



ANNA UNIVERSITY, CHENNAI

AFFILIATED INSTITUTIONS

REGULATIONS 2021

B.E. PETROCHEMICAL ENGINEERING

CHOICE BASED CREDIT SYSTEM (CBCS)

PROGRAM EDUCATIONAL OBJECTIVES:

After 3 years of graduation, our graduates will be

1. Successful in their careers in the diversified sectors of the Petrochemical Technology.
2. A successful entrepreneur, manager or occupy higher positions.
3. Pursuing higher studies and research programmes in India and abroad.

PROGRAM OUTCOMES:

1. The graduates of the petrochemical technology will be able to apply knowledge of science and engineering to analyze petrochemical technology problems.
2. The graduates of the petrochemical technology will be able to Understand and interpret the problems in petrochemical processes.
3. The graduates of the petrochemical technology will be able to Design and develop appropriate solutions for the petrochemical systems.
4. The graduates of the petrochemical technology will be able to Identify, formulate and solve complex petrochemical technology problems.
5. The graduates of the petrochemical technology will be able to Use the modern engineering skills and software tools to analyze petrochemical technology problems.
6. The graduates of the petrochemical technology will be able to understand the global and societal impact of Petrochemical engineering practice.
7. The graduates of the petrochemical technology will be able to understand the impact of petrochemical technology solutions in environmental context and adopt suitable methods for sustainable development.

8. The graduates of the petrochemical technology will be able to meet the professional and ethical duties.
9. The graduates of the petrochemical technology will function effectively as an individual and in multidisciplinary teams.
10. The graduates of the petrochemical technology will be able to communicate effectively both in verbal and written forms.
11. The graduates of the petrochemical technology will be able to apply principles of management and economics for the effective functioning of Petrochemical and allied Industries.
12. The graduates of the petrochemical technology will engage in lifelong learning.

PROGRAM SPECIFIC OUTCOMES:

Graduates of Petrochemical Technology will:

- PSO1: Strong foundation in Chemical, Petroleum & Petrochemical processes and effectively describe various units of modern petroleum refining and petrochemical industries.
- PSO2: Effectively describe, analyze, develop appropriate solutions for Chemical, Petroleum & Petrochemical industrial problems using innovative research & development skills with continuous learning efforts.

PEOs	PROGRAMME OUTCOMES													
	PO 1	PO 2	PO 3	PO 4	PO 5	PO 6	PO 7	PO 8	PO 9	PO1 0	PO1 1	PO1 2	PSO 1	PSO 2
I	3	3	3	3	3	3	2	2	3	2	1	1	3	2
II	2	2	2	2	2	2	2	2	3	3	3	3	2	3
III	3	3	3	3	3	2	3	3	2	2	1	3	3	3



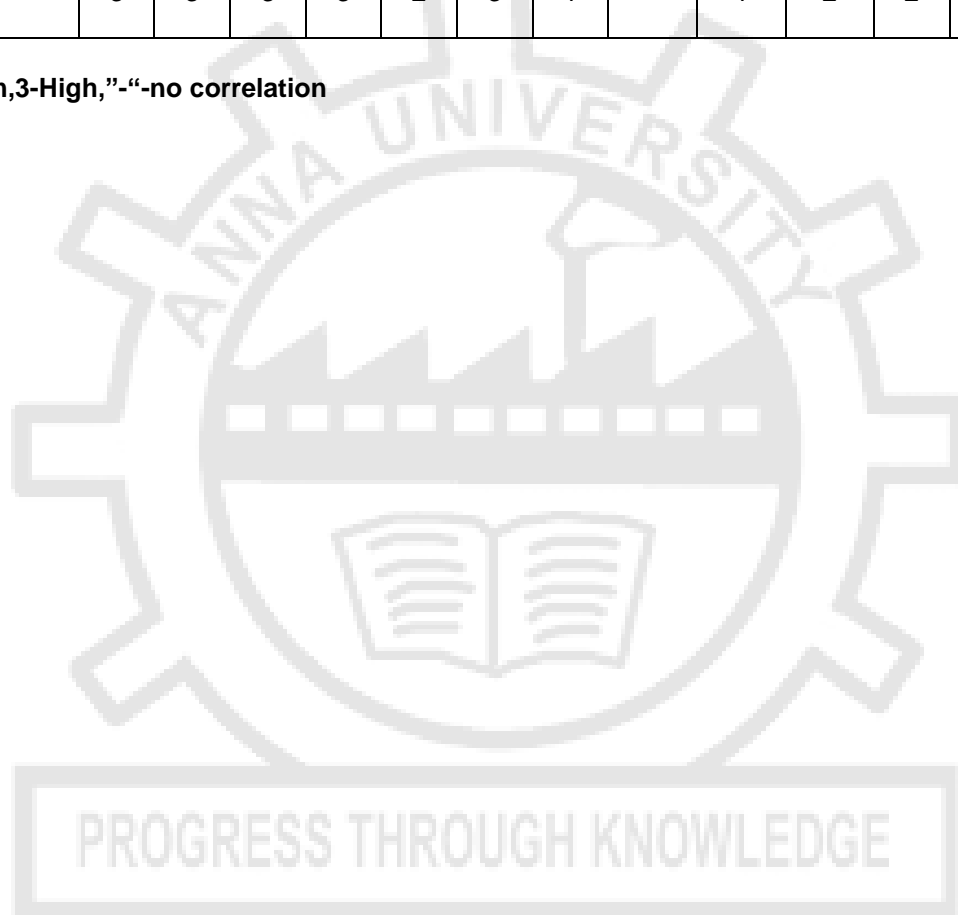
MAPPING OF COURSE OUTCOMES AND PROGRAMME OUTCOMES

		COURSE NAME	PO 1	PO 2	PO 3	PO 4	PO 5	PO 6	PO 7	PO8	PO9	PO10	PO 11	PO 12	PS O1	PSO 2	
YEAR 1	SEMESTER 1	Professional English - I	1.6	2.2	1.8	2.2	1.5	3	3	3	1.6	3	3	3	-	-	
		Matrices and Calculus	3	3	1	1	0	0	0	0	0	2	0	2	3	-	-
		Engineering Physics	3	3	1.6	1.2	1.8	1	-	-	-	-	-	-	1	-	-
		Engineering Chemistry	2.8	1.3	1.6	1	-	1.5	1.8	-	-	-	-	-	1.5	-	-
		Problem Solving and Python Programming	2	3	3	3	2	-	-	-	-	-	-	2	2	3	3
		தமிழர் மரபு /Heritage of Tamils															
		Problem Solving and Python Programming Laboratory	2	3	3	3	2	-	-	-	-	-	-	2	2	3	3
		Physics and Chemistry Laboratory	3	2.4	2.6	1	1										
			2.6	1.3	1.6	1	1	1.4	1.8	-	-	-	-	-	1.3	-	-
	English Laboratory	3	3	3	3	1	3	3	3	3	3	3	3	3	-	-	
	SEMESTER 2	Professional English – II	3	3	3	3	2.75	3	3	3	2.2	3	3	3	3	-	-
		Statistics and Numerical Methods	3	3	1	1	1	0	0	0	0	2	0	2	3	-	-
		Basic Electrical, Electronics and Instrumentation Engineering	2	1	1						1					-	-
		Engineering Graphics	3	1	2		2						3		2	2	2
		தமிழரும் தொழில்நுட்பமும் / Tamils and Technology															
Engineering Practices Laboratory		3	2			1	1	1						2	2	1	
		Basic Electrical, Electronics and Instrumentation Engineering Laboratory	1.6	1.4	0.8	1.6				1.2	1.6						
		Communication Laboratory / Foreign Language	2.4	2.8	3	3	1.8	3	3	3	3	3	3	3	-	-	
Y	S	Transforms and Partial	3	3	1	1	0	0	0	0	2	0	0	3	-	-	

YEAR 3	SEMESTER 4	Differential Equations														
		Process Calculations	3	3	2	1	2	0	1	0	0	0	0	1	3	1
		Fluid Mechanics for Petrochemical Technologists	2	2	2	2	2	0	0	0	0	0	0	2	3	2
		Petroleum Primary Processing Technology	3	3	2	2	1	2	1	0	0	0	0	2	2	2
		Heat Transfer	3	2	3	3	2	2	1	1	1	1	1	1	2	2
		Mechanical Operations	1	1	1	1	1	-	-	-	2	3	2	3	2	2
		Heat Transfer Laboratory	3	3	0	1	0	0	0	0	2	1	2	2	3	2
		Fluid Mechanics and Solid Operations laboratory	-	2	1	1	2	-	-	3	3	-	-	-	3	3
	Chemical Engineering Thermodynamics	3	3	1	1	1	0	0	0	0	0	0	1	3	1	
	Petroleum Secondary Processing Technology	2	3	2	2	2	1	2	0	0	0	0	2	2	2	
	Mass Transfer	3	3	3	-	-	1	1	1	-	1	-	3	3	2	
	Natural Gas and LNG Processing	3	3	3	2	2	1	1	-	1	1	1	2	2	2	
	Chemical Reaction Engineering	3	3	2	3	0	0	0	0	0	0	0	0	3	2	
	Environmental Sciences and Sustainability	2.8	1.8	1	1	-	2.2	2.4	-	-	-	-	1.8	-	-	
	Petrochemical and Polymer Analysis Laboratory	3	3	1	2	2	0	0	3	3	3	0	2	2	2	
Petroleum Product Testing Laboratory	2	2	1	2	2	0	0	3	3	3	0	2	2	2		
YEAR 3	SEMESTER 5	Equilibrium Staged Operations	3	3	3	3	1	-	-	-	-	-	1	3	2	
		Catalytic Reaction Engineering	3	3	2	3	0	0	0	0	0	0	0	0	3	2
		Mass Transfer Laboratory	3	3	-	3	-	-	-	-	2	-	-	2	3	3
	SEM	Process Instrumentation Dynamics and	3	3	1	1	0	0	0	0	1	0	0	0	3	1

		Control														
		Refinery Process Design	3	3	3	3	2	3	1	-	1	2	2	2	2	2
		Chemical Reaction and Process Control Laboratory	3	3	3	1	-	-	2	-	3	-	-	-	3	3
		Computational Petrochemical Laboratory	3	2	3	2	2	3	1	-	1	2	2	3	2	2
YEAR 4	SEMESTER	Process Safety in Petrochemical Industries	2	2	1	-	1	1	-	-	1	1	-	1	3	2
		Process Equipment Design	3	3	3	3	2	3	1	-	1	2	2	2	2	2

1-Low,2-Medium,3-High,"-no correlation



ANNA UNIVERSITY, CHENNAI
NON-AUTONOMOUS COLLEGES AFFILIATED COLLEGES
REGULATIONS 2021
CHOICE BASED CREDIT SYSTEM
B.E. PETROCHEMICAL ENGINEERING
CURRICULUM AND SYLLABI FOR I TO VIII SEMESTERS
SEMESTER I

S. No.	COURSE CODE	COURSE TITLE	CATE-GORY	PERIODS PER WEEK			TOTAL CONTACT PERIODS	CREDITS
				L	T	P		
1.	IP3151	Induction Programme	-	-	-	-	-	0
THEORY								
2.	HS3152	Professional English – I	HSMC	3	0	0	3	3
3.	MA3151	Matrices and Calculus	BSC	3	1	0	4	4
4.	PH3151	Engineering Physics	BSC	3	0	0	3	3
5.	CY3151	Engineering Chemistry	BSC	3	0	0	3	3
6.	GE3151	Problem Solving and Python Programming	ESC	3	0	0	3	3
7.	GE3152	தமிழர் மரபு /Heritage of Tamils	HSMC	1	0	0	1	1
PRACTICALS								
8.	GE3171	Problem Solving and Python Programming Laboratory	ESC	0	0	4	4	2
9.	BS3171	Physics and Chemistry Laboratory	BSC	0	0	4	4	2
10.	GE3172	English Laboratory §	EEC	0	0	2	2	1
TOTAL				16	1	10	27	22

§ Skill Based Course

SEMESTER II

S. No.	COURSE CODE	COURSE TITLE	CATE-GORY	PERIODS PER WEEK			TOTAL CONTACT PERIODS	CREDITS
				L	T	P		
THEORY								
1.	HS3252	Professional English – II	HSMC	2	0	0	2	2
2.	MA3251	Statistic and Numerical Methods	BSC	3	1	0	4	4
3.	PH3253	Materials Science for Technologists	BSC	3	0	0	3	3
4.	BE3252	Basic Electrical, Electronics and Instrumentation Engineering	BSC	3	0	0	3	3
5.	CY3251	Chemistry for Technologists	BSC	3	0	0	3	3
6.	GE3251	Engineering Graphics	ESC	2	0	4	6	4
7.	GE3252	தமிழரும் தொழில்நுட்பமும் / Tamils and Technology	HSMC	1	0	0	1	1
8.		NCC Credit Course Level 1*	-	2	0	0	2	2
PRACTICALS								
9.	GE3271	Engineering Practices Laboratory	ESC	0	0	4	4	2
10.	BE3272	Basic Electrical, Electronics and Instrumentation Engineering Laboratory	ESC	0	0	4	4	2
11.	GE3272	Communication Laboratory / Foreign Language §	EEC	0	0	4	4	2
TOTAL				17	1	16	34	26

NCC Credit Course level 1 is offered for NCC students only. The grades earned by the students will be recorded in the Mark Sheet, however the same shall not be considered for the computation of CGPA.

§ Skill Based Course

SEMESTER III

S. NO.	COURSE CODE	COURSE TITLE	CATEGORY	PERIODS PER WEEK			TOTAL CONTACT PERIODS	CREDITS
				L	T	P		
THEORY								
1.	MA3351	Transforms and Partial Differential Equations	BSC	3	1	0	4	4
2.	PE3351	Process Calculations	PCC	3	0	0	3	3
3.	PC3351	Fluid Mechanics for Petrochemical Technologists	PCC	3	0	0	3	3
4.	PC3353	Petroleum Primary Processing Technology	PCC	3	0	0	3	3
5.	CH3491	Heat Transfer	PCC	3	0	0	3	3
6.	PC3352	Mechanical Operations	PCC	3	0	0	3	3
PRACTICALS								
7.	PE3481	Heat Transfer Laboratory	PCC	0	0	4	4	2
8.	PE3361	Fluid Mechanics and Solid Operations laboratory	PCC	0	0	4	4	2
9.	GE3361	Professional Development [§]	EEC	0	0	2	2	1
TOTAL				18	1	10	29	24

§ Skill Based Course

SEMESTER IV

S. NO.	COURSE CODE	COURSE TITLE	CATEGORY	PERIODS PER WEEK			TOTAL CONTACT PERIODS	CREDITS
				L	T	P		
THEORY								
1.	PE3451	Chemical Engineering Thermodynamics	PCC	3	0	0	3	3
2.	PC3451	Petroleum Secondary Processing Technology	PCC	3	0	0	3	3
3.	EL3491	Mass Transfer	PCC	3	0	0	3	3
4.	CPE339	Natural Gas and LNG Processing	PCC	3	0	0	3	3
5.	CPE331	Chemical Reaction Engineering	PCC	3	0	0	3	3
6.	GE3451	Environmental Sciences and Sustainability	BSC	2	0	0	2	2
7.		NCC Credit Course Level 2 [#]		3	0	0	3	3 #
PRACTICALS								
8.	PC3461	Petrochemical and Polymer Analysis Laboratory	PCC	0	0	4	4	2
9.	PC3462	Petroleum Product Testing Laboratory	PCC	0	0	4	4	2
10.	PM3511	Industrial Training/Internship I*	EEC	-	-	-	-	-
TOTAL				17	0	8	25	21

NCC Credit Course level 2 is offered for NCC students only. The grades earned by the students will be recorded in the Mark Sheet, however the same shall not be considered for the computation of CGPA.

*Four weeks industrial training/internship carries two credits. Industrial training/internship during IV Semester Summer Vacation will be evaluated in V semester

SEMESTER V

S. NO.	COURSE CODE	COURSE TITLE	CATEGORY	PERIODS PER WEEK			TOTAL CONTACT PERIODS	CREDITS
				L	T	P		
THEORY								
1.	PM3501	Equilibrium Staged Operations	PCC	2	1	0	3	3
2.	PC3551	Catalytic Reaction Engineering	PCC	3	0	0	3	3
3.		Professional Elective I	PEC	3	0	0	3	3
4.		Professional Elective II	PEC	3	0	0	3	3
5.		Professional Elective III	PEC	3	0	0	3	3
6.		Mandatory Course- I ^{&}	MC	3	0	0	3	Non-Credit Course
PRACTICALS								
7.	PM3511	Industrial Training/Internship I*	EEC	0	0	0	0	2
8.	CH3561	Mass Transfer Laboratory	PCC	0	0	3	3	1.5
TOTAL				17	1	3	21	18.5

[&] Mandatory Course-I is a Non-credit Course (Student shall select one course from the list given under MC-I)

*Four weeks industrial training/internship carries two credits. Industrial training/internship during IV Semester Summer Vacation will be evaluated in V semester

SEMESTER VI

S. NO.	COURSE CODE	COURSE TITLE	CATEGORY	PERIODS PER WEEK			TOTAL CONTACT PERIODS	CREDITS
				L	T	P		
THEORY								
1.	PC3652	Process Instrumentation Dynamics and Control	PCC	3	0	0	3	3
2.	PM3601	Refinery Process Design	PCC	3	0	0	3	3
3.		Open Elective – I*	OEC	3	0	0	3	3
4.		Professional Elective IV	PEC	3	0	0	3	3
5.		Professional Elective V	PEC	3	0	0	3	3
6.		Professional Elective VI	PEC	3	0	0	3	3
7.		NCC Credit Course Level 3#		3	0	0	3	3 #
8.		Mandatory Course-II ^{&}	MC	3	0	0	3	Non-Credit Course
PRACTICALS								
9.	PC3611	Chemical Reaction and Process Control Laboratory	PCC	0	0	4	4	2
10.	PC3651	Computational Petrochemical Laboratory	PCC	0	0	4	4	2
11.	PM3711	Industrial Training/Internship II ^{###}	EEC	-	-	-	-	-
TOTAL				21	0	8	29	22

*Open Elective – I shall be chosen from the emerging technologies.

^{###} Four weeks industrial training/internship carries two credits. Industrial training/Internship during VI Semester Summer Vacation will be evaluated in VII semester

[&] Mandatory Course-II is a Non-credit Course (Student shall select one course from the list given under MC- II)

[#] NCC Credit Course level 3 is offered for NCC students only. The grades earned by the students will be recorded in the Mark Sheet, however the same shall not be considered for the computation of CGPA.

SEMESTER VII/VIII*

S. NO.	COURSE CODE	COURSE TITLE	CATE GORY	PERIODS PER WEEK			TOTAL CONTACT PERIODS	CREDITS
				L	T	P		
THEORY								
1.	PC3752	Process Safety in Petrochemical Industries	PCC	3	0	0	3	3
2.	PC3751	Process Equipment Design	PCC	3	0	0	3	3
3.	GE3791	Human values and Ethics	HSMC	2	0	0	2	2
4.		Elective- Management #	HSMC	3	0	0	3	3
5.		Open Elective – II**	OEC	3	0	0	3	3
6.		Open Elective – III***	OEC	3	0	0	3	3
7.		Open Elective – IV***	OEC	3	0	0	3	3
PRACTICALS								
8.	PM3711	Industrial Training/Internship II##	EEC	-	-	-	-	2
TOTAL				20	0	0	20	22

*If students undergo internship in Semester VII, then the courses offered during semester VII will be offered during semester VIII.

**Open Elective – II shall be chosen from the emerging technologies.

***Open Elective III and IV (Shall be chosen from the list of open electives offered by other Programmes

Elective- Management shall be chosen from the Elective Management courses

##Four weeks industrial training/internship carries two credits. Industrial training/Internship during VI Semester Summer Vacation will be evaluated in VII semester

SEMESTER VIII/VII*

S. NO.	COURSE CODE	COURSE TITLE	CATE GORY	PERIODS PER WEEK			TOTAL CONTACT PERIODS	CREDITS
				L	T	P		
PRACTICALS								
1.	PM3811	Project Work / Internship#	EEC	0	0	20	20	10
TOTAL				0	0	20	20	10

*If students undergo internship in Semester VII, then the courses offered during semester VII will be offered during semester VIII.

15 weeks of continuous Internship in an organization carries 10 credits.

TOTAL CREDITS : 165.5

ELECTIVE – MANAGEMENT COURSES

SL. NO.	COURSE CODE	COURSE TITLE	CATE GORY	PERIODS PERWEEK			TOTAL CONTACT PERIODS	CREDITS
				L	T	P		
1.	GE3751	Principles of Management	HSMC	3	0	0	3	3
2.	GE3752	Total Quality Management	HSMC	3	0	0	3	3
3.	GE3753	Engineering Economics and Financial Accounting	HSMC	3	0	0	3	3
4.	GE3754	Human Resource Management	HSMC	3	0	0	3	3
5.	GE3755	Knowledge Management	HSMC	3	0	0	3	3
6.	GE3792	Industrial Management	HSMC	3	0	0	3	3

MANDATORY COURSES I*

S. NO.	COURSE CODE	COURSE TITLE	CATE GORY	PERIODS PER WEEK			TOTAL CONTACT PERIODS
				L	T	P	
1.	MX3081	Introduction to Women and Gender Studies	MC	3	0	0	3
2.	MX3082	Elements of Literature	MC	3	0	0	3
3.	MX3083	Film Appreciation	MC	3	0	0	3
4.	MX3084	Disaster Risk Reduction and Management	MC	3	0	0	3

* Mandatory Courses are offered as Non –Credit Courses

MANDATORY COURSES II*

S. NO.	COURSE CODE	COURSE TITLE	CATE GORY	PERIODS PER WEEK			TOTAL CONTACT PERIODS
				L	T	P	
1.	MX3085	Well Being with Traditional Practices -Yoga, Ayurveda and Siddha	MC	3	0	0	3
2.	MX3086	History of Science and Technology in India	MC	3	0	0	3
3.	MX3087	Political and Economic Thought for a Humane Society	MC	3	0	0	3
4.	MX3088	State, Nation Building and Politics in India	MC	3	0	0	3
5.	MX3089	Industrial Safety	MC	3	0	0	3

* Mandatory Courses are offered as Non –Credit Courses

PROFESSIONAL ELECTIVE COURSES : VERTICALS

Vertical I	Vertical II	Vertical III	Vertical IV
Energy Engineering	Hydrocarbon Transportation and Storage	Health, Safety and Environment	Process Intensification
Renewable and Non-renewable Energy	Storage Transportation of Crude Oil and Natural Gas	Fire and Explosion Control	Transport phenomena
Energy Conservation and Management	Petroleum Economics	Industrial Hygiene	Process modeling and simulation
Energy Auditing & Demand Side Management	Piping Engineering	Transportation Safety	Polymer Technology
Hydrogen and Microbial fuel cells	Design of Pressure Vessels and storage Vessels	Process Hazard Analysis Studies	Fluidization Engineering
Biofuels	Petroleum Corrosion Technology	Health Safety and Environmental Management	Water Treatment and Management
Unconventional Hydrocarbon Sources	Product Design and Development for Petrochemical Engineers	Plant Safety and Risk Management	Process Instrumentation

Registration of Professional Elective Courses from Verticals:

Refer to the regulations 2021, Clause 6.3. (Amended on 27.07.2023)

PROGRESS THROUGH KNOWLEDGE

PROFESSIONAL ELECTIVE COURSES : VERTICALS**VERTICAL I: ENERGY ENGINEERING**

SL. NO.	COURSE CODE	COURSE TITLE	CATE GORY	PERIODS PER WEEK			TOTAL CONTACT PERIODS	CREDITS
				L	T	P		
1.	CPE349	Renewable and Non-renewable Energy	PEC	3	0	0	3	3
2.	CPE334	Energy Conservation and Management	PEC	3	0	0	3	3
3.	CPE333	Energy Auditing and Demand Side Management	PEC	3	0	0	3	3
4.	CPE337	Hydrogen and Microbial fuel cells	PEC	3	0	0	3	3
5.	CPE348	Biofuels	PEC	3	0	0	3	3
6.	CPE347	Unconventional Hydrocarbon Sources	PEC	3	0	0	3	3

VERTICAL II: HYDROCARBON TRANSPORTATION AND STORAGE

SL. NO.	COURSE CODE	COURSE TITLE	CATE GORY	PERIODS PER WEEK			TOTAL CONTACT PERIODS	CREDITS
				L	T	P		
1.	CPE345	Storage Transportation of Crude Oil and Natural Gas	PEC	3	0	0	3	3
2.	CPE342	Petroleum Economics	PEC	3	0	0	3	3
3.	CPE343	Piping Engineering	PEC	3	0	0	3	3
4.	CPE332	Design of Pressure Vessels and storage Vessels	PEC	3	0	0	3	3
5.	CPE341	Petroleum Corrosion Technology	PEC	3	0	0	3	3
6.	CPE340	Product Design and Development for Petrochemical Engineers	PEC	3	0	0	3	3

VERTICAL III: HEALTH, SAFETY AND ENVIRONMENT

SL. NO.	COURSE CODE	COURSE TITLE	CATEGORY	PERIODS PER WEEK			TOTAL CONTACT PERIODS	CREDITS
				L	T	P		
1.	CPC331	Fire and Explosion Control	PEC	3	0	0	3	3
2.	CPE338	Industrial Hygiene	PEC	3	0	0	3	3
3.	CPE346	Transportation Safety	PEC	3	0	0	3	3
4.	CPC333	Process Hazard Analysis Studies	PEC	3	0	0	3	3
5.	CPE336	Health Safety and Environmental Management	PEC	3	0	0	3	3
6.	CPE344	Plant Safety and Risk Management	PEC	3	0	0	3	3

VERTICAL IV: PROCESS INTENSIFICATION

SL. NO.	COURSE CODE	COURSE TITLE	CATEGORY	PERIODS PER WEEK			TOTAL CONTACT PERIODS	CREDITS
				L	T	P		
1.	CH3702	Transport phenomena	PEC	3	0	0	3	3
2.	CCH331	Process Modeling and Simulation	PEC	3	0	0	3	3
3.	CPC332	Polymer Technology	PEC	3	0	0	3	3
4.	CPE335	Fluidization Engineering	PEC	3	0	0	3	3
5.	PM3001	Water Treatment and Management	PEC	3	0	0	3	3
6.	CPC334	Process Instrumentation	PEC	3	0	0	3	3

OPEN ELECTIVES

Students shall choose the open elective courses, such that the course contents are not similar to any other course contents/title under other course categories.

**OPEN ELECTIVE I AND II
(EMERGING TECHNOLOGIES)**

To be offered other than Faculty of Information and Communication Engineering

SL. NO.	COURSE CODE	COURSE TITLE	CATEGORY	PERIODS PER WEEK			TOTAL CONTACT PERIODS	CREDITS
				L	T	P		
1.	OCS351	Artificial Intelligence and Machine Learning Fundamentals	OEC	2	0	2	4	3
2.	OCS352	IoT Concepts and Applications	OEC	2	0	2	4	3
3.	OCS353	Data Science Fundamentals	OEC	2	0	2	4	3
4.	CCS333	Augmented Reality / Virtual Reality	OEC	2	0	2	4	3

OPEN ELECTIVES – III

SL. NO.	COURSE CODE	COURSE TITLE	CATEGORY	PERIODS PER WEEK			TOTAL CONTACT PERIODS	CREDITS
				L	T	P		
1.	OHS351	English for Competitive Examinations	OEC	3	0	0	3	3
2.	OCE353	Lean Concepts, Tools And Practices	OEC	3	0	0	3	3
3.	OMG352	NGOs and Sustainable Development	OEC	3	0	0	3	3
4.	OMG353	Democracy and Good Governance	OEC	3	0	0	3	3
5.	CME365	Renewable Energy Technologies	OEC	3	0	0	3	3
6.	OME354	Applied Design Thinking	OEC	3	0	0	3	3
7.	MF3003	Reverse Engineering	OEC	3	0	0	3	3
8.	OPR351	Sustainable Manufacturing	OEC	3	0	0	3	3
9.	AU3791	Electric and Hybrid Vehicle	OEC	3	0	0	3	3
10.	OAS352	Space Engineering	OEC	3	0	0	3	3
11.	OIM351	Industrial Management	OEC	3	0	0	3	3
12.	OIE354	Quality Engineering	OEC	3	0	0	3	3
13.	OSF351	Fire Safety Engineering	OEC	3	0	0	3	3
14.	OML351	Introduction to non-destructive testing	OEC	3	0	0	3	3
15.	OMR351	Mechatronics	OEC	3	0	0	3	3
16.	ORA351	Foundation of Robotics	OEC	3	0	0	3	3

17.	OAE352	Fundamentals of Aeronautical engineering	OEC	3	0	0	3	3
18.	OGI351	Remote Sensing Concepts	OEC	3	0	0	3	3
19.	OAI351	Urban Agriculture	OEC	3	0	0	3	3
20.	OEE352	Electric Vehicle technology	OEC	3	0	0	3	3
21.	OEI353	Introduction to PLC Programming	OEC	3	0	0	3	3
22.	OFD352	Traditional Indian Foods	OEC	3	0	0	3	3
23.	OFD353	Introduction to food processing	OEC	3	0	0	3	3
24.	OPY352	IPR for Pharma Industry	OEC	3	0	0	3	3
25.	OTT351	Basics of Textile Finishing	OEC	3	0	0	3	3
26.	OTT352	Industrial Engineering for Garment Industry	OEC	3	0	0	3	3
27.	OTT353	Basics of Textile Manufacture	OEC	3	0	0	3	3
28.	OCH351	Nano Technology	OEC	3	0	0	3	3
29.	OCH352	Functional Materials	OEC	3	0	0	3	3
30.	OPT351	Basics of Plastics Processing	OEC	3	0	0	3	3
31.	OEC351	Signals and Systems	OEC	3	0	0	3	3
32.	OEC352	Fundamentals of Electronic Devices and Circuits	OEC	3	0	0	3	3
33.	CBM348	Foundation Skills in Integrated Product Development	OEC	3	0	0	3	3
34.	CBM333	Assistive Technology	OEC	3	0	0	3	3
35.	OMA352	Operations Research	OEC	3	0	0	3	3
36.	OMA353	Algebra and Number Theory	OEC	3	0	0	3	3
37.	OMA354	Linear Algebra	OEC	3	0	0	3	3
38.	OBT352	Basics of Microbial Technology	OEC	3	0	0	3	3
39.	OBT353	Basics of Biomolecules	OEC	3	0	0	3	3
40.	OBT354	Fundamentals of Cell and Molecular Biology	OEC	3	0	0	3	3

OPEN ELECTIVES – IV

SL. NO.	COURSE CODE	COURSE TITLE	CATE GORY	PERIODS PER WEEK			TOTAL CONTACT PERIODS	CREDITS
				L	T	P		
1.	OHS352	Project Report Writing	OEC	3	0	0	3	3
2.	OCE354	Basics of Integrated Water Resources Management	OEC	3	0	0	3	3
3.	OMA355	Advanced Numerical Methods	OEC	3	0	0	3	3
4.	OMA356	Random Processes	OEC	3	0	0	3	3
5.	OMA357	Queuing and Reliability Modelling	OEC	3	0	0	3	3
6.	OMG354	Production and Operations Management for Entrepreneurs	OEC	3	0	0	3	3
7.	OMG355	Multivariate Data Analysis	OEC	3	0	0	3	3
8.	OME352	Additive Manufacturing	OEC	3	0	0	3	3
9.	CME343	New Product Development	OEC	3	0	0	3	3
10.	OME355	Industrial Design & Rapid Prototyping Techniques	OEC	2	0	2	4	3
11.	MF3010	Micro and Precision Engineering	OEC	3	0	0	3	3
12.	OMF354	Cost Management of Engineering Projects	OEC	3	0	0	3	3
13.	AU3002	Batteries and Management system	OEC	3	0	0	3	3
14.	AU3008	Sensors and Actuators	OEC	3	0	0	3	3
15.	OAS353	Space Vehicles	OEC	3	0	0	3	3
16.	OIM352	Management Science	OEC	3	0	0	3	3
17.	OIM353	Production Planning and Control	OEC	3	0	0	3	3
18.	OIE353	Operations Management	OEC	3	0	0	3	3
19.	OSF352	Industrial Hygiene	OEC	3	0	0	3	3
20.	OML352	Electrical, Electronic and Magnetic materials	OEC	3	0	0	3	3
21.	OML353	Nanomaterials and applications	OEC	3	0	0	3	3
22.	OMR353	Sensors	OEC	3	0	0	3	3
23.	ORA352	Concepts in Mobile Robots	OEC	3	0	0	3	3
24.	MV3501	Marine Propulsion	OEC	3	0	0	3	3
25.	OMV351	Marine Merchant Vessels	OEC	3	0	0	3	3

26.	OMV352	Elements of Marine Engineering	OEC	3	0	0	3	3
27.	CRA332	Drone Technologies	OEC	3	0	0	3	3
28.	OGI352	Geographical Information System	OEC	3	0	0	3	3
29.	OAI352	Agriculture Entrepreneurship Development	OEC	3	0	0	3	3
30.	OEN352	Biodiversity Conservation	OEC	3	0	0	3	3
31.	OEE353	Introduction to control systems	OEC	3	0	0	3	3
32.	OEI354	Introduction to Industrial Automation Systems	OEC	3	0	0	3	3
33.	OFD354	Fundamentals of Food Engineering	OEC	3	0	0	3	3
34.	OFD355	Food safety and Quality Regulations	OEC	3	0	0	3	3
35.	OPY353	Nutraceuticals	OEC	3	0	0	3	3
36.	OTT354	Basics of Dyeing and Printing	OEC	3	0	0	3	3
37.	FT3201	Fibre Science	OEC	3	0	0	3	3
38.	OTT355	Garment Manufacturing Technology	OEC	3	0	0	3	3
39.	OCH353	Energy Technology	OEC	3	0	0	3	3
40.	OCH354	Surface Science	OEC	3	0	0	3	3
41.	OPT352	Plastic Materials for Engineers	OEC	3	0	0	3	3
42.	OPT353	Properties and Testing of Plastics	OEC	3	0	0	3	3
43.	OEC353	VLSI Design	OEC	3	0	0	3	3
44.	CBM370	Wearable devices	OEC	3	0	0	3	3
45.	CBM356	Medical Informatics	OEC	3	0	0	3	3
46.	OBT355	Biotechnology for Waste Management	OEC	3	0	0	3	3
47.	OBT356	Lifestyle Diseases	OEC	3	0	0	3	3
48.	OBT357	Biotechnology in Health Care	OEC	3	0	0	3	3

SUMMARY

Name of the Programme										
S.No	Subject Area	Credits per Semester								Total Credits
		I	II	III	IV	V	VI	VII/VIII	VIII/VII	
1	HSMC	4	3					5		12
2	BSC	12	13	4	2					31
3	ESC	5	8							13
4	PCC			19	19	8	10	6		62
5	PEC					9	9			18
6	OEC						3	9		12
7	EEC	1	2	1		2		2	10	18
8	Non-Credit /(Mandatory)					√	√			
Total		22	26	24	21	19	22	22	10	166

Enrollment for B.E. / B. Tech. (Honours) / Minor degree (Optional)

A student can also optionally register for additional courses (18 credits) and become eligible for the award of B.E./B.Tech. (Honours) Minor degree.

For B.E. / B. Tech. (Honours), a student shall register for the additional courses (18 credits) from semester V onwards. These courses shall be from the same vertical or a combination of different verticals of the same programme of study only.

For minor degree, a student shall register for the additional courses (18 credits) from semester V onwards. All these courses have to be in a particular vertical from any one of the other programmes, Moreover, for minor degree the student can register for courses from any one of the following verticals also.

Complete details are available in clause 4.10 (Amendments) of Regulations 2021.

VERTICALS FOR MINOR DEGREE (IN ADDITIONS TO ALL THE VERTICALS OF OTHER PROGRAMMES)

Vertical I Fintech and Block Chain	Vertical II Entrepreneurship	Vertical III Public Administration	Vertical IV Business Data Analytics	Vertical V Environment and Sustainability
Financial Management	Foundations of Entrepreneurship	Principles of Public Administration	Statistics For Management	Sustainable infrastructure Development
Fundamentals of Investment	Team Building & Leadership Management for Business	Constitution of India	Datamining For Business Intelligence	Sustainable Agriculture and Environmental Management
Banking, Financial Services and Insurance	Creativity & Innovation in Entrepreneurship	Public Personnel Administration	Human Resource Analytics	Sustainable Bio Materials
Introduction to Blockchain and its Applications	Principles of Marketing Management For Business	Administrative Theories	Marketing And Social Media Web Analytics	Materials for Energy Sustainability
Fintech Personal Finance and Payments	Human Resource Management for Entrepreneurs	Indian Administrative System	Operation And Supply Chain Analytics	Green Technology
Introduction to Fintech	Financing New Business Ventures	Public Policy Administration	Financial Analytics	Environmental Quality Monitoring and Analysis
-	-	-	-	Integrated Energy Planning for Sustainable Development
-	-	-	-	Energy Efficiency for Sustainable Development

(Choice of courses for Minor degree is to be made from any one vertical of other programmes or from anyone of the following verticals)

VERTICAL 1: FINTECH AND BLOCK CHAIN

SL. NO	COURSE CODE	COURSE TITLE	CATEGORY	PERIODS PER WEEK			TOTAL CONTACT PERIODS	CREDITS
				L	T	P		
1.	CMG331	Financial Management	PEC	3	0	0	3	3
2.	CMG332	Fundamentals of Investment	PEC	3	0	0	3	3
3.	CMG333	Banking, Financial Services and Insurance	PEC	3	0	0	3	3
4.	CMG334	Introduction to Blockchain and its Applications	PEC	3	0	0	3	3
5.	CMG335	Fintech Personal Finance and Payments	PEC	3	0	0	3	3
6.	CMG336	Introduction to Fintech	PEC	3	0	0	3	3

VERTICAL 2: ENTREPRENEURSHIP

SL. NO.	COURSE CODE	COURSE TITLE	CATEGORY	PERIODS PER WEEK			TOTAL CONTACT PERIODS	CREDITS
				L	T	P		
1.	CMG337	Foundations of Entrepreneurship	PEC	3	0	0	3	3
2.	CMG338	Team Building & Leadership Management for Business	PEC	3	0	0	3	3
3.	CMG339	Creativity & Innovation in Entrepreneurship	PEC	3	0	0	3	3
4.	CMG340	Principles of Marketing Management For Business	PEC	3	0	0	3	3
5.	CMG341	Human Resource Management for Entrepreneurs	PEC	3	0	0	3	3
6.	CMG342	Financing New Business Ventures	PEC	3	0	0	3	3

VERTICAL 3: PUBLIC ADMINISTRATION

SL. NO.	COURSE CODE	COURSE TITLE	CATE GORY	PERIODS PER WEEK			TOTAL CONTACT PERIODS	CREDITS
				L	T	P		
1.	CMG343	Principles of Public Administration	PEC	3	0	0	3	3
2.	CMG344	Constitution of India	PEC	3	0	0	3	3
3.	CMG345	Public Personnel Administration	PEC	3	0	0	3	3
4.	CMG346	Administrative Theories	PEC	3	0	0	3	3
5.	CMG347	Indian Administrative System	PEC	3	0	0	3	3
6.	CMG348	Public Policy Administration	PEC	3	0	0	3	3

VERTICAL 4: BUSINESS DATA ANALYTICS

SL. NO.	COURSE CODE	COURSE TITLE	CATE GORY	PERIODS PER WEEK			TOTAL CONTACT PERIODS	CREDITS
				L	T	P		
1.	CMG349	Statistics For Management	PEC	3	0	0	3	3
2.	CMG350	Datamining For Business Intelligence	PEC	3	0	0	3	3
3.	CMG351	Human Resource Analytics	PEC	3	0	0	3	3
4.	CMG352	Marketing And Social Media Web Analytics	PEC	3	0	0	3	3
5.	CMG353	Operation And Supply Chain Analytics	PEC	3	0	0	3	3
6.	CMG354	Financial Analytics	PEC	3	0	0	3	3

VERTICAL 5: ENVIRONMENT AND SUSTAINABILITY

SL. NO.	COURSE CODE	COURSE TITLE	CATE GORY	PERIODS PER WEEK			TOTAL CONTACT PERIODS	CREDITS
				L	T	P		
1.	CES331	Sustainable infrastructure Development	PEC	3	0	0	3	3
2.	CES332	Sustainable Agriculture and Environmental Management	PEC	3	0	0	3	3
3.	CES333	Sustainable Bio Materials	PEC	3	0	0	3	3
4.	CES334	Materials for Energy Sustainability	PEC	3	0	0	3	3
5.	CES335	Green Technology	PEC	3	0	0	3	3
6.	CES336	Environmental Quality Monitoring and Analysis	PEC	3	0	0	3	3
7.	CES337	Integrated Energy Planning for Sustainable Development	PEC	3	0	0	3	3
8.	CES338	Energy Efficiency for Sustainable Development	PEC	3	0	0	3	3

This is a mandatory 2 week programme to be conducted as soon as the students enter the institution. Normal classes start only after the induction program is over.

The induction programme has been introduced by AICTE with the following objective:

“Engineering colleges were established to train graduates well in the branch/department of admission, have a holistic outlook, and have a desire to work for national needs and beyond. The graduating student must have knowledge and skills in the area of his/her study. However, he/she must also have broad understanding of society and relationships. Character needs to be nurtured as an essential quality by which he/she would understand and fulfill his/her responsibility as an engineer, a citizen and a human being. Besides the above, several meta-skills and underlying values are needed.”

“One will have to work closely with the newly joined students in making them feel comfortable, allow them to explore their academic interests and activities, reduce competition and make them work for excellence, promote bonding within them, build relations between teachers and students, give a broader view of life, and build character. “

Hence, the purpose of this programme is to make the students feel comfortable in their new environment, open them up, set a healthy daily routine, create bonding in the batch as well as between faculty and students, develop awareness, sensitivity and understanding of the self, people around them, society at large, and nature.

The following are the activities under the induction program in which the student would be fully engaged throughout the day for the entire duration of the program.

(i) Physical Activity

This would involve a daily routine of physical activity with games and sports, yoga, gardening, etc.

(ii) Creative Arts

Every student would choose one skill related to the arts whether visual arts or performing arts. Examples are painting, sculpture, pottery, music, dance etc. The student would pursue it everyday for the duration of the program. These would allow for creative expression. It would develop a sense of aesthetics and also enhance creativity which would, hopefully, grow into engineering design later.

(iii) Universal Human Values

This is the anchoring activity of the Induction Programme. It gets the student to explore oneself and allows one to experience the joy of learning, stand up to peer pressure, take decisions with courage, be aware of relationships with colleagues and supporting stay in the hostel and department, be sensitive to others, etc. A module in Universal Human Values provides the base. Methodology of teaching this content is extremely important. It must not be through do's and don't's, but get students to explore and think by engaging them in a dialogue. It is best taught through group discussions and real life activities rather than lecturing.

Discussions would be conducted in small groups of about 20 students with a faculty mentor each. It would be effective that the faculty mentor assigned is also the faculty advisor for the student for the full duration of the UG programme.

(iv) Literary Activity

Literary activity would encompass reading, writing and possibly, debating, enacting a play etc.

(v) Proficiency Modules

This would address some lacunas that students might have, for example, English, computer

familiarity etc.

(vi) Lectures by Eminent People

Motivational lectures by eminent people from all walks of life should be arranged to give the students exposure to people who are socially active or in public life.

(vii) Visits to Local Area

A couple of visits to the landmarks of the city, or a hospital or orphanage could be organized. This would familiarize them with the area as well as expose them to the under privileged.

(viii) Familiarization to Dept./Branch & Innovations

They should be told about what getting into a branch or department means what role it plays in society, through its technology. They should also be shown the laboratories, workshops & other facilities.

(ix) Department Specific Activities

About a week can be spent in introducing activities (games, quizzes, social interactions, small experiments, design thinking etc.) that are relevant to the particular branch of Engineering / Technology / Architecture that can serve as a motivation and kindle interest in building things (become a maker) in that particular field. This can be conducted in the form of a workshop. For example, CSE and IT students may be introduced to activities that kindle computational thinking, and get them to build simple games. ECE students may be introduced to building simple circuits as an extension of their knowledge in Science, and so on. Students may be asked to build stuff using their knowledge of science.

Induction Programme is totally an activity based programme and therefore there shall be no tests / assessments during this programme.

REFERENCES:

Guide to Induction program from AICTE

HS3152

PROFESSIONAL ENGLISH I

**L T P C
3 0 0 3**

OBJECTIVES :

- To improve the communicative competence of learners
- To learn to use basic grammatic structures in suitable contexts
- To acquire lexical competence and use them appropriately in a sentence and understand their meaning in a text
- To help learners use language effectively in professional contexts
- To develop learners' ability to read and write complex texts, summaries, articles, blogs, definitions, essays and user manuals.

UNIT I INTRODUCTION TO EFFECTIVE COMMUNICATION

1

What is effective communication? (Explain using activities) Why is communication critical for excellence during study, research and work? What are the seven C's of effective communication? What are key language skills? What is effective listening? What does it involve? What is effective speaking? What does it mean to be an excellent reader? What should you be able to do? What is effective writing? How does one develop language and communication skills? What does the course focus on? How are communication and language skills going to be enhanced during this course? What do you as a learner need to do to enhance your English language and communication skills to get the best out of this course?

INTRODUCTION TO FUNDAMENTALS OF COMMUNICATION

8

Reading - Reading brochures (technical context), telephone messages / social media messages relevant to technical contexts and emails. Writing - Writing emails / letters introducing oneself. Grammar - Present Tense (simple and progressive); Question types: Wh/ Yes or No/ and Tags. Vocabulary - Synonyms; One word substitution; Abbreviations & Acronyms (as used in technical contexts).

UNIT II NARRATION AND SUMMATION

9

Reading - Reading biographies, travelogues, newspaper reports, Excerpts from literature, and travel & technical blogs. Writing - Guided writing-- Paragraph writing Short Report on an event (field trip etc.) Grammar –Past tense (simple); Subject-Verb Agreement; and Prepositions. Vocabulary - Word forms (prefixes& suffixes); Synonyms and Antonyms. Phrasal verbs.

UNIT III DESCRIPTION OF A PROCESS / PRODUCT

9

Reading – Reading advertisements, gadget reviews; user manuals. Writing - Writing definitions; instructions; and Product /Process description. Grammar - Imperatives; Adjectives; Degrees of comparison; Present & Past Perfect Tenses. Vocabulary - Compound Nouns, Homonyms; and Homophones, discourse markers (connectives & sequence words).

UNIT IV CLASSIFICATION AND RECOMMENDATIONS

9

Reading – Newspaper articles; Journal reports –and Non Verbal Communication (tables, pie charts etc,.). Writing – Note-making / Note-taking (*Study skills to be taught, not tested); Writing recommendations; Transferring information from non verbal (chart , graph etc, to verbal mode) Grammar – Articles; Pronouns - Possessive & Relative pronouns. Vocabulary - Collocations; Fixed / Semi fixed expressions.

UNIT V EXPRESSION

9

Reading – Reading editorials; and Opinion Blogs; Writing – Essay Writing (Descriptive or narrative). Grammar – Future Tenses, Punctuation; Negation (Statements & Questions); and Simple, Compound & Complex Sentences. Vocabulary - Cause & Effect Expressions – Content vs Function words.

TOTAL: 45 PERIODS

LEARNING OUTCOMES :

At the end of the course, learners will be able

- To use appropriate words in a professional context
- To gain understanding of basic grammatical structures and use them in right context.
- To read and interpret information presented in tables, charts and other graphic forms
- To write definitions, descriptions, narrations and essays on various topics

TEXT BOOKS :

1. English for Engineers & Technologists Orient Blackswan Private Ltd. Department of English, Anna University, (2020 edition)
2. English for Science & Technology Cambridge University Press, 2021.
Authored by Dr. Veena Selvam, Dr. Sujatha Priyadarshini, Dr. Deepa Mary Francis, Dr. KN. Shoba, and Dr. Lourdes Joevani, Department of English, Anna University.

REFERENCE BOOKS:

1. Technical Communication – Principles And Practices By Meenakshi Raman & Sangeeta Sharma, Oxford Univ. Press, 2016, New Delhi.
2. A Course Book On Technical English By Lakshminarayanan, Scitech Publications (India) Pvt. Ltd.
3. English For Technical Communication (With CD) By Aysha Viswamohan, Mcgraw Hill Education, ISBN : 0070264244.
4. Effective Communication Skill, Kulbhusan Kumar, RS Salaria, Khanna Publishing House.
5. Learning to Communicate – Dr. V. Chellammal, Allied Publishing House, New Delhi,2003.

ASSESSMENT PATTERN

Two internal assessments and an end semester examination to test students' reading and writing skills along with their grammatical and lexical competence.

CO-PO & PSO MAPPING

CO	PO												PSO		
	1	2	3	4	5	6	7	8	9	10	11	12	1	2	3
1	1	1	1	1	1	3	3	3	1	3	-	3	-	-	-
2	1	1	1	1	1	3	3	3	1	3	-	3	-	-	-
3	2	3	2	3	2	3	3	3	2	3	3	3	-	-	-
4	2	3	2	3	2	3	3	3	2	3	3	3	-	-	-
5	2	3	3	3	-	3	3	3	2	3	-	3	-	-	-
AVg.	1.6	2.2	1.8	2.2	1.5	3	3	3	1.6	3	3	3	-	-	-

- 1-low, 2-medium, 3-high, '-'- no correlation
- **Note:** The average value of this course to be used for program articulation matrix.

MA3151

MATRICES AND CALCULUS

L T P C
3 1 0 4

COURSE OBJECTIVES :

- To develop the use of matrix algebra techniques that is needed by engineers for practical applications.
- To familiarize the students with differential calculus.
- To familiarize the student with functions of several variables. This is needed in many branches of engineering.
- To make the students understand various techniques of integration.
- To acquaint the student with mathematical tools needed in evaluating multiple integrals and their applications.

UNIT I MATRICES

9+3

Eigenvalues and Eigenvectors of a real matrix – Characteristic equation – Properties of Eigenvalues and Eigenvectors – Cayley - Hamilton theorem – Diagonalization of matrices by orthogonal transformation – Reduction of a quadratic form to canonical form by orthogonal transformation – Nature of quadratic forms – Applications : Stretching of an elastic membrane.

UNIT II DIFFERENTIAL CALCULUS

9+3

Representation of functions - Limit of a function - Continuity - Derivatives - Differentiation rules (sum, product, quotient, chain rules) - Implicit differentiation - Logarithmic differentiation - Applications : Maxima and Minima of functions of one variable.

UNIT III FUNCTIONS OF SEVERAL VARIABLES

9+3

Partial differentiation – Homogeneous functions and Euler's theorem – Total derivative – Change of variables – Jacobians – Partial differentiation of implicit functions – Taylor's series for functions of two variables – Applications : Maxima and minima of functions of two variables and Lagrange's method of undetermined multipliers.

UNIT IV INTEGRAL CALCULUS

9+3

Definite and Indefinite integrals - Substitution rule - Techniques of Integration : Integration by parts, Trigonometric integrals, Trigonometric substitutions, Integration of rational functions by partial fraction, Integration of irrational functions - Improper integrals - Applications : Hydrostatic force

and pressure, moments and centres of mass.

UNIT V MULTIPLE INTEGRALS

9+3

Double integrals – Change of order of integration – Double integrals in polar coordinates – Area enclosed by plane curves – Triple integrals – Volume of solids – Change of variables in double and triple integrals – Applications : Moments and centres of mass, moment of inertia.

TOTAL: 60 PERIODS

COURSE OUTCOMES:

At the end of the course the students will be able to

- CO1 :Use the matrix algebra methods for solving practical problems.
- CO2 :Apply differential calculus tools in solving various application problems.
- CO3 :Able to use differential calculus ideas on several variable functions.
- CO4 :Apply different methods of integration in solving practical problems.
- CO5 :Apply multiple integral ideas in solving areas, volumes and other practical problems.

TEXT BOOKS :

1. Kreyszig.E, "Advanced Engineering Mathematics", John Wiley and Sons, 10th Edition, New Delhi, 2016.
2. Grewal.B.S., "Higher Engineering Mathematics", Khanna Publishers, New Delhi, 44th Edition, 2018.
3. James Stewart, " Calculus : Early Transcendentals ", Cengage Learning, 8th Edition, New Delhi, 2015. [For Units II & IV - Sections 1.1, 2.2, 2.3, 2.5, 2.7 (Tangents problems only), 2.8, 3.1 to 3.6, 3.11, 4.1, 4.3, 5.1 (Area problems only), 5.2, 5.3, 5.4 (excluding net change theorem), 5.5, 7.1 - 7.4 and 7.8].

REFERENCES :

1. Anton. H, Bivens. I and Davis. S, " Calculus ", Wiley, 10th Edition, 2016
2. Bali. N., Goyal. M. and Watkins. C., " Advanced Engineering Mathematics ", Firewall Media (An imprint of Lakshmi Publications Pvt., Ltd.), New Delhi, 7th Edition, 2009.
3. Jain . R.K. and Iyengar. S.R.K., " Advanced Engineering Mathematics ", Narosa Publications, New Delhi, 5th Edition, 2016.
4. Narayanan. S. and Manicavachagom Pillai. T. K., " Calculus " Volume I and II, S. Viswanathan Publishers Pvt. Ltd., Chennai, 2009.
5. Ramana. B.V., " Higher Engineering Mathematics ", McGraw Hill Education Pvt. Ltd, New Delhi, 2016.
6. Srimantha Pal and Bhunia. S.C, " Engineering Mathematics " Oxford University Press, 2015.
7. Thomas. G. B., Hass. J, and Weir. M.D, " Thomas Calculus ", 14th Edition, Pearson India, 2018.

	PO 01	PO 02	PO 03	PO 04	PO 05	PO 06	PO 07	PO 08	PO 09	PO 10	PO 11	PO 12	PSO 1	PSO 2	PSO 3
CO1	3	3	1	1	0	0	0	0	2	0	2	3	-	-	-
CO2	3	3	1	1	0	0	0	0	2	0	2	3	-	-	-
CO3	3	3	1	1	0	0	0	0	2	0	2	3	-	-	-
CO4	3	3	1	1	0	0	0	0	2	0	2	3	-	-	-
CO5	3	3	1	1	0	0	0	0	2	0	2	3	-	-	-
Avg	3	3	1	1	0	0	0	0	2	0	2	3	-	-	-

COURSE OBJECTIVES

- To make the students effectively to achieve an understanding of mechanics.
- To enable the students to gain knowledge of electromagnetic waves and its applications.
- To introduce the basics of oscillations, optics and lasers.
- Equipping the students to be successfully understand the importance of quantum physics.
- To motivate the students towards the applications of quantum mechanics.

UNIT I MECHANICS 9

Multi-particle dynamics: Center of mass (CM) – CM of continuous bodies – motion of the CM – kinetic energy of system of particles. Rotation of rigid bodies: Rotational kinematics – rotational kinetic energy and moment of inertia - theorems of M.I –moment of inertia of continuous bodies – M.I of a diatomic molecule - torque – rotational dynamics of rigid bodies – conservation of angular momentum – rotational energy state of a rigid diatomic molecule - gyroscope - torsional pendulum – double pendulum –Introduction to nonlinear oscillations.

UNIT II ELECTROMAGNETIC WAVES 9

The Maxwell's equations - wave equation; Plane electromagnetic waves in vacuum, Conditions on the wave field - properties of electromagnetic waves: speed, amplitude, phase, orientation and waves in matter - polarization - Producing electromagnetic waves - Energy and momentum in EM waves: Intensity, waves from localized sources, momentum and radiation pressure - Cell-phone reception. Reflection and transmission of electromagnetic waves from a non-conducting medium-vacuum interface for normal incidence.

UNIT III OSCILLATIONS, OPTICS AND LASERS 9

Simple harmonic motion - resonance –analogy between electrical and mechanical oscillating systems - waves on a string - standing waves - traveling waves - Energy transfer of a wave - sound waves - Doppler effect. Reflection and refraction of light waves - total internal reflection - interference –Michelson interferometer –Theory of air wedge and experiment. Theory of laser - characteristics - Spontaneous and stimulated emission - Einstein's coefficients - population inversion - Nd-YAG laser, CO₂ laser, semiconductor laser –Basic applications of lasers in industry.

UNIT IV BASIC QUANTUM MECHANICS 9

Photons and light waves - Electrons and matter waves –Compton effect - The Schrodinger equation (Time dependent and time independent forms) - meaning of wave function - Normalization –Free particle - particle in a infinite potential well: 1D,2D and 3D Boxes- Normalization, probabilities and the correspondence principle.

UNIT V APPLIED QUANTUM MECHANICS 9

The harmonic oscillator(qualitative)- Barrier penetration and quantum tunneling(qualitative)- Tunneling microscope - Resonant diode - Finite potential wells (qualitative)- Bloch's theorem for particles in a periodic potential –Basics of Kronig-Penney model and origin of energy bands.

TOTAL : 45 PERIODS**COURSE OUTCOMES**

After completion of this course, the students should be able to

- CO1 : Understand the importance of mechanics.
- CO2 : Express their knowledge in electromagnetic waves.
- CO3 : Demonstrate a strong foundational knowledge in oscillations, optics and lasers.
- CO4 : Understand the importance of quantum physics.
- CO5 : Comprehend and apply quantum mechanical principles towards the formation of energy bands.

TEXT BOOKS:

1. D.Kleppner and R.Kolenkow. An Introduction to Mechanics. McGraw Hill Education (Indian Edition), 2017. [SEP]
2. E.M.Purcell and D.J.Morin, Electricity and Magnetism, Cambridge Univ.Press, 2013.
3. Arthur Beiser, Shobhit Mahajan, S. Rai Choudhury, Concepts of Modern Physics, McGraw-Hill (Indian Edition), 2017.

REFERENCES:

1. R.Wolfson. Essential University Physics. Volume 1 & 2. Pearson Education (Indian Edition), 2009. [SEP]
2. Paul A. Tipler, Physic – Volume 1 & 2, CBS, (Indian Edition), 2004.
3. K.Thyagarajan and A.Ghatak. Lasers: Fundamentals and Applications, Laxmi Publications, (Indian Edition), 2019.
4. D.Halliday, R.Resnick and J.Walker. Principles of Physics, Wiley (Indian Edition), 2015.
5. N.Garcia, A.Damask and S.Schwarz. Physics for Computer Science Students. Springer-Verlag,

CO's-PO's & PSO's MAPPING

CO's	PO's												PSO's			
	1	2	3	4	5	6	7	8	9	10	11	12	1	2	3	
1	3	3	2	1	1	1	-	-	-	-	-	-	-	-	-	-
2	3	3	2	1	2	1	-	-	-	-	-	-	-	-	-	-
3	3	3	2	2	2	1	-	-	-	-	-	1	-	-	-	-
4	3	3	1	1	2	1	-	-	-	-	-	-	-	-	-	-
5	3	3	1	1	2	1	-	-	-	-	-	-	-	-	-	-
AVG	3	3	1.6	1.2	1.8	1	-	-	-	-	-	1	-	-	-	-

1-Low,2-Medium,3-High,"-no correlation

Note: the average value of this course to be used for program articulation matrix.

CY3151

ENGINEERING CHEMISTRY

L T P C

3 0 0 3

COURSE OBJECTIVES:

- To inculcate sound understanding of water quality parameters and water treatment techniques.
- To impart knowledge on the basic principles and preparatory methods of nanomaterials.
- To introduce the basic concepts and applications of phase rule and composites.
- To facilitate the understanding of different types of fuels, their preparation, properties and combustion characteristics.
- To familiarize the students with the operating principles, working processes and applications of energy conversion and storage devices.

UNIT I WATER AND ITS TREATMENT**9**

Water: Sources and impurities, Water quality parameters: Definition and significance of-color, odour, turbidity, pH, hardness, alkalinity, TDS, COD and BOD, flouride and arsenic. Municipal water treatment: primary treatment and disinfection (UV, Ozonation, break-point chlorination). Desalination of brackish water: Reverse Osmosis. Boiler troubles: Scale and sludge, Boiler corrosion, Caustic embrittlement, Priming &foaming. Treatment of boiler feed water: Internal treatment (phosphate, colloidal, sodium aluminate and calgon conditioning) and External treatment – Ion exchange demineralization and zeolite process.

UNIT II NANOCHEMISTRY**9**

Basics: Distinction between molecules, nanomaterials and bulk materials; Size-dependent properties (optical, electrical, mechanical and magnetic); Types of nanomaterials: Definition, properties and uses of – nanoparticle, nanocluster, nanorod, nanowire and nanotube. Preparation of nanomaterials: sol-gel, solvothermal, laser ablation, chemical vapour deposition, electrochemical deposition and electro spinning. Applications of nanomaterials in medicine, agriculture, energy, electronics and catalysis.

UNIT III PHASE RULE AND COMPOSITES**9**

Phase rule: Introduction, definition of terms with examples. One component system - water system; Reduced phase rule; Construction of a simple eutectic phase diagram - Thermal analysis; Two component system: lead-silver system - Pattinson process.

Composites: Introduction: Definition & Need for composites; Constitution: Matrix materials (Polymer matrix, metal matrix and ceramic matrix) and Reinforcement (fiber, particulates, flakes and whiskers). Properties and applications of: Metal matrix composites (MMC), Ceramic matrix composites and Polymer matrix composites. Hybrid composites - definition and examples.

UNIT IV FUELS AND COMBUSTION**9**

Fuels: Introduction: Classification of fuels; Coal and coke: Analysis of coal (proximate and ultimate), Carbonization, Manufacture of metallurgical coke (Otto Hoffmann method). Petroleum and Diesel: Manufacture of synthetic petrol (Bergius process), Knocking - octane number, diesel oil - cetane number; Power alcohol and biodiesel.

Combustion of fuels: Introduction: Calorific value - higher and lower calorific values, Theoretical calculation of calorific value; Ignition temperature: spontaneous ignition temperature, Explosive range; Flue gas analysis - ORSAT Method. CO₂ emission and carbon foot print.

UNIT V ENERGY SOURCES AND STORAGE DEVICES**9**

Stability of nucleus: mass defect (problems), binding energy; Nuclear energy: light water nuclear power plant, breeder reactor. Solar energy conversion: Principle, working and applications of solar cells; Recent developments in solar cell materials. Wind energy; Geothermal energy; Batteries: Types of batteries, Primary battery - dry cell, Secondary battery - lead acid battery and lithium-ion-battery; Electric vehicles; working principles Fuel cells: H₂-O₂ fuel cell, microbial fuel cell; Supercapacitors: Storage principle, types and examples.

TOTAL: 45 PERIODS**COURSE OUTCOMES**

At the end of the course, the students will be able:

- CO1 :To infer the quality of water from quality parameter data and propose suitable treatment methodologies to treat water.
- CO2 :To identify and apply basic concepts of nanoscience and nanotechnology in designing the synthesis of nanomaterials for engineering and technology applications.
- CO3 :To apply the knowledge of phase rule and composites for material selection requirements.
- CO4 :To recommend suitable fuels for engineering processes and applications.
- CO5 :To recognize different forms of energy resources and apply them for suitable applications in energy sectors.

TEXT BOOKS:

1. P. C. Jain and Monica Jain, "Engineering Chemistry", 17th Edition, Dhanpat Rai Publishing Company (P) Ltd, New Delhi, 2018.
2. Sivasankar B., "Engineering Chemistry", Tata McGraw-Hill Publishing Company Ltd, New Delhi, 2008.
3. S.S. Dara, "A Text book of Engineering Chemistry", S. Chand Publishing, 12th Edition, 2018.

REFERENCES:

1. B. S. Murty, P. Shankar, Baldev Raj, B. B. Rath and James Murday, "Text book of nanoscience and nanotechnology", Universities Press-IIM Series in Metallurgy and Materials Science, 2018.
2. O.G. Palanna, "Engineering Chemistry" McGraw Hill Education (India) Private Limited, 2nd Edition, 2017.
3. Friedrich Emich, "Engineering Chemistry", Scientific International PVT, LTD, New Delhi, 2014.
4. Shikha Agarwal, "Engineering Chemistry-Fundamentals and Applications", Cambridge University Press, Delhi, Second Edition, 2019.
5. O.V. Roussak and H.D. Gesser, Applied Chemistry-A Text Book for Engineers and Technologists, Springer Science Business Media, New York, 2nd Edition, 2013.

CO-PO & PSO MAPPING

CO	PO												PSO		
	1	2	3	4	5	6	7	8	9	10	11	12	1	2	3
1	3	2	2	1	-	1	1	-	-	-	-	1	-	-	-
2	2	-	-	1	-	2	2	-	-	-	-	-	-	-	-
3	3	1	-	-	-	-	-	-	-	-	-	-	-	-	-
4	3	1	1	-	-	1	2	-	-	-	-	-	-	-	-
5	3	1	2	1	-	2	2	-	-	-	-	2	-	-	-
Avg.	2.8	1.3	1.6	1	-	1.5	1.8	-	-	-	-	1.5	-	-	-

1-low, 2-medium, 3-high, '-'- no correlation

GE3151**PROBLEM SOLVING AND PYTHON PROGRAMMING****L T P C**
3 0 0 3**OBJECTIVES:**

- To understand the basics of algorithmic problem solving.
- To learn to solve problems using Python conditionals and loops.
- To define Python functions and use function calls to solve problems.
- To use Python data structures - lists, tuples, dictionaries to represent complex data.
- To do input/output with files in Python.

UNIT I COMPUTATIONAL THINKING AND PROBLEM SOLVING**9**

Fundamentals of Computing – Identification of Computational Problems -Algorithms, building blocks of algorithms (statements, state, control flow, functions), notation (pseudo code, flow chart, programming language), algorithmic problem solving, simple strategies for developing algorithms (iteration, recursion). Illustrative problems: find minimum in a list, insert a card in a list of sorted cards, guess an integer number in a range, Towers of Hanoi.

UNIT II DATA TYPES, EXPRESSIONS, STATEMENTS**9**

Python interpreter and interactive mode, debugging; values and types: int, float, boolean, string, and list; variables, expressions, statements, tuple assignment, precedence of operators, comments; Illustrative programs: exchange the values of two variables, circulate the values of n variables, distance between two points.

UNIT III CONTROL FLOW, FUNCTIONS, STRINGS**9**

Conditionals: Boolean values and operators, conditional (if), alternative (if-else), chained conditional (if-elif-else); Iteration: state, while, for, break, continue, pass; Fruitful functions: return values, parameters, local and global scope, function composition, recursion; Strings: string slices, immutability, string functions and methods, string module; Lists as arrays. Illustrative

அலகு I மொழி மற்றும் இலக்கியம்:

3

இந்திய மொழிக் குடும்பங்கள் - திராவிட மொழிகள் - தமிழ் ஒரு செம்மொழி - தமிழ் செவ்விலக்கியங்கள் - சங்க இலக்கியத்தின் சமயச் சார்பற்ற தன்மை - சங்க இலக்கியத்தில் பகிர்தல் அறம் - திருக்குறளில் மேலாண்மைக் கருத்துக்கள் - தமிழ்க் காப்பியங்கள், தமிழகத்தில் சமண பௌத்த சமயங்களின் தாக்கம் - பக்தி இலக்கியம், ஆழ்வார்கள் மற்றும் நாயன்மார்கள் - சிற்றிலக்கியங்கள் - தமிழில் நவீன இலக்கியத்தின் வளர்ச்சி - தமிழ் இலக்கிய வளர்ச்சியில் பாரதியார் மற்றும் பாரதிதாசன் ஆகியோரின் பங்களிப்பு.

அலகு II மரபு - பாறை ஓவியங்கள் முதல் நவீன ஓவியங்கள் வரை - சிற்பக் கலை:

3

நடுகல் முதல் நவீன சிற்பங்கள் வரை - ஐம்பொன் சிலைகள்- பழங்குடியினர் மற்றும் அவர்கள் தயாரிக்கும் கைவினைப் பொருட்கள், பொம்மைகள் - தேர் செய்யும் கலை - சுடுமண் சிற்பங்கள் - நாட்டுப்புறத் தெய்வங்கள் - குமரிமுனையில் திருவள்ளூர் சிலை - இசைக் கருவிகள் - மிருதங்கம், பறை, வீணை, யாழ், நாதஸ்வரம் - தமிழர்களின் சமூக பொருளாதார வாழ்வில் கோவில்களின் பங்கு.

அலகு III நாட்டுப்புறக் கலைகள் மற்றும் வீர விளையாட்டுகள்:

3

தெருக்கூத்து, கரகாட்டம், வில்லுப்பாட்டு, கணியான் கூத்து, ஓயிலாட்டம், தோல்பாவைக் கூத்து, சிலம்பாட்டம், வளரி, புலியாட்டம், தமிழர்களின் விளையாட்டுகள்.

அலகு IV தமிழர்களின் திணைக் கோட்பாடுகள்:

3

தமிழகத்தின் தாவரங்களும், விலங்குகளும் - தொல்காப்பியம் மற்றும் சங்க இலக்கியத்தில் அகம் மற்றும் புறக் கோட்பாடுகள் - தமிழர்கள் போற்றிய அறக்கோட்பாடு - சங்ககாலத்தில் தமிழகத்தில் எழுத்தறிவும், கல்வியும் - சங்ககால நகரங்களும் துறை முகங்களும் - சங்ககாலத்தில் ஏற்றுமதி மற்றும் இறக்குமதி - கடல்கடந்த நாடுகளில் சோழர்களின் வெற்றி.

அலகு V இந்திய தேசிய இயக்கம் மற்றும் இந்திய பண்பாட்டிற்குத் தமிழர்களின் பங்களிப்பு:

3

இந்திய விடுதலைப்போரில் தமிழர்களின் பங்கு - இந்தியாவின் பிறப்பகுதிகளில் தமிழ்ப் பண்பாட்டின் தாக்கம் - சுயமரியாதை இயக்கம் - இந்திய மருத்துவத்தில், சித்த மருத்துவத்தின் பங்கு - கல்வெட்டுகள், கையெழுத்துப்படிக்கள் - தமிழ்ப் புத்தகங்களின் அச்சு வரலாறு.

**TOTAL
: 15 PERIODS****TEXT-CUM-REFERENCE BOOKS**

1. தமிழக வரலாறு - மக்களும் பண்பாடும் - கே.கே. பிள்ளை (வெளியீடு: தமிழ்நாடு பாடநூல் மற்றும் கல்வியியல் பணிகள் கழகம்).
2. கணினித் தமிழ் - முனைவர் இல. சுந்தரம். (விகடன் பிரசுரம்).
3. கீழடி - வைகை நதிக்கரையில் சங்ககால நகர நாகரிகம் (தொல்லியல் துறை வெளியீடு)
4. பொருளை - ஆற்றங்கரை நாகரிகம். (தொல்லியல் துறை வெளியீடு)
5. Social Life of Tamils (Dr.K.K.Pillay) A joint publication of TNTB & ESC and RMRL - (in print)

6. Social Life of the Tamils - The Classical Period (Dr.S.Singaravelu) (Published by: International Institute of Tamil Studies.
7. Historical Heritage of the Tamils (Dr.S.V.Subatamanian, Dr.K.D. Thirunavukkarasu) (Published by: International Institute of Tamil Studies).
8. The Contributions of the Tamils to Indian Culture (Dr.M.Valarmathi) (Published by: International Institute of Tamil Studies.)
9. Keeladi - 'Sangam City Civilization on the banks of river Vaigai' (Jointly Published by: Department of Archaeology & Tamil Nadu Text Book and Educational Services Corporation, Tamil Nadu)
10. Studies in the History of India with Special Reference to Tamil Nadu (Dr.K.K.Pillay) (Published by: The Author)
11. Porunai Civilization (Jointly Published by: Department of Archaeology & Tamil Nadu Text Book and Educational Services Corporation, Tamil Nadu)
12. Journey of Civilization Indus to Vaigai (R.Balakrishnan) (Published by: RMRL) – Reference Book.

GE3152

HERITAGE OF TAMILS

L T P C

1 0 0 1

UNIT I LANGUAGE AND LITERATURE

3

Language Families in India - Dravidian Languages – Tamil as a Classical Language - Classical Literature in Tamil – Secular Nature of Sangam Literature – Distributive Justice in Sangam Literature - Management Principles in Thirukural - Tamil Epics and Impact of Buddhism & Jainism in Tamil Land - Bakthi Literature Azhwars and Nayanmars - Forms of minor Poetry - Development of Modern literature in Tamil - Contribution of Bharathiyar and Bharathidhasan.

UNIT II HERITAGE - ROCK ART PAINTINGS TO MODERN ART – SCULPTURE

3

Hero stone to modern sculpture - Bronze icons - Tribes and their handicrafts - Art of temple car making - - Massive Terracotta sculptures, Village deities, Thiruvalluvar Statue at Kanyakumari, Making of musical instruments - Mridhangam, Parai, Veenai, Yazh and Nadhaswaram - Role of Temples in Social and Economic Life of Tamils.

UNIT III FOLK AND MARTIAL ARTS

3

Therukoothu, Karagattam, Villu Pattu, Kaniyan Koothu, Oyilattam, Leatherpuppetry, Silambattam, Valari, Tiger dance - Sports and Games of Tamils.

UNIT IV THINAI CONCEPT OF TAMILS

3

Flora and Fauna of Tamils & Aham and Puram Concept from Tholkappiyam and Sangam Literature - Aram Concept of Tamils - Education and Literacy during Sangam Age - Ancient Cities and Ports of Sangam Age - Export and Import during Sangam Age - Overseas Conquest of Cholas.

UNIT V CONTRIBUTION OF TAMILS TO INDIAN NATIONAL MOVEMENT AND INDIAN CULTURE

3

Contribution of Tamils to Indian Freedom Struggle - The Cultural Influence of Tamils over the other parts of India – Self-Respect Movement - Role of Siddha Medicine in Indigenous Systems of Medicine – Inscriptions & Manuscripts – Print History of Tamil Books.

TOTAL : 15 PERIODS

TEXT-CUM-REFERENCE BOOKS

1. தமிழக வரலாறு – மக்களும் பண்பாடும் – கே.கே. பிள்ளை (வெளியீடு: தமிழ்நாடு பாடநூல் மற்றும் கல்வியியல் பணிகள் கழகம்).
2. கணினித் தமிழ் – முனைவர் இல. சுந்தரம். (விகடன் பிரசுரம்).
3. கீழடி – வைகை நதிக்கரையில் சங்ககால நகர நாகரிகம் (தொல்லியல் துறை வெளியீடு)

4. பொருநை – ஆற்றங்கரை நாகரிகம். (தொல்லியல் துறை வெளியீடு)
5. Social Life of Tamils (Dr.K.K.Pillay) A joint publication of TNTB & ESC and RMRL – (in print)
6. Social Life of the Tamils - The Classical Period (Dr.S.Singaravelu) (Published by: International Institute of Tamil Studies.
7. Historical Heritage of the Tamils (Dr.S.V.Subatamanian, Dr.K.D. Thirunavukkarasu) (Published by: International Institute of Tamil Studies).
8. The Contributions of the Tamils to Indian Culture (Dr.M.Valarmathi) (Published by: International Institute of Tamil Studies.)
9. Keeladi - 'Sangam City Civilization on the banks of river Vaigai' (Jointly Published by: Department of Archaeology & Tamil Nadu Text Book and Educational Services Corporation, Tamil Nadu)
10. Studies in the History of India with Special Reference to Tamil Nadu (Dr.K.K.Pillay) (Published by: The Author)
11. Porunai Civilization (Jointly Published by: Department of Archaeology & Tamil Nadu Text Book and Educational Services Corporation, Tamil Nadu)
12. Journey of Civilization Indus to Vaigai (R.Balakrishnan) (Published by: RMRL) – Reference Book.

GE3171 PROBLEM SOLVING AND PYTHON PROGRAMMING LABORATOR L T P C
0 0 4 2

OBJECTIVES:

- To understand the problem solving approaches.
- To learn the basic programming constructs in Python.
- To practice various computing strategies for Python-based solutions to real world problems.
- To use Python data structures - lists, tuples, dictionaries.
- To do input/output with files in Python.

EXPERIMENTS:

Note: The examples suggested in each experiment are only indicative. The lab instructor is expected to design other problems on similar lines. The Examination shall not be restricted to the sample experiments listed here.

1. Identification and solving of simple real life or scientific or technical problems, and developing flow charts for the same. (Electricity Billing, Retail shop billing, Sin series, weight of a motorbike, Weight of a steel bar, compute Electrical Current in Three Phase AC Circuit, etc.)
2. Python programming using simple statements and expressions (exchange the values of two variables, circulate the values of n variables, distance between two points).
3. Scientific problems using Conditionals and Iterative loops. (Number series, Number Patterns, pyramid pattern)
4. Implementing real-time/technical applications using Lists, Tuples. (Items present in a library/Components of a car/ Materials required for construction of a building –operations of list & tuples)
5. Implementing real-time/technical applications using Sets, Dictionaries. (Language, components of an automobile, Elements of a civil structure, etc.- operations of Sets & Dictionaries)
6. Implementing programs using Functions. (Factorial, largest number in a list, area of shape)
7. Implementing programs using Strings. (reverse, palindrome, character count, replacing characters)
8. Implementing programs using written modules and Python Standard Libraries (pandas, numpy. Matplotlib, scipy)

9. Implementing real-time/technical applications using File handling. (copy from one file to another, word count, longest word)
10. Implementing real-time/technical applications using Exception handling. (divide by zero error, voter's age validity, student mark range validation)
11. Exploring Pygame tool.
12. Developing a game activity using Pygame like bouncing ball, car race etc.

TOTAL: 60 PERIODS

OUTCOMES:

On completion of the course, students will be able to:

CO1: Develop algorithmic solutions to simple computational problems

CO2: Develop and execute simple Python programs.

CO3: Implement programs in Python using conditionals and loops for solving problems..

CO4: Deploy functions to decompose a Python program.

CO5: Process compound data using Python data structures.

CO6: Utilize Python packages in developing software applications.

TEXT BOOKS:

1. Allen B. Downey, "Think Python : How to Think like a Computer Scientist", 2nd Edition, O'Reilly Publishers, 2016.
2. Karl Beecher, "Computational Thinking: A Beginner's Guide to Problem Solving and Programming", 1st Edition, BCS Learning & Development Limited, 2017.

REFERENCES:

1. Paul Deitel and Harvey Deitel, "Python for Programmers", Pearson Education, 1st Edition, 2021.
2. G Venkatesh and Madhavan Mukund, "Computational Thinking: A Primer for Programmers and Data Scientists", 1st Edition, Notion Press, 2021.
3. John V Guttag, "Introduction to Computation and Programming Using Python: With Applications to Computational Modeling and Understanding Data", Third Edition, MIT Press , 2021
4. Eric Matthes, "Python Crash Course, A Hands - on Project Based Introduction to Programming", 2nd Edition, No Starch Press, 2019.
5. <https://www.python.org/>
6. Martin C. Brown, "Python: The Complete Reference", 4th Edition, Mc-Graw Hill, 2018.

COs- PO's & PSO's MAPPING

CO's	PO's												PSO's		
	1	2	3	4	5	6	7	8	9	10	11	12	1	2	3
1	3	3	3	3	3	-	-	-	-	-	3	2	3	3	-
2	3	3	3	3	3	-	-	-	-	-	3	2	3	-	-
3	3	3	3	3	2	-	-	-	-	-	2	-	3	-	-
4	3	2	-	2	2	-	-	-	-	-	1	-	3	-	-
5	1	2	-	-	1	-	-	-	-	-	1	-	2	-	-
6	2	-	-	-	2	-	-	-	-	-	1	-	2	-	-
AVg.	2	3	3	3	2	-	-	-	-	-	2	2	3	3	-

1 - low, 2 - medium, 3 - high, '-' - no correlation

BS3171

PHYSICS AND CHEMISTRY LABORATORY

L T P C
0 0 4 2

PHYSICS LABORATORY : (Any Seven Experiments)

COURSE OBJECTIVES:

- To learn the proper use of various kinds of physics laboratory equipment.

- To learn how data can be collected, presented and interpreted in a clear and concise manner.
- To learn problem solving skills related to physics principles and interpretation of experimental data.
- To determine error in experimental measurements and techniques used to minimize such error.
- To make the student as an active participant in each part of all lab exercises.

LIST OF EXPERIMENTS

1. Torsional pendulum - Determination of rigidity modulus of wire and moment of inertia of regular and irregular objects.
2. Simple harmonic oscillations of cantilever.
3. Non-uniform bending - Determination of Young's modulus
4. Uniform bending – Determination of Young's modulus
5. Laser- Determination of the wave length of the laser using grating
6. Air wedge - Determination of thickness of a thin sheet/wire
7. a) Optical fibre -Determination of Numerical Aperture and acceptance angle
b) Compact disc- Determination of width of the groove using laser.
8. Acoustic grating- Determination of velocity of ultrasonic waves in liquids.
9. Ultrasonic interferometer – determination of the velocity of sound and compressibility of liquids
10. Post office box -Determination of Band gap of a semiconductor.
11. Photoelectric effect
12. Michelson Interferometer.
13. Melde's string experiment
14. Experiment with lattice dynamics kit.

TOTAL: 30 PERIODS

COURSE OUTCOMES:

Upon completion of the course, the students should be able to

CO1 : Understand the functioning of various physics laboratory equipment.

CO2 : Use graphical models to analyze laboratory data.

CO3 : Use mathematical models as a medium for quantitative reasoning and describing physical reality.

CO4 : Access, process and analyze scientific information.

CO5 : Solve problems individually and collaboratively.

CO's	PO's												PSO's			
	1	2	3	4	5	6	7	8	9	10	11	12	1	2	3	
1	3	2	3	1	1	-	-	-	-	-	-	-	-	-	-	-
2	3	3	2	1	1	-	-	-	-	-	-	-	-	-	-	-
3	3	2	3	1	1	-	-	-	-	-	-	-	-	-	-	-
4	3	3	2	1	1	-	-	-	-	-	-	-	-	-	-	-
5	3	2	3	1	1	-	-	-	-	-	-	-	-	-	-	-
AVG	3	2.4	2.6	1	1											

- 1-Low,2-Medium,3-High,"-no correlation
- Note: the average value of this course to be used for program articulation matrix.

CHEMISTRY LABORATORY: (Any seven experiments)

OBJECTIVES:

- To inculcate experimental skills to test basic understanding of water quality parameters, such as, acidity, alkalinity, hardness, DO, chloride and copper.
- To induce the students to familiarize with electroanalytical techniques such as, pH metry, potentiometry and conductometry in the determination of impurities in aqueous solutions.
- To demonstrate the analysis of metals and alloys.

- To demonstrate the synthesis of nanoparticles

CHEMISTRY LABORATORY: (Any seven experiments to be conducted)

- Preparation of Na₂CO₃ as a primary standard and estimation of acidity of a water sample using the primary standard
- Determination of types and amount of alkalinity in water sample.
 - Split the first experiment into two
- Determination of total, temporary & permanent hardness of water by EDTA method.
- Determination of DO content of water sample by Winkler's method.
- Determination of chloride content of water sample by Argentometric method.
- Estimation of copper content of the given solution by Iodometry.
- Estimation of TDS of a water sample by gravimetry.
- Determination of strength of given hydrochloric acid using pH meter.
- Determination of strength of acids in a mixture of acids using conductivity meter.
- Conductometric titration of barium chloride against sodium sulphate (precipitation titration)
- Estimation of iron content of the given solution using potentiometer.
- Estimation of sodium /potassium present in water using flame photometer.
- Preparation of nanoparticles (TiO₂/ZnO/CuO) by Sol-Gel method.
- Estimation of Nickel in steel
- Proximate analysis of Coal

TOTAL: 30 PERIODS

OUT COMES :

- To analyse the quality of water samples with respect to their acidity, alkalinity, hardness and DO.
- To determine the amount of metal ions through volumetric and spectroscopic techniques
- To analyse and determine the composition of alloys.
- To learn simple method of synthesis of nanoparticles
- To quantitatively analyse the impurities in solution by electroanalytical techniques

TEXT BOOKS :

- J. Mendham, R. C. Denney, J.D. Barnes, M. Thomas and B. Sivasankar, Vogel's Textbook of Quantitative Chemical Analysis (2009).

CO-PO & PSO MAPPING

CO	PO												PSO		
	1	2	3	4	5	6	7	8	9	10	11	12	1	2	3
1	3	-	1	-	-	2	2	-	-	-	-	2	-	-	-
2	3	1	2	-	-	1	2	-	-	-	-	1	-	-	-
3	3	2	1	1	-	-	1	-	-	-	-	-	-	-	-
4	2	1	2	-	-	2	2	-	-	-	-	-	-	-	-
5	2	1	2	-	1	2	2	-	-	-	-	1	-	-	-
Avg	2.6	1.3	1.6	1	1	1.4	1.8	-	-	-	-	1.3	-	-	-

• 1-low, 2-medium, 3-high, '-'- no correlation

GE3172

ENGLISH LABORATORY

L T P C
0 0 2 1

OBJECTIVES :

- To improve the communicative competence of learners
- To help learners use language effectively in academic /work contexts

- To develop various listening strategies to comprehend various types of audio materials like lectures, discussions, videos etc.
- To build on students' English language skills by engaging them in listening, speaking and grammar learning activities that are relevant to authentic contexts.
- To use language efficiently in expressing their opinions via various media.

UNIT I INTRODUCTION TO FUNDAMENTALS OF COMMUNICATION 6

Listening for general information-specific details- conversation: Introduction to classmates - Audio / video (formal & informal); Telephone conversation; Listening to voicemail & messages; Listening and filling a form. Speaking - making telephone calls-Self Introduction; Introducing a friend; - politeness strategies- making polite requests, making polite offers, replying to polite requests and offers- understanding basic instructions(filling out a bank application for example).

UNIT II NARRATION AND SUMMATION 6

Listening - Listening to podcasts, anecdotes / stories / event narration; documentaries and interviews with celebrities. Speaking - Narrating personal experiences / events-Talking about current and temporary situations & permanent and regular situations* - describing experiences and feelings- engaging in small talk- describing requirements and abilities.

UNIT III DESCRIPTION OF A PROCESS / PRODUCT 6

Listening - Listen to product and process descriptions; a classroom lecture; and advertisements about products. Speaking – Picture description- describing locations in workplaces- Giving instruction to use the product- explaining uses and purposes- Presenting a product- describing shapes and sizes and weights- talking about quantities(large & small)-talking about precautions.

UNIT IV CLASSIFICATION AND RECOMMENDATIONS 6

Listening – Listening to TED Talks; Listening to lectures - and educational videos. Speaking – Small Talk; discussing and making plans-talking about tasks-talking about progress- talking about positions and directions of movement-talking about travel preparations- talking about transportation-

UNIT V EXPRESSION 6

Listening – Listening to debates/ discussions; different viewpoints on an issue; and panel discussions. Speaking –making predictions- talking about a given topic-giving opinions-understanding a website-describing processes

TOTAL: 30 PERIODS

LEARNING OUTCOMES:

At the end of the course, learners will be able

- To listen to and comprehend general as well as complex academic texts information
- To listen to and understand different points of view in a discussion
- To speak fluently and accurately in formal and informal communicative contexts
- To describe products and processes and explain their uses and purposes clearly and accurately
- To express their opinions effectively in both formal and informal discussions

ASSESSMENT PATTERN

- One online / app based assessment to test listening /speaking
- End Semester **ONLY** listening and speaking will be conducted online.
- Proficiency certification is given on successful completion of listening and speaking internal test and end semester exam.

- To identify and report cause and effects in events, industrial processes through technical texts
- To analyse problems in order to arrive at feasible solutions and communicate them in the written format.
- To present their ideas and opinions in a planned and logical manner
- To draft effective resumes in the context of job search.

TEXT BOOKS :

1. English for Engineers & Technologists (2020 edition) Orient Blackswan Private Ltd. Department of English, Anna University.
2. English for Science & Technology Cambridge University Press 2021.
3. Authored by Dr. Veena Selvam, Dr. Sujatha Priyadarshini, Dr. Deepa Mary Francis, Dr. KN. Shoba, and Dr. Lourdes Joevani, Department of English, Anna University.

REFERENCE BOOKS:

1. Raman. Meenakshi, Sharma. Sangeeta (2019). Professional English. Oxford university press. New Delhi.
2. Improve Your Writing ed. V.N. Arora and Laxmi Chandra, Oxford Univ. Press, 2001, NewDelhi.
3. Learning to Communicate – Dr. V. Chellammal. Allied Publishers, New Delhi, 2003
4. Business Correspondence and Report Writing by Prof. R.C. Sharma & Krishna Mohan, Tata McGraw Hill & Co. Ltd., 2001, New Delhi.
5. Developing Communication Skills by Krishna Mohan, Meera Bannerji- Macmillan India Ltd. 1990, Delhi.

ASSESSMENT PATTERN

Two internal assessments and an end semester examination to test students' reading and writing skills along with their grammatical and lexical competence.

CO-PO & PSO MAPPING

CO	PO												PSO		
	1	2	3	4	5	6	7	8	9	10	11	12	1	2	3
1	3	3	3	3	3	3	3	3	2	3	3	3	-	-	-
2	3	3	3	3	3	3	3	3	2	3	3	3	-	-	-
3	3	3	3	3	3	3	3	3	2	3	3	3	-	-	-
4	3	3	3	3	2	3	3	3	2	3	3	3	-	-	-
5	-	-	-	-	-	-	-	-	3	3	3	3	-	-	-
AVg.	3	3	3	3	2.75	3	3	3	2.2	3	3	3	-	-	-

- 1-low, 2-medium, 3-high, '-'- no correlation
- **Note:** The average value of this course to be used for program articulation matrix.

MA3251

STATISTICS AND NUMERICAL METHODS

L T P C
3 1 0 4

OBJECTIVES:

- This course aims at providing the necessary basic concepts of a few statistical and numerical methods and give procedures for solving numerically different kinds of problems occurring in engineering and technology.
- To acquaint the knowledge of testing of hypothesis for small and large samples which plays an important role in real life problems.
- To introduce the basic concepts of solving algebraic and transcendental equations.

- To introduce the numerical techniques of interpolation in various intervals and numerical techniques of differentiation and integration which plays an important role in engineering and technology disciplines.
- To acquaint the knowledge of various techniques and methods of solving ordinary differential equations.

UNIT I TESTING OF HYPOTHESIS

9+3

Sampling distributions - Tests for single mean, proportion and difference of means (Large and small samples) – Tests for single variance and equality of variances – Chi square test for goodness of fit – Independence of attributes.

UNIT II DESIGN OF EXPERIMENTS

9+3

One way and two way classifications - Completely randomized design – Randomized block design – Latin square design - 2^2 factorial design.

UNIT III SOLUTION OF EQUATIONS AND EIGENVALUE PROBLEMS

9+3

Solution of algebraic and transcendental equations - Fixed point iteration method – Newton Raphson method- Solution of linear system of equations - Gauss elimination method – Pivoting - Gauss Jordan method – Iterative methods of Gauss Jacobi and Gauss Seidel - Eigenvalues of a matrix by Power method and Jacobi's method for symmetric matrices.

UNIT IV INTERPOLATION, NUMERICAL DIFFERENTIATION AND NUMERICAL INTEGRATION

9+3

Lagrange's and Newton's divided difference interpolations – Newton's forward and backward difference interpolation – Approximation of derivatives using interpolation polynomials – Numerical single and double integrations using Trapezoidal and Simpson's 1/3 rules.

UNIT V NUMERICAL SOLUTION OF ORDINARY DIFFERENTIAL EQUATIONS

9+3

Single step methods: Taylor's series method - Euler's method - Modified Euler's method - Fourth order Runge-Kutta method for solving first order differential equations - Multi step methods: Milne's and Adams - Bash forth predictor corrector methods for solving first order differential equations.

TOTAL: 60 PERIODS

OUTCOMES:

Upon successful completion of the course, students will be able to:

- Apply the concept of testing of hypothesis for small and large samples in real life problems.
- Apply the basic concepts of classifications of design of experiments in the field of agriculture.
- Appreciate the numerical techniques of interpolation in various intervals and apply the numerical techniques of differentiation and integration for engineering problems.
- Understand the knowledge of various techniques and methods for solving first and second order ordinary differential equations.
- Solve the partial and ordinary differential equations with initial and boundary conditions by using certain techniques with engineering applications.

TEXT BOOKS:

1. Grewal, B.S., and Grewal, J.S., "Numerical Methods in Engineering and Science", Khanna Publishers, 10th Edition, New Delhi, 2015.
2. Johnson, R.A., Miller, I and Freund J., "Miller and Freund's Probability and Statistics for Engineers", Pearson Education, Asia, 8th Edition, 2015.

REFERENCES:

1. Burden, R.L and Faires, J.D, "Numerical Analysis", 9th Edition, Cengage Learning, 2016.
2. Devore. J.L., "Probability and Statistics for Engineering and the Sciences", Cengage Learning, New Delhi, 8th Edition, 2014.

3. Gerald. C.F. and Wheatley. P.O. "Applied Numerical Analysis" Pearson Education, Asia, New Delhi, 7th Edition, 2007.
4. Gupta S.C. and Kapoor V. K., " Fundamentals of Mathematical Statistics", Sultan Chand & Sons, New Delhi, 12th Edition, 2020.
5. Spiegel. M.R., Schiller. J. and Srinivasan. R.A., "Schaum's Outlines on Probability and Statistics ", Tata McGraw Hill Edition, 4th Edition, 2012.
6. Walpole. R.E., Myers. R.H., Myers. S.L. and Ye. K., "Probability and Statistics for Engineers and Scientists", 9th Edition, Pearson Education, Asia, 2010.

	PO 01	PO 02	PO 03	PO 04	PO 05	PO 06	PO 07	PO 08	PO 09	PO 10	PO 11	PO 12	PS O1	PS O2	PS O3
CO1	3	3	1	1	1	0	0	0	2	0	2	3	-	-	-
CO2	3	3	1	1	1	0	0	0	2	0	2	3	-	-	-
CO3	3	3	1	1	1	0	0	0	2	0	2	3	-	-	-
CO4	3	3	1	1	1	0	0	0	2	0	2	3	-	-	-
CO5	3	3	1	1	1	0	0	0	2	0	2	3	-	-	-
Avg	3	3	1	1	1	0	0	0	2	0	2	3	-	-	-

PH3253

MATERIALS SCIENCE FOR TECHNOLOGISTS

L T P C
3 0 0 3

COURSE OBJECTIVES:

- To make the students effectively to understand the basics of crystallography and crystal imperfections.
- To enable the students to get knowledge on various strengthening methods of materials, and also various mechanical properties and their measurement.
- To impart knowledge on the basics of phase diagrams and their applications.
- To learn about iron-carbon system, and about various ferrous and non-ferrous alloys.
- To introduce the preparation, properties and applications of ceramics, composites and nanomaterials.

UNIT I CRYSTALLOGRAPHY

9

Crystallographic directions and planes – metallic crystal structures: BCC, FCC and HCP – linear and planar densities – crystal imperfections- edge and screw dislocations, Burgers vector and elastic strain energy- surface imperfections – grain and twin boundaries – Polymorphism – phase changes – nucleation and growth – homogeneous and heterogeneous nucleation.

UNIT II MECHANICAL PROPERTIES

9

Tensile test - plastic deformation by slip – slip systems – mechanisms of strengthening in metals: strain hardening, grain size reduction, solid solution strengthening, precipitation hardening – Creep: creep curves, stress and temperature effects, mechanisms of creep, creep-resistant materials – Fracture: ductile and brittle fractures - the Griffith criterion – fracture toughness - Fatigue failure: the S-N curve – factors that affect fatigue life – Hardness: Rockwell and Brinell hardness tests, Knoop and Vickers microhardness tests.

UNIT III PHASE DIAGRAMS

9

Basic concepts - Gibbs phase rule –Unary phase diagram (iron) - Binary phase diagrams: isomorphous systems (Cu-Ni) –determination of phase composition and phase amounts – tieline and lever rule - binary eutectic diagram with no solid solution and limited solid solution (Pb-Sn) – eutectoid and peritectic reactions - other invariant reactions – microstructural development during the slow cooling: eutectic, hypereutectic and hypoeutectic compositions.

UNIT IV FERROUS AND NONFERROUS ALLOYS**9**

The Fe-Fe₃C phase diagram: phases, invariant reactions, development of microstructure in eutectoid, hypoeutectoid and hypereutectoid alloys—influence of other alloying elements in the Fe-C system - phase transformations –isothermal transformation diagram for eutectoid iron-carbon alloy – microstructures: pearlite, bainite, spheroidite and martensite – steels, stainless steels and cast irons – copper alloys – aluminum alloys – titanium alloys.

UNIT V CERAMICS, COMPOSITES AND NANO MATERIALS**9**

Ceramics – types and applications-refractories, abrasives and cements – Composites: classification, role of matrix and reinforcement -Fiber reinforced composites – carbon-carbon composites –Nanomaterials:types, physical, chemical and mechanical properties - carbon nanotubes: properties and applications - synthesis of nanomaterials: sonochemical, molecular epitaxy, physical vapor deposition (PVD) and chemical vapor deposition (CVD). Characterization: Transmission electron microscopy - scanning electron microscopy - Atomic force microscopy - X-ray powder diffraction - Nanoparticle size calculation.

TOTAL: 45 PERIODS**COURSE OUTCOMES:**

CO1 :Upon completion of this course, the students should be able to

CO2 : Understand the basics of crystallography and its importance in materials properties

CO3 : Understand the significance of dislocations, strengthening mechanisms, and tensile, creep, hardness and fracture behavior of materials

CO4 : Gain knowledge on binary phase diagrams, and also will be able to determine the phase composition and phase amount.

CO5 : Understand about the Fe-C system and various microstructures in it, and also about various ferrous and non-ferrous alloys.

CO6 : Get adequate understanding on the preparation, properties and applications of ceramics, composites and nanomaterials.

TEXT BOOKS:

1. R.Balasubramaniam, Callister's Materials Science and Engineering.Wiley (Indian Edition), 2014.
2. V.Raghavan. Materials Science and Engineering: A First Course, Prentice Hall India Learning Private Limited, 2015.
3. William F. Smith, Javad Hashemi and Ravi Prakash, Materials Science and Engineering, McGraw Hill Education (Indian Edition), 2017.

REFERENCES :

1. J.F.Shackelford. Introduction to Materials Science for Engineers. Pearson, 2015.
2. Wendelin Wright and Donald Askeland, Essentials of Materials Science and Engineering, CL Engineering, 2013.
3. J.C. Anderson, K.D. Leaver, P. Leever and R.D. Rawlings, Materials Science for Engineers, CRC Press, 2003.
4. Jean P.Mercier, G.Zambelli and W.Kurz, Introduction to Materials Science, Elsevier, 2002.
5. YaserDahman, Nanotechnology and Functional Materials for Engineers, Elsevier, 2017.

BE3252 BASIC ELECTRICAL, ELECTRONICS AND INSTRUMENTATION ENGINEERING**LT P C
3 0 0 3****OBJECTIVES :**

- To introduce the basics of electric circuits and analysis
- To impart knowledge in domestic wiring
- To impart knowledge in the basics of working principles and application of electrical machines

- To introduce analog devices and their characteristics
- To introduce the functional elements and working of sensors and transducers.

UNIT I ELECTRICAL CIRCUITS 9

DC Circuits: Circuit Components: Conductor, Resistor, Inductor, Capacitor – Ohm's Law - Kirchhoff's Laws – Simple problems- Nodal Analysis, Mesh analysis with Independent sources only (Steady state)

Introduction to AC Circuits and Parameters: Waveforms, Average value, RMS Value, Instantaneous power, real power, reactive power and apparent power, power factor – Steady state analysis of RLC circuits (Simple problems only), Three phase supply – star and delta connection – power in three-phase systems

UNIT II MAGNETIC CIRCUITS AND ELECTRICAL INSTALLATIONS 9

Magnetic circuits-definitions-MMF, flux, reluctance, magnetic field intensity, flux density, fringing, self and mutual inductances-simple problems.

Domestic wiring , types of wires and cables, earthing ,protective devices- switch fuse unit- Miniature circuit breaker-moulded case circuit breaker- earth leakage circuit breaker, safety precautions and First Aid

UNIT III ELECTRICAL MACHINES 9

Construction and Working principle- DC Separately and Self excited Generators, EMF equation, Types and Applications. Working Principle of DC motors, Torque Equation, Types and Applications. Construction, Working principle and Applications of Transformer, Three phase Alternator, Synchronous motor and Three Phase Induction Motor.

UNIT III ANALOG ELECTRONICS 9

Resistor, Inductor and Capacitor in Electronic Circuits- Semiconductor Materials: Silicon & Germanium – PN Junction Diodes, Zener Diode – Characteristics Applications – Bipolar Junction Transistor-Biasing, JFET, SCR, MOSFET, IGBT – Types, I-V Characteristics and Applications, Rectifier and Inverters, harmonics

UNIT V SENSORS AND TRANSDUCERS 9

Sensors, solenoids, pneumatic controls with electrical actuator, mechatronics, types of valves and its applications, electro-pneumatic systems, proximity sensors, limit switches, piezoelectric, hall effect, photo sensors, Strain gauge, LVDT, differential pressure transducer, optical and digital transducers, Smart sensors, Thermal Imagers.

TOTAL: 45 PERIODS

COURSE OUTCOMES :

After completing this course, the students will be able to

- CO1:** Compute the electric circuit parameters for simple problems
- CO2:** Explain the concepts of domestic wiring and protective devices
- CO3:** Explain the working principle and applications of electrical machines
- CO4:** Analyze the characteristics of analog electronic devices
- CO5:** Explain the types and operating principles of sensors and transducers

TEXT BOOKS:

1. D P Kothari and I.J Nagarath, "Basic Electrical and Electronics Engineering", McGraw Hill Education (India) Private Limited, Second Edition, 2020
2. A.K. Sawhney, Puneet Sawhney 'A Course in Electrical & Electronic Measurements & Instrumentation', Dhanpat Rai and Co, 2015.
3. S.K. Bhattacharya, Basic Electrical Engineering, Pearson Education, 2019
4. James A Svoboda, Richard C. Dorf, Dorf's Introduction to Electric Circuits, Wiley, 2018

REFERENCES:

1. John Bird, "Electrical Circuit theory and technology", Routledge; 2017.
2. Thomas L. Floyd, 'Electronic Devices', 10th Edition, Pearson Education, 2018.
3. Albert Malvino, David Bates, 'Electronic Principles, McGraw Hill Education; 7th edition, 2017
4. Muhammad H.Rashid, "Spice for Circuits and electronics", 4th Edition.,Cengage India,2019.
5. H.S. Kalsi, 'Electronic Instrumentation', Tata McGraw-Hill, New Delhi, 2010

CO's, PO's & PSO's MAPPING

CO's	PO's												PSO's		
	1	2	3	4	5	6	7	8	9	10	11	12	1	2	3
1	2	1	1					1					-	-	-
2	2	1	1					1					-	-	-
3	2	1	1					1					-	-	-
4	2	1	1					1					-	-	-
5	2	1	1					1					-	-	-
Avg.	2	1	1					1					-	-	-

CY3251**CHEMISTRY FOR TECHNOLOGISTS****L T P C
3 0 0 3****OBJECTIVES:**

The course aims to

- Provide conceptual understanding on spectroscopic and surface analytical techniques.
- Impart knowledge to students on the chemistry of surface and interfaces.
- make students well versed on the chemical analysis of oils, fats, soaps & lubricants.
- Provide deep knowledge to students about various classification and properties of hydrocarbon.
- familiarize students with the identification and characteristics of dyes and their applications.

UNIT I SPECTROSCOPIC TECHNIQUES**9**

Spectroscopy: Electromagnetic spectrum - absorption of radiation - electronic, vibrational and rotational transitions. Width and intensities of spectral lines. Flame photometer, Atomic absorption spectroscopy, UV- Vis, IR spectroscopy, Scanning Electron Microscope (SEM) and Transmission Electron Microscope (TEM) - principles, instrumentation (Block diagram) and applications.

UNIT II CHEMISTRY OF INTERFACES**9**

Interface region-curved interfaces-thermodynamics of surfaces - Surface film on liquids-Adsorption of gases on Solids-adsorption isotherms – types. Applications of adsorption studies-detergency, wetting, foaming ,defoaming, spreading, water repellency.

UNIT III OILS, FATS, SOAPS & LUBRICANTS**9**

Chemical constitution, Chemical analysis of oils and fats – acid, saponification and iodine values, Definitions, determinations and significance. Definition, mechanism of lubrication, preparation of petrolubes, desirable characteristics – viscosity, viscosity index, carbon residue, oxidation stability, flash and fire points, cloud and pour points, aniline point. Semisolid lubricant – greases, preparation of sodium, lithium, calcium and axle greases and uses, consistency test and drop point test.Solid lubricants – graphite and molybdenum disulphide.

UNIT IV HYDROCARBON

9

Classification of Hydrocarbons. Aliphatic Hydrocarbons: Alkanes – I isomerism, conformations, physical, chemical reactions including free radical mechanism of halogenation, combustion and pyrolysis. Alkenes– structure of double bond, geometrical isomerism, chemical reactions: addition of hydrogen, halogen, water, hydrogen halides, ozonolysis, oxidation. Alkynes – structure of triple bond acidic character of alkynes, addition reaction of - hydrogen, halogens, hydrogenhalides and water. Aromatic hydrocarbons - resonance, aromaticity ; mechanism of electrophilic substitution – nitration sulphonation, halogenations.

UNIT V COLORANTS

9

Theory of colour and constitution : chromophore and auxochrome, bathochromic and hypsochromic shift, classification of dyes based on application and composition. Chemistry of azo dye – synthesis of Methyl red, Methyl orange, Congo red, phenolphthalein, fluorescein and eosin.

TOTAL: 45 PERIODS

OUTCOMES:

At the end of the course, the students will be able to :

- Understand and apply spectroscopic techniques for the analysis of engineering materials for their applications.
- Make use of the applications of adsorption in detergency, wetting, spreading, foaming, de-foaming, and water repellence and separation processes.
- Analyse and estimate oils, fats, lubricants and soap for their intended applications.
- Distinguish and demonstrate the role of different types of hydrocarbon.
- Realize the chemical structures, properties and relationships of different types of dyes and their applications.

TEXT BOOKS :

1. Dara S. S., "A Text Book of Engineering Chemistry", S. Chand & Co. Ltd., New Delhi, 12th Edition, 2016.
2. Jain. P.C. and Monica Jain, "Engineering Chemistry", Dhanpet Rai & Sons, New Delhi, 17th Edition, 2018.
A. Ravikrishnan, "Chemistry for Technologists", Sri Krishna, Hi Tech Publishing Company Pvt. Ltd. Chennai, 2015.
3. Arun Pahl and B.S.Paul , " Advanced Organic Chemistry", S.Chand Publishers, Third Edition , New Delhi, 2012.

REFERENCES :

1. B.K. Sharma, "Industrial chemistry", Krishna Prakashan Media (P) Ltd, Meerut, 2014.
2. Shore J., "Colourants and Auxiliaries", Volume 1 & 2, Wood head Publishing Ltd., 2nd Edition, 2002.
3. Shenai V. A., "Chemistry of Dyes and Principles of Dyeing", Sevak Publications, Mumbai, 1995.
4. Trotman E. R., "Dyeing and Chemical Technology of Textile Fibres", B.Y Publishing Pvt. Ltd., New Delhi, 1994.
5. Shikha Agarwal, "Engineering Chemistry-Fundamentals and Applications", Cambridge University Press, Delhi, 2019.

GE3251

ENGINEERING GRAPHICS

L T P C
2 0 4 4

COURSE OBJECTIVES:

The main learning objective of this course is to prepare the students for:

1. Drawing engineering curves.
2. Drawing freehand sketch of simple objects.

3. Drawing orthographic projection of solids and section of solids.
4. Drawing development of solids
5. Drawing isometric and perspective projections of simple solids.

CONCEPTS AND CONVENTIONS (Not for Examination)

Importance of graphics in engineering applications — Use of drafting instruments — BIS conventions and specifications — Size, layout and folding of drawing sheets — Lettering and dimensioning.

UNIT I PLANE CURVES 6+12

Basic Geometrical constructions, Curves used in engineering practices: Conics — Construction of ellipse, parabola and hyperbola by eccentricity method — Construction of cycloid — construction of involutes of square and circle — Drawing of tangents and normal to the above curves.

UNIT II PROJECTION OF POINTS, LINES AND PLANE SURFACE 6+12

Orthographic projection- principles-Principal planes-First angle projection-projection of points. Projection of straight lines (only First angle projections) inclined to both the principal planes - Determination of true lengths and true inclinations by rotating line method and traces. Projection of planes (polygonal and circular surfaces) inclined to both the principal planes by rotating object method.

UNIT III PROJECTION OF SOLIDS AND FREEHAND SKETCHING 6+12

Projection of simple solids like prisms, pyramids, cylinder, cone and truncated solids when the axis is inclined to one of the principal planes and parallel to the other by rotating object method. Visualization concepts and Free Hand sketching: Visualization principles —Representation of Three Dimensional objects — Layout of views- Freehand sketching of multiple views from pictorial views of objects.

Practicing three dimensional modeling of simple objects by CAD Software(Not for examination)

UNIT IV PROJECTION OF SECTIONED SOLIDS AND DEVELOPMENT OF SURFACES 6 +12

Sectioning of above solids in simple vertical position when the cutting plane is inclined to the one of the principal planes and perpendicular to the other — obtaining true shape of section. Development of lateral surfaces of simple and sectioned solids — Prisms, pyramids cylinders and cones.

Practicing three dimensional modeling of simple objects by CAD Software(Not for examination)

UNIT V ISOMETRIC AND PERSPECTIVE PROJECTIONS 6+12

Principles of isometric projection — isometric scale —Isometric projections of simple solids and truncated solids - Prisms, pyramids, cylinders, cones- combination of two solid objects in simple vertical positions - Perspective projection of simple solids-Prisms, pyramids and cylinders by visual ray method.

Practicing three dimensional modeling of isometric projection of simple objects by CAD Software(Not for examination)

TOTAL: (L=30+P=60) 90 PERIODS

OUTCOMES:

On successful completion of this course, the student will be able to

- Use BIS conventions and specifications for engineering drawing.
- Construct the conic curves, involutes and cycloid.
- Solve practical problems involving projection of lines.
- Draw the orthographic, isometric and perspective projections of simple solids.
- Draw the development of simple solids.

TEXT BOOK:

1. Bhatt N.D. and Panchal V.M., "Engineering Drawing", Charotar Publishing House, 53rd Edition, 2019.
2. Natrajan K.V., "A Text Book of Engineering Graphics", Dhanalakshmi Publishers, Chennai, 2018.
3. Parthasarathy, N. S. and Vela Murali, "Engineering Drawing", Oxford University Press, 2015

REFERENCES:

1. Basant Agarwal and Agarwal C.M., "Engineering Drawing", McGraw Hill, 2nd Edition, 2019.
2. Gopalakrishna K.R., "Engineering Drawing" (Vol. I&II combined), Subhas Publications, Bangalore, 27th Edition, 2017.
3. Luzzader, Warren.J. and Duff, John M., "Fundamentals of Engineering Drawing with an introduction to Interactive Computer Graphics for Design and Production, Eastern Economy Edition, Prentice Hall of India Pvt. Ltd, New Delhi, 2005.
4. Parthasarathy N. S. and Vela Murali, "Engineering Graphics", Oxford University, Press, New Delhi, 2015.
5. Shah M.B., and Rana B.C., "Engineering Drawing", Pearson Education India, 2nd Edition, 2009.
6. Venugopal K. and Prabhu Raja V., "Engineering Graphics", New Age International (P) Limited, 2008.

Publication of Bureau of Indian Standards:

1. IS 10711 — 2001: Technical products Documentation — Size and lay out of drawing sheets.
2. IS 9609 (Parts 0 & 1) — 2001: Technical products Documentation — Lettering.
3. IS 10714 (Part 20) — 2001 & SP 46 — 2003: Lines for technical drawings.
4. IS 11669 — 1986 & SP 46 — 2003: Dimensioning of Technical Drawings.
5. IS 15021 (Parts 1 to 4) — 2001: Technical drawings — Projection Methods.

Special points applicable to University Examinations on Engineering Graphics:

1. There will be five questions, each of either or type covering all units of the syllabus.
2. All questions will carry equal marks of 20 each making a total of 100.
3. The answer paper shall consist of drawing sheets of A3 size only. The students will be permitted to use appropriate scale to fit solution within A3 size.
4. The examination will be conducted in appropriate sessions on the same day

CO	PO												PSO		
	1	2	3	4	5	6	7	8	9	10	11	12	1	2	3
1	3	1	2		2					3		2	2	2	
2	3	1	2		2					3		2	2	2	
3	3	1	2		2					3		2	2	2	
4	3	1	2		2					3		2	2	2	
5	3	1	2		2					3		2	2	2	
Avg	3	1	2		2					3		2	2	2	
Low (1) ; Medium (2) ; High (3)															

GE3252**தமிழரும் தொழில்நுட்பமும்****L T P C****1 0 0 1****அலகு I நெசவு மற்றும் பாணைத் தொழில்நுட்பம்:****3**

சங்க காலத்தில் நெசவுத் தொழில் - பாணைத் தொழில்நுட்பம் - கருப்பு சிவப்பு பாண்டங்கள் - பாண்டங்களில் கீறல் குறியீடுகள்.

அலகு II வடிவமைப்பு மற்றும் கட்டிடத் தொழில்நுட்பம்:**3**

சங்க காலத்தில் வடிவமைப்பு மற்றும் கட்டுமானங்கள் & சங்க காலத்தில் வீட்டுப் பொருட்களில் வடிவமைப்பு- சங்க காலத்தில் கட்டுமான பொருட்களும்

நடுகல்லும் - சிலப்பதிகாரத்தில் மேடை அமைப்பு பற்றிய விவரங்கள் - மாமல்லபுரச் சிற்பங்களும், கோவில்களும் - சோழர் காலத்துப் பெருங்கோயில்கள் மற்றும் பிற வழிபாட்டுத் தலங்கள் - நாயக்கர் காலக் கோயில்கள் - மாதிரி கட்டமைப்புகள் பற்றி அறிதல், மதுரை மீனாட்சி அம்மன் ஆலயம் மற்றும் திருமலை நாயக்கர் மஹால் - செட்டிநாட்டு வீடுகள் - பிரிட்டிஷ் காலத்தில் சென்னையில் இந்தோ-சாரோசெனிக் கட்டிடக் கலை.

அலகு III உற்பத்தித் தொழில் நுட்பம்: 3

கப்பல் கட்டும் கலை - உலோகவியல் - இரும்புத் தொழிற்சாலை - இரும்பை உருக்குதல், எஃகு - வரலாற்றுச் சான்றுகளாக செம்பு மற்றும் தங்க நாணயங்கள் - நாணயங்கள் அச்சடித்தல் - மணி உருவாக்கும் தொழிற்சாலைகள் - கல்மணிகள், கண்ணாடி மணிகள் - சுடுமண் மணிகள் - சங்கு மணிகள் - எலும்புத்துண்டுகள் - தொல்லியல் சான்றுகள் - சிலப்பதிகாரத்தில் மணிகளின் வகைகள்.

அலகு IV வேளாண்மை மற்றும் நீர்ப்பாசனத் தொழில் நுட்பம்: 3

அணை, ஏரி, குளங்கள், மதகு - சோழர்காலக் குழுவித் தூம்பின் முக்கியத்துவம் - கால்நடை பராமரிப்பு - கால்நடைகளுக்காக வடிவமைக்கப்பட்ட கிணறுகள் - வேளாண்மை மற்றும் வேளாண்மைச் சார்ந்த செயல்பாடுகள் - கடல்சார் அறிவு - மீன்வளம் - முத்து மற்றும் முத்துக்குளித்தல் - பெருங்கடல் குறித்த பண்டைய அறிவு - அறிவுசார் சமூகம்.

அலகு V அறிவியல் தமிழ் மற்றும் கணித்தமிழ்: 3

அறிவியல் தமிழின் வளர்ச்சி - கணித்தமிழ் வளர்ச்சி - தமிழ் நூல்களை மின்பதிப்பு செய்தல் - தமிழ் மென்பொருட்கள் உருவாக்கம் - தமிழ் இணையக் கல்விக்கழகம் - தமிழ் மின் நூலகம் - இணையத்தில் தமிழ் அகராதிகள் - சொற்குவைத் திட்டம்.

TOTAL : 15 PERIODS

TEXT-CUM-REFERENCE BOOKS

1. தமிழக வரலாறு - மக்களும் பண்பாடும் - கே.கே. பிள்ளை (வெளியீடு: தமிழ்நாடு பாடநூல் மற்றும் கல்வியியல் பணிகள் கழகம்).
2. கணினித் தமிழ் - முனைவர் இல. சுந்தரம். (விகடன் பிரசுரம்).
3. கீழடி - வைகை நதிக்கரையில் சங்ககால நகர நாகரிகம் (தொல்லியல் துறை வெளியீடு)
4. பொருறை - ஆற்றங்கரை நாகரிகம். (தொல்லியல் துறை வெளியீடு)
5. Social Life of Tamils (Dr.K.K.Pillay) A joint publication of TNTB & ESC and RMRL - (in print)
6. Social Life of the Tamils - The Classical Period (Dr.S.Singaravelu) (Published by: International Institute of Tamil Studies.
7. Historical Heritage of the Tamils (Dr.S.V.Subatamanian, Dr.K.D. Thirunavukkarasu) (Published by: International Institute of Tamil Studies).
8. The Contributions of the Tamils to Indian Culture (Dr.M.Valarmathi) (Published by: International Institute of Tamil Studies.)
9. Keeladi - 'Sangam City Civilization on the banks of river Vaigai' (Jointly Published by: Department of Archaeology & Tamil Nadu Text Book and Educational Services Corporation, Tamil Nadu)
10. Studies in the History of India with Special Reference to Tamil Nadu (Dr.K.K.Pillay) (Publishedby: The Author)
11. Porunai Civilization (Jointly Published by: Department of Archaeology & Tamil Nadu Text Book and Educational Services Corporation, Tamil Nadu)
12. Journey of Civilization Indus to Vaigai (R.Balakrishnan) (Published by: RMRL) - Reference Book.

UNIT I WEAVING AND CERAMIC TECHNOLOGY**3**

Weaving Industry during Sangam Age – Ceramic technology – Black and Red Ware Potteries (BRW) – Graffiti on Potteries.

UNIT II DESIGN AND CONSTRUCTION TECHNOLOGY**3**

Designing and Structural construction House & Designs in household materials during Sangam Age - Building materials and Hero stones of Sangam age – Details of Stage Constructions in Silappathikaram - Sculptures and Temples of Mamallapuram - Great Temples of Cholas and other worship places - Temples of Nayaka Period - Type study (Madurai Meenakshi Temple)- Thirumalai Nayakar Mahal - Chetti Nadu Houses, Indo - Saracenic architecture at Madras during British Period.

UNIT III MANUFACTURING TECHNOLOGY**3**

Art of Ship Building - Metallurgical studies - Iron industry - Iron smelting, steel -Copper and gold- Coins as source of history - Minting of Coins – Beads making-industries Stone beads -Glass beads - Terracotta beads -Shell beads/ bone beads - Archeological evidences - Gem stone types described in Silappathikaram.

UNIT IV AGRICULTURE AND IRRIGATION TECHNOLOGY**3**

Dam, Tank, ponds, Sluice, Significance of Kumizhi Thooppu of Chola Period, Animal Husbandry - Wells designed for cattle use - Agriculture and Agro Processing - Knowledge of Sea - Fisheries – Pearl - Conche diving - Ancient Knowledge of Ocean - Knowledge Specific Society.

UNIT V SCIENTIFIC TAMIL & TAMIL COMPUTING**3**

Development of Scientific Tamil - Tamil computing – Digitalization of Tamil Books – Development of Tamil Software – Tamil Virtual Academy – Tamil Digital Library – Online Tamil Dictionaries – Sorkuvai Project.

TOTAL : 15 PERIODS**TEXT-CUM-REFERENCE BOOKS**

1. தமிழக வரலாறு – மக்களும் பண்பாடும் – கே.கே. பிள்ளை (வெளியீடு: தமிழ்நாடு பாடநூல் மற்றும் கல்வியியல் பணிகள் கழகம்).
2. கணினித் தமிழ் – முனைவர் இல. சுந்தரம். (விகடன் பிரசுரம்).
3. கீழடி – வைகை நதிக்கரையில் சங்ககால நகர நாகரிகம் (தொல்லியல் துறை வெளியீடு)
4. பொருநை – ஆற்றங்கரை நாகரிகம். (தொல்லியல் துறை வெளியீடு)
5. Social Life of Tamils (Dr.K.K.Pillay) A joint publication of TNTB & ESC and RMRL – (in print)
6. Social Life of the Tamils - The Classical Period (Dr.S.Singaravelu) (Published by: International Institute of Tamil Studies.
7. Historical Heritage of the Tamils (Dr.S.V.Subatamanian, Dr.K.D. Thirunavukkarasu) (Published by: International Institute of Tamil Studies).
8. The Contributions of the Tamils to Indian Culture (Dr.M.Valarmathi) (Published by: International Institute of Tamil Studies.)
9. Keeladi - 'Sangam City Civilization on the banks of river Vaigai' (Jointly Published by: Department of Archaeology & Tamil Nadu Text Book and Educational Services Corporation, Tamil Nadu)
10. Studies in the History of India with Special Reference to Tamil Nadu (Dr.K.K.Pillay) (Publishedby: The Author)
11. Porunai Civilization (Jointly Published by: Department of Archaeology & Tamil Nadu Text Bookand Educational Services Corporation, Tamil Nadu)
12. Journey of Civilization Indus to Vaigai (R.Balakrishnan) (Published by: RMRL) – Reference Book.

NCC Credit Course Level 1*		L	T	P	C
NX3251	(ARMY WING) NCC Credit Course Level - I	2	0	0	2
NCC GENERAL					6
NCC 1	Aims, Objectives & Organization of NCC				1
NCC 2	Incentives				2
NCC 3	Duties of NCC Cadet				1
NCC 4	NCC Camps: Types & Conduct				2
NATIONAL INTEGRATION AND AWARENESS					4
NI 1	National Integration: Importance & Necessity				1
NI 2	Factors Affecting National Integration				1
NI 3	Unity in Diversity & Role of NCC in Nation Building				1
NI 4	Threats to National Security				1
PERSONALITY DEVELOPMENT					7
PD 1	Self-Awareness, Empathy, Critical & Creative Thinking, Decision Making and Problem Solving				2
PD 2	Communication Skills				3
PD 3	Group Discussion: Stress & Emotions				2
LEADERSHIP					5
L 1	Leadership Capsule: Traits, Indicators, Motivation, Moral Values, Honour 'Code				3
L 2	Case Studies: Shivaji, Jhasi Ki Rani				2
SOCIAL SERVICE AND COMMUNITY DEVELOPMENT					8
SS 1	Basics, Rural Development Programmes, NGOs, Contribution of Youth				3
SS 4	Protection of Children and Women Safety				1
SS 5	Road / Rail Travel Safety				1
SS 6	New Initiatives				2
SS 7	Cyber and Mobile Security Awareness				1
TOTAL : 30 PERIODS					

NCC Credit Course Level 1*		L	T	P	C
NX3252	(NAVAL WING) NCC Credit Course Level - I	2	0	0	2
NCC GENERAL					6
NCC 1	Aims, Objectives & Organization of NCC				1
NCC 2	Incentives				2
NCC 3	Duties of NCC Cadet				1
NCC 4	NCC Camps: Types & Conduct				2
NATIONAL INTEGRATION AND AWARENESS					4
NI 1	National Integration: Importance & Necessity				1
NI 2	Factors Affecting National Integration				1
NI 3	Unity in Diversity & Role of NCC in Nation Building				1
NI 4	Threats to National Security				1
PERSONALITY DEVELOPMENT					7
PD 1	Self-Awareness, Empathy, Critical & Creative Thinking, Decision Making and Problem Solving				2
PD 2	Communication Skills				3
PD 3	Group Discussion: Stress & Emotions				2

LEADERSHIP		5
L 1	Leadership Capsule: Traits, Indicators, Motivation, Moral Values, Honour Code	3
L 2	Case Studies: Shivaji, Jhasi Ki Rani	2
SOCIAL SERVICE AND COMMUNITY DEVELOPMENT		8
SS 1	Basics, Rural Development Programmes, NGOs, Contribution of Youth	3
SS 4	Protection of Children and Women Safety	1
SS 5	Road / Rail Travel Safety	1
SS 6	New Initiatives	2
SS 7	Cyber and Mobile Security Awareness	1

TOTAL : 30 PERIODS

NCC Credit Course Level 1*

NX3253	(AIR FORCE WING) NCC Credit Course Level - I	L	T	P	C
		2	0	0	2
NCC GENERAL					6
NCC 1	Aims, Objectives & Organization of NCC				1
NCC 2	Incentives				2
NCC 3	Duties of NCC Cadet				1
NCC 4	NCC Camps: Types & Conduct				2
NATIONAL INTEGRATION AND AWARENESS					4
NI 1	National Integration: Importance & Necessity				1
NI 2	Factors Affecting National Integration				1
NI 3	Unity in Diversity & Role of NCC in Nation Building				1
NI 4	Threats to National Security				1
PERSONALITY DEVELOPMENT					7
PD 1	Self-Awareness, Empathy, Critical & Creative Thinking, Decision Making and Problem Solving				2
PD 2	Communication Skills				3
PD 3	Group Discussion: Stress & Emotions				2
LEADERSHIP					5
L 1	Leadership Capsule: Traits, Indicators, Motivation, Moral Values, Honour Code				3
L 2	Case Studies: Shivaji, Jhasi Ki Rani				2
SOCIAL SERVICE AND COMMUNITY DEVELOPMENT					8
SS 1	Basics, Rural Development Programmes, NGOs, Contribution of Youth				3
SS 4	Protection of Children and Women Safety				1
SS 5	Road / Rail Travel Safety				1
SS 6	New Initiatives				2
SS 7	Cyber and Mobile Security Awareness				1

COURSE OBJECTIVES:

- Drawing pipe line plan; laying and connecting various pipe fittings used in common household plumbing work; Sawing; planing; making joints in wood materials used in common household wood work.
- Wiring various electrical joints in common household electrical wire work.
- Welding various joints in steel plates using arc welding work; Machining various simple processes like turning, drilling, tapping in parts; Assembling simple mechanical assembly of common household equipments; Making a tray out of metal sheet using sheet metal work.
- Soldering and testing simple electronic circuits; Assembling and testing simple electronic components on PCB.

GROUP – A (CIVIL & ELECTRICAL)**PART I CIVIL ENGINEERING PRACTICES 15****PLUMBING WORK:**

- Connecting various basic pipe fittings like valves, taps, coupling, unions, reducers, elbows and other components which are commonly used in household.
- Preparing plumbing line sketches.
- Laying pipe connection to the suction side of a pump
- Laying pipe connection to the delivery side of a pump.
- Connecting pipes of different materials: Metal, plastic and flexible pipes used in household appliances.

WOOD WORK:

- Sawing,
- Planing and
- Making joints like T-Joint, Mortise joint and Tenon joint and Dovetail joint.

Wood Work Study:

- Studying joints in door panels and wooden furniture
- Studying common industrial trusses using models.

PART II ELECTRICAL ENGINEERING PRACTICES 15

- Introduction to switches, fuses, indicators and lamps - Basic switch board wiring with lamp, fan and three pin socket
- Staircase wiring
- Fluorescent Lamp wiring with introduction to CFL and LED types.
- Energy meter wiring and related calculations/ calibration
- Study of Iron Box wiring and assembly
- Study of Fan Regulator (Resistor type and Electronic type using Diac/Triac/quadrac)
- Study of emergency lamp wiring/Water heater

GROUP – B (MECHANICAL AND ELECTRONICS)**PART III MECHANICAL ENGINEERING PRACTICES 15****WELDING WORK:**

- Welding of Butt Joints, Lap Joints, and Tee Joints using arc welding.
- Practicing gas welding.

BASIC MACHINING WORK:

- (simple)Turning.
- (simple)Drilling.

c) (simple)Tapping.

ASSEMBLY WORK:

- a) Assembling a centrifugal pump.
- b) Assembling a household mixer.
- c) Assembling an airconditioner.

SHEET METAL WORK:

- a) Making of a square tray

FOUNDRY WORK:

- a) Demonstrating basic foundry operations.

PART IV ELECTRONIC ENGINEERING PRACTICES

15

SOLDERING WORK:

- a) Soldering simple electronic circuits and checking continuity.

ELECTRONIC ASSEMBLY AND TESTING WORK:

- a) Assembling and testing electronic components on a small PCB.

ELECTRONIC EQUIPMENT STUDY:

- a) Study an elements of smart phone..
- b) Assembly and dismantle of LED TV.
- c) Assembly and dismantle of computer/ laptop

TOTAL : 60 PERIODS

COURSE OUTCOMES:

Upon completion of this course, the students will be able to:

- CO1 : Draw pipe line plan; lay and connect various pipe fittings used in common household plumbing work; Saw; plan; make joints in wood materials used in common household wood work.
- CO2 : Wire various electrical joints in common household electrical wire work.
- CO3 : Weld various joints in steel plates using arc welding work; Machine various simple processes like turning, drilling, tapping in parts; Assemble simple mechanical assembly of common household equipments; Make a tray out of metal sheet using sheet metal work.
- CO4 : Solder and test simple electronic circuits; Assemble and test simple electronic components on PCB.

CO	PO												PSO		
	1	2	3	4	5	6	7	8	9	10	11	12	1	2	3
1	3	2			1	1	1					2	2	1	1
2	3	2			1	1	1					2	2	1	1
3	3	2			1	1	1					2	2	1	1
Avg	3	2			1	1	1					2	2	1	1
Low (1) ; Medium (2) ; High (3)															

BE3272

**BASIC ELECTRICAL, ELECTRONICS AND INSTRUMENTATION
ENGINEERING LABORATORY**

**L T P C
0 0 4 2**

COURSE OBJECTIVES:

- To train the students in conducting load tests electrical machines

- To gain practical experience in experimentally obtaining the characteristics of electronic devices and rectifiers
- To train the students to measure three phase power and displacement

List of Experiments

1. Verification of ohms and Kirchhoff's Laws.
2. Three Phase Power Measurement
3. Load test on DC Shunt Motor.
4. Load test on Self Excited DC Generator
5. Load test on Single phase Transformer
6. Load Test on Induction Motor
7. Characteristics of PN and Zener Diodes
8. Characteristics of BJT, SCR and MOSFET
9. Design and analysis of Half wave and Full Wave rectifiers
10. Measurement of displacement of LVDT

TOTAL: 60 PERIODS

COURSE OUTCOMES:

After completing this course, the students will be able to

CO1: Use experimental methods to verify the Ohm's law and Kirchhoff's Law and to measure three phase power

CO2: Analyze experimentally the load characteristics of electrical machines

CO3: Analyze the characteristics of basic electronic devices

CO4: Use LVDT to measure displacement

CO's, PO's & PSO's MAPPING

CO's	PO's												PSO's		
	1	2	3	4	5	6	7	8	9	10	11	12	1	2	3
1	2	3	1	2				1.5	2				-	-	-
2	2	3	1	2				1.5	2				-	-	-
3	2	3	1	2				1.5	2				-	-	-
4	2	3	1	2				1.5	2				-	-	-
Avg.	1.6	1.4	0.8	1.6				1.2	1.6						

GE3272

COMMUNICATION LABORATORY (Second Semester)

**L T P C
0 0 4 2**

OBJECTIVES

- To identify varied group discussion skills and apply them to take part in effective discussions in a professional context.
- To analyse concepts and problems and make effective presentations explaining them clearly and precisely.
- To be able to communicate effectively through formal and informal writing.
- To be able to use appropriate language structures to write emails, reports and essays
- To give instructions and recommendations that are clear and relevant to the context

UNIT I

12

Speaking-Role Play Exercises Based on Workplace Contexts, - talking about competition- discussing progress toward goals- talking about experiences- talking about events in life- discussing past events- Writing: writing emails (formal & semi-formal).

UNIT II **12**
 Speaking: discussing news stories-talking about frequency-talking about travel problems-discussing travel procedures- talking about travel problems- making arrangements-describing arrangements-discussing plans and decisions- discussing purposes and reasons- understanding common technology terms-Writing: - writing different types of emails.

UNIT III **12**
 Speaking: discussing predictions-describing the climate-discussing forecasts and scenarios-talking about purchasing-discussing advantages and disadvantages- making comparisons-discussing likes and dislikes- discussing feelings about experiences-discussing imaginary scenarios Writing: short essays and reports-formal/semi-formal letters.

UNIT IV **12**
 Speaking: discussing the natural environment-describing systems-describing position and movement- explaining rules-(example- discussing rental arrangements)- understanding technical instructions-Writing: writing instructions-writing a short article.

UNIT V **12**
 Speaking: describing things relatively-describing clothing-discussing safety issues(making recommendations) talking about electrical devices-describing controlling actions- Writing: job application(Cover letter + Curriculum vitae)-writing recommendations.

TOTAL: 60 PERIODS

LEARNING OUTCOMES

- Speak effectively in group discussions held in a formal/semi formal contexts.
- Discuss, analyse and present concepts and problems from various perspectives to arrive at suitable solutions
- Write emails, letters and effective job applications.
- Write critical reports to convey data and information with clarity and precision
- Give appropriate instructions and recommendations for safe execution of tasks

Assessment Pattern

- One online / app based assessment to test speaking and writing skills
- Proficiency certification is given on successful completion of speaking and writing.

CO-PO & PSO MAPPING

CO	PO												PSO		
	1	2	3	4	5	6	7	8	9	10	11	12	1	2	3
1	2	3	3	3	1	3	3	3	3	3	3	3	-	-	-
2	2	3	3	3	1	3	3	3	3	3	3	3	-	-	-
3	2	2	3	3	1	3	3	3	3	3	3	3	-	-	-
4	3	3	3	3	3	3	3	3	3	3	3	3	-	-	-
5	3	3	3	3	3	3	3	3	3	3	3	3	-	-	-
AVg.	2.4	2.8	3	3	1.8	3	3	3	3	3	3	3	-	-	-

- 1-low, 2-medium, 3-high, '-'- no correlation
- **Note:** The average value of this course to be used for program articulation matrix.

OBJECTIVES:

- To introduce the basic concepts of PDE for solving standard partial differential equations.
- To introduce Fourier series analysis which is central to many applications in engineering apart from its use in solving boundary value problems.
- To acquaint the student with Fourier series techniques in solving heat flow problems used in various situations.
- To acquaint the student with Fourier transform techniques used in wide variety of situations.
- To introduce the effective mathematical tools for the solutions of partial differential equations that model several physical processes and to develop Z transform techniques for discrete time systems.

UNIT - I : PARTIAL DIFFERENTIAL EQUATIONS**9 + 3**

Formation of partial differential equations – Solutions of standard types of first order partial differential equations – First order partial differential equations reducible to standard types- Lagrange's linear equation – Linear partial differential equations of second and higher order with constant coefficients of both homogeneous and non-homogeneous types.

UNIT - II : FOURIER SERIES**9 + 3**

Dirichlet's conditions – General Fourier series – Odd and even functions – Half range sine series and cosine series – Root mean square value – Parseval's identity – Harmonic analysis.

UNIT – III : APPLICATIONS OF PARTIAL DIFFERENTIAL EQUATIONS**9 + 3**

Classification of PDE – Method of separation of variables – Fourier series solutions of one dimensional wave equation – One dimensional equation of heat conduction – Steady state solution of two dimensional equation of heat conduction (Cartesian coordinates only).

UNIT - IV : FOURIER TRANSFORMS**9 + 3**

Statement of Fourier integral theorem – Fourier transform pair – Fourier sine and cosine transforms – Properties – Transforms of simple functions – Convolution theorem – Parseval's identity.

UNIT - V : Z – TRANSFORMS AND DIFFERENCE EQUATIONS**9 + 3**

Z-transforms – Elementary properties – Convergence of Z-transforms - – Initial and final value theorems – Inverse Z-transform using partial fraction and convolution theorem – Formation of difference equations – Solution of difference equations using Z – transforms.

TOTAL : 60 PERIODS**OUTCOMES :**

Upon successful completion of the course, students should be able to:

- Understand how to solve the given standard partial differential equations.
- Solve differential equations using Fourier series analysis which plays a vital role in engineering applications.
- Appreciate the physical significance of Fourier series techniques in solving one and two dimensional heat flow problems and one dimensional wave equations.
- Understand the mathematical principles on transforms and partial differential equations would provide them the ability to formulate and solve some of the physical problems of engineering.
- Use the effective mathematical tools for the solutions of partial differential equations by using Z transform techniques for discrete time systems.

TEXT BOOKS:

1. Grewal B.S., "Higher Engineering Mathematics", 44th Edition, Khanna Publishers, New Delhi, 2018.
2. Kreyszig E, "Advanced Engineering Mathematics ", 10th Edition, John Wiley, New Delhi, India, 2016.

REFERENCES :

1. Andrews. L.C and Shivamoggi. B, "Integral Transforms for Engineers" SPIE Press, 1999.
2. Bali. N.P and Manish Goyal, "A Textbook of Engineering Mathematics", 10th Edition, Laxmi Publications Pvt. Ltd, 2015.
3. James. G., "Advanced Modern Engineering Mathematics", 4th Edition, Pearson Education, New Delhi, 2016.
4. Narayanan. S., Manicavachagom Pillay.T.K and Ramanaiah.G "Advanced Mathematics for Engineering Students", Vol. II & III, S.Viswanathan Publishers Pvt. Ltd, Chennai, 1998.
5. Ramana. B.V., "Higher Engineering Mathematics", McGraw Hill Education Pvt. Ltd, New Delhi, 2018.
6. Wylie. R.C. and Barrett . L.C., "Advanced Engineering Mathematics "Tata McGraw Hill Education Pvt. Ltd, 6th Edition, New Delhi, 2012.

	PO 01	PO 02	PO 03	PO '04	PO 05	PO 06	PO 07	PO 08	PO 09	PO 10	PO 11	PO 12	PS 01	PS 02	PS 03
CO1	3	3	1	1	0	0	0	0	2	0	0	3	-	-	-
CO2	3	3	1	1	0	0	0	0	2	0	0	3	-	-	-
CO3	3	3	1	1	0	0	0	0	2	0	0	3	-	-	-
CO4	3	3	1	1	0	0	0	0	2	0	0	3	-	-	-
CO5	3	3	1	1	0	0	0	0	2	0	0	3	-	-	-
Avg	3	3	1	1	0	0	0	0	2	0	0	3	-	-	-

PE3351**PROCESS CALCULATIONS****L T P C
3 0 0 3****OBJECTIVE:**

- To teach concept of degree of freedom and its application to solution of mass and energy balance equations for single and network of units and introduce to process simulators.

UNIT I**9**

Base and derived Units – Composition of Mixture and solutions – calculations of pressure, volume and temperature using ideal gas law. Use of partial pressure and pure component volume in gas calculations, applications of real gas relationship in gas calculation.

UNIT II**9**

Stoichiometric principles, Application of material balance to unit operations like distillation, evaporation, crystallisation, drying etc., - Material balance with chemical reaction – Limiting and excess reactants – recycle – bypass and purging – Unsteady state material balances.

UNIT III**9**

Calculation of absolute humidity, molal humidity, relative humidity and percentage humidity – Use of humidity in condensation and drying – Humidity chart, dew point.

UNITIV**9**

Heat capacity of solids, liquids, gases and solutions, use of mean heat capacity in heat calculations, problems involving sensible heat and latent heats, evaluation of enthalpy. Standard heat of reaction, heats of formation, combustion, solution, mixing etc., calculation of standard heat

of reaction – Effect of pressure and temperature on heat of reaction –Energy balance for systems with and without chemical reaction.

UNIT V

9

Determination of Composition by Orsat analysis of products of combustion of solid, liquid and gas fuels – Calculation of excess air from orsat technique, problems on sulphur and sulphur burning compounds – Application of Process simulators in energy and material balance problems.

TOTAL: 45 PERIODS

COURSE OUTCOMES: (Cos)

1. Understand the fundamentals of system of units, apply ideal gas law to solve problems in pure components and mixtures.
2. Apply stoichiometric principles to solve problems and write material balance for different process equipments.
3. Understand and apply basics of humidity to solve problems in humidification and other processes.
4. Understand and apply the basics of energy balance concepts to solve to different chemical processes.
5. Understand the basics of fuels and combustion, to solve problems on combustion of various fuels and also to find excess air.
6. Apply the above knowledge in process flow sheeting calculations.

TEXT BOOKS:

1. Himmelblau, D.M., "Basic Principles and Calculations in Chemical Engineering", EEE Sixth Edition, Prentice Hall Inc., 2003
2. Felder, R. M. and Rousseau, R. W., "Elementary Principles of Chemical Processes", 3rd Edn., John Wiley & Sons, New York, 2000.
3. Bhatt, B.L., Vora, S.M., "Stoichiometry ", 4th Edition, Tata McGraw-Hill (2004)

REFERENCES:

1. Hougen O A, Watson K M and Ragatz R A, "Chemical process principles" Part I, CBS publishers (1973).
2. Venkatramani. V, Anatharaman. N and Meera Shariffa Begam " Process Calculations" Printice Hall of India, New Delhi,
3. K.V.Narayanan, B.Lakshmipathy,"Stoichiometry and ProcessCalculation", PHI Learning Ltd.(2013).

PROGRESS THROUGH KNOWLEDGE

Course Articulation Matrix

Course Outcomes	Statement	PROCESS CALCULATIONS													
		PO1	PO2	PO3	PO4	PO5	PO6	PO7	PO8	PO9	PO10	PO11	PO12	PSO1	PSO2
CO1	Understand the fundamentals of system of units, apply ideal gas law to solve problems in pure components and mixtures.	3	3	1	1	1	-	-	-	-	-	-	1	3	1
CO2	Apply stoichiometric principles to solve problems and write material balance for different process equipments.	3	3	1	1	1	-	-	-	-	-	-	1	3	1
CO3	Understand and apply basics of humidity to solve problems in humidification and other processes.	3	3	1	1	1	-	-	-	-	-	-	1	3	1
CO4	Understand and apply the basics of energy balance concepts to solve to different chemical processes	3	3	1	1	2	-	-	-	-	-	-	1	3	1
CO5	Understand the basics of fuels and combustion, to solve problems on combustion of various fuels and also to find excess air.	3	3	1	1	2	-	1	-	-	-	-	1	3	1
CO6	Apply the above knowledge in process flow sheeting calculations.	2	2	1	-	2	-	1	-	-	-	-	1	3	3
Overall CO		3	3	2	1	2	0	1	0	0	0	0	1	3	1

1, 2 and 3 are correlation levels with weightings as Slight (Low), Moderate (Medium) and Substantial (High) respectively.

OBJECTIVES:

To impart to the student knowledge on

- Fluid properties, fluid statics, dynamic characteristics for through pipes and porous medium.
- Flow measurement and fluid machineries.

UNIT I PROPERTIES OF FLUIDS AND CONCEPT OF PRESSURE 9

Introduction – Physical properties of fluids – Types of fluids – Fluid statics and its applications - Hydrostatic equilibrium – Pressure measurement - Rheological properties of fluids.

UNIT II MOMENTUM BALANCE AND ITS APPLICATIONS 9

Basic equation of fluid flow –Mass balance in a flowing fluid; continuity- Differential momentum balance; Equations of motion - macroscopic momentum balances -Bernoulli's equation – Correction for fluid friction – Correction for pump work - Velocity potential - Reynolds experiment and significance.

UNIT III DIMENSIONAL ANALYSIS 9

The principle of dimensional homogeneity – dimensional analysis, Rayleigh method and the Pi theorem - non-dimensional action of the basic equations - similitude – relationship between dimensional analysis and similitude.

UNIT IV FLOW OF INCOMPRESSIBLE FLUIDS THROUGH DUCTS 9

Flow of incompressible fluids in pipes – Shear stress and skin friction in pipes -laminar flow in pipes and channels –Velocity profile and friction factor for smooth and rough pipes – Loss due to friction in pipes and Fittings – Fluidization – Mechanism – Types – General properties – Applications. Flow past immersed bodies, Drag and Drag coefficient, Flow through beds of solids – Ergun's Equation.

UNIT V TRANSPORTATION AND METERING 9

Measurement of fluid flow – Orifice meter – Venturimeter – Rotameter – Weirs and notches – Transportation of fluids – Positive displacement pumps – Rotary and Reciprocating pumps – Centrifugal pumps – Performance and characteristics.

TOTAL: 45 PERIODS

OUTCOMES:

- CO1:Understand the fundamental properties of fluids, stress-strain relationship in fluids, and its characteristics under static conditions and establish force balance in static systems.
- CO2: Apply Bernoulli principle, Navier - Stokes equation and compute pressure variation in static fluid.
- CO3: Use of dimensional analysis to derive relationships among process or system variables. Further they would develop dimensionless groups that help in scale-up studies.
- CO4: Understand the different types of flow conditions in fixed bed and fluidized beds.
- CO5: Describe function of flow metering devices, apply Bernoulli equation to determine the performance of flow-metering devices and also analyze the performance aspects of fluid machinery such as pumps.
- CO6:Understand the impact of technology change and also develop responsibilities to the professional engineering practices.

TEXT BOOKS:

1. Noel de Nevers, "Fluid Mechanics for Chemical Engineers ", Second Edition, McGraw-Hill, (1991).
2. Munson, B. R., Young, D.F., Okiishi, T.H. "Fundamentals of Fluid Mechanics", 5th Edition", John Wiley, 2006.

3. McCabe W.L, Smith, J C and Harriot. P “Unit operations in Chemical Engineering”, McGraw Hill, VII Edition, 2005

REFERENCES:

1. White, F.M., “Fluid Mechanics “, IV Edition, McGraw-Hill Inc., 1999.
2. James O Wilkes and Stacy G Bike, “Fluid Mechanics for Chemical Engineers’ Prentice Hall PTR (International series in Chemical Engineering) (1999)



Course Articulation Matrix

Course Outcome s	Statement	Program Outcome													
		PO1	PO2	PO3	PO4	PO5	PO6	PO7	PO8	PO9	PO10	PO11	PO12	PSO1	PSO2
CO1	Understand the fundamental properties of fluids, stress-strain relationship in fluids, and its characteristics under static conditions and establish force balance in static systems.	2	3	1	2	1	-	-	-	-	-	-	-	3	2
CO2	Apply Bernoulli principle, Navier - Stokes equation and compute pressure variation in static fluid.	2	3	2	3	2	-	-	-	-	-	-	-	3	2
CO3	Use of dimensional analysis to derive relationships among process or system variables. Further they would develop dimensionless groups that help in scale-up studies	2	3	3	3	2	-	-	-	-	-	-	2	3	2
CO4	Understand the different types of flow conditions in fixed bed and fluidized beds.	2	-	3	3	2	-	-	-	-	-	-	3	3	2
CO5	Describe function of flow metering devices, apply Bernoulli equation to determine the performance of flow-metering devices and also analyze the performance aspects of fluid machinery such as pumps.	2	3	3	3	2	1	-	-	-	-	-	2	3	2
CO6	Understand the impact of technology change and also develop responsibilities to the professional engineering practices.	2	2	2	-	2	1	-	1	2	-	-	2	3	2
Overall CO		2	2	2	2	2	0	0	0	0	0	0	2	3	2

1, 2 and 3 are correlation levels with weightings as Slight (Low), Moderate (Medium) and Substantial (High) respectively.

OBJECTIVE:

- To make the students to learn the primary refining operation of crude oil and testing of petroleum products and its treatment techniques.

UNIT I CRUDE OIL COMPOSITION AND CLASSIFICATION 9

Theories behind the Origin of petroleum – Exploration and production of petroleum – Basics of hydrocarbon chemistry – Composition of crude oil – Impurities present in crude oil – Crude oil classification and its characteristics – Crude oil properties, Crude oil assay – Indigenous and imported crudes – Crude availability Vs demands – Refining capacity of India.

UNIT II TESTING OF PETROLEUM PRODUCTS 9

IS 1448: Standard – Important commercial petroleum products: LPG, Gasoline, Kerosene, ATF, Diesel, and Lube oil – Specifications, Important testing methods and their Significance.

UNIT III CRUDE PROCESSING 9

Pretreatment of crude oil – Dehydration and desalting – Types of fractionating column – Types of trays – Flow pattern in the trays – Products separation using Atmospheric distillation – Vacuum distillation of residue products – Reflux types and its significance.

UNIT IV LUBE DISTILLATE TREATMENT TECHNIQUES 9

Lubricating oil classification and its uses – Production of lubricating oils from vacuum distillates with different treatment techniques: Solvent extraction, Deasphalting, Dewaxing, Catalytic dewaxing and Hydrofining process – Industrial Grease – Manufacture of Calcium Grease.

UNIT V WAX AND BITUMEN PROCESSING TECHNIQUES 9

Paraffinic wax: Classification and its uses, Petroleum jelly manufacture – Bitumen: Types and their properties – Bitumen Testing: Ductility, Penetration Index and Softening point – Asphalt manufacture: Air blowing technology.

TOTAL: 45 PERIODS**OUTCOME:**

- CO1. Have knowledge on crude composition, types and their characteristics primary refining operations.
- CO2. Be able to analyse the suitability of test methods to check the quality of crude oil and its products.
- CO3. Have knowledge on the concept of separating crude products using fractionating column
- CO4. Have knowledge on the significance of units present in the lube complex.
- CO5. Have knowledge on the classification, production and uses of wax and bitumen.
- CO6. Be able to identify the role of additives added in the commercial products of petroleum.

TEXT BOOKS:

- Ram Prasad, "Petroleum Refining Technology", Khanna Publishers.2008
- Bhaskara Rao, B.K., "Modern Petroleum Refining Processes", 6th edition, Oxford and IBH Publishing Company Pvt. Ltd. 2018.

REFERENCES:

- James H. Gary and Glenn E. Handwerk., "Petroleum Refining Technology and Economics", 4th Edition, Marcel Dekker Inc., 2001.
- Nelson, W.L., "Petroleum Refinery Engineering", McGraw Hill Publishing Company Limited, 1985.
- Hobson, G.D., "Modern Petroleum Refining Technology", 5th Edition, John Wiley Publishers, 1984

Course Articulation Matrix: PETROLEUM PRIMARY PROCESSING TECHNOLOGY

Course Outcomes	Statement	Program Outcome													
		PO 1	PO 2	PO 3	PO 4	PO 5	PO 6	PO 7	PO 8	PO 9	PO 10	PO 11	PO 12	PSO 1	PSO 2
CO1	Acquire knowledge on crude composition, types, characteristics and current trends	3	1	1	2	-	-	-	-	-	-	-	-	2	3
CO2	Analyse the suitability of test methods to check the quality of petroleum products	3	3	2	2	3	-	-	-	-	-	-	2	2	3
CO3	Understand the concept of separating crude products using fractionating column	3	2	2	1	-	2	1	-	-	-	-	2	2	3
CO4	Understand the significance of units present in the lube complex and its operation	3	3	2	3	1	2	1	-	-	-	-	2	2	-
CO5	Understand the classification, production, testing methods and uses of wax and bitumen	3	3	1	1	2	2	1	-	-	-	-	2	2	3
CO6	Identify the role of additives used in the commercial products of petroleum	2	2	2	1	2	3	3	-	-	-	-	3	2	2
Overall CO		3	3	2	2	1	2	1	0	0	0	0	2	2	2

1, 2 and 3 are correlation levels with weightings as Slight (Low), Moderate (Medium) and Substantial (High) respectively



OBJECTIVE:

The course is aimed to

- Teach the fundamental concepts of heat transfer viz., conduction, convection, radiation, boiling and condensation and its application to the students

UNIT I**9**

Importance of heat transfer in Chemical Engineering operations - Modes of heat transfer ; One dimensional steady state heat conduction through plane and composite walls, hollow cylinder and spheres - Thermal conductivity measurement-effect of temperature on thermal conductivity; Heat transfer in extended surfaces; Transient heat conduction

UNIT II**11**

Concepts of heat transfer by convection - Natural and forced convection, Hydrodynamic and thermal Boundary layers; analogies between transfer of momentum and heat - Reynold's analogy, Prandtl and Colburn analogy. Dimensional analysis in heat transfer, heat transfer coefficient for flow through a pipe, flow past flat plate.

UNIT III**9**

Heat Exchangers – classification and design, overall and individual film coefficients, mean temperature difference, LMTD correction factor for multiple pass exchanger, NTU and efficiency of Heat exchangers

UNIT IV**8**

Heat transfer to fluids with phase change - heat transfer from condensing vapours, drop wise and film wise condensation, Nusselt equation for vertical and horizontal tubes, condensation of superheated vapours, Heat transfer to boiling liquids - mechanism of boiling, nucleate boiling and film boiling

UNIT V**8**

Evaporation- single and multiple effect operation, material and Energy balance in evaporators, boiling point elevation, Duhring's rule. Radiation heat transfer - Black body radiation, Emissivity, Stefan - Boltzman law, Plank's law, radiation between surfaces.

TOTAL: 45 PERIODS**OUTCOMES:**

On the completion of the course students are expected to

- CO1: Familiarize the students with the fundamental concepts of Heat Transfer. provide the student with knowledge about heat transfer by conduction in solids for steady state.
- CO2: Understand convective heat transfer and use of heat transfer coefficients for laminar and turbulent flows
- CO3: Students will be able to calculate and use overall heat transfer coefficients in designing heat exchangers
- CO4 : The course provides the student with knowledge about heat transfer with phase change (boiling and condensation) and evaporation
- CO5: Students will understand radiative heat transfer including blackbody radiation and Kirchoff's law, and will be able to solve radiative problems apply knowledge of heat transfer to solve thermal engineering problems

TEXT BOOKS:

1. Holman, J. P., 'Heat Transfer', 10th Edn., McGraw Hill, 2010.
2. Ozisik, M. N., Heat Transfer: A Basic Approach, McGraw-Hill, 1984
3. Kern, D.Q., "Process Heat Transfer", McGraw-Hill, 1999.
4. B.K. Dutta, Heat transfer principles and applications, PHI Learning PVT Ltd, 2016

REFERENCES:

1. McCabe, W.L., Smith, J.C., and Harriot, P., "Unit Operations in Chemical Engineering", 6th Edn., McGraw-Hill, 2001.
2. Coulson, J.M. and Richardson, J.F., "Chemical Engineering " Vol. I, 4th Edn., Asian Books Pvt. Ltd., India, 1998



Course Articulation Matrix: HEAT TRANSFER

Course Outcomes	Program Outcome														
	Statements	PO 1	PO2	PO3	PO4	PO5	PO6	PO 7	PO8	PO 9	PO 10	PO1 1	PO 12	PS O1	PS O 2
CO1	familiarize the students with the fundamental concepts of Heat Transfer. provide the student with knowledge about heat transfer by conduction in solids for steady state.	3	3	3	2	1	1	-	-	-	-	-	1	2	2
CO2	understand convective heat transfer and use of heat transfer coefficients for laminar and turbulent flows	2	2	3	3	2	1	-	1	1	1	1	-	1	2
CO3	Students will be able to calculate and use overall heat transfer coefficients in designing heat exchangers	3	2	2	2	2	1	1	1	1	1	-	1	1	1
CO4	The course provides the student with knowledge about heat transfer with phase change (boiling and condensation) and evaporation	2	2	3	2	3	1	1	-	-	-	-	2	2	1
CO5	Students will understand radiative heat transfer including blackbody radiation and Kirchoff's law, and will be able to solve radiative problems apply knowledge of heat transfer to solve thermal engineering problems	2	3	3	2	3	1	1	-	1	-	1	1	2	2
OVERALL CO		3	2	3	3	2	2	1	1	1	1	1	1	2	2

1, 2 and 3 are correlation levels with weightings as Slight (Low), Moderate (Medium) and Substantial (High) respectively

OBJECTIVE:

- To impart knowledge in the field of particle size reduction and also deals with the detail construction and working of equipment's used for mechanical operations.

UNIT I PARTICLE CHARACTERIZATION AND MEASUREMENT 9

General characteristics of solids, different techniques of size analysis- Static – Image analysis and Dynamic analysis – Light scattering techniques, shape factor, surface area determination, estimation of particle size. Advanced particle size analysis techniques. Screening methods and equipment, screen efficiency, ideal and actual screens.

UNIT II PARTICLE SIZE REDUCTION AND SIZE ENLARGEMENT 9

Laws of size reduction, energy relationships in size reduction, methods of size reduction, classification of equipments, crushers, grinders, disintegrators for coarse, intermediate and fine grinding, power requirement, work index; Advanced size reduction techniques – Nano particle fabrication – Top down approach – Bottom-up approach. Size enlargement – Importance of size enlargement, principle of granulation, briquetting, palletization, and flocculation. Fundamentals of particle generation.

UNIT III PARTICLE SEPARATION (GAS-SOLID AND LIQUID-SOLID SYSTEM) 9

Gravity settling, sedimentation, thickening, elutriation, double cone classifier, rake classifier, bowl classifier. Centrifugal separation – continuous centrifuges, super centrifuges, design of basket centrifuges; industrial dust removing equipment, cyclones and hydro cyclones, electrostatic and magnetic separators, heavy media separations, floatation, jigging

UNIT IV FILTRATION AND FILTRATION EQUIPMENTS 9

Theory of filtration, Batch and continuous filters, Flow through filter cake and filter media, compressible and incompressible filter cakes, filtration equipments – selection, operation and design of filters and optimum cycle of operation, filter aids.

UNIT V MIXING AND PARTICLE HANDLING 9

Mixing and agitation – Mixing of liquids (with or without solids), mixing of powders, selection of suitable mixers, power requirement for mixing. Storage and Conveying of solids – Bunkers, silos, bins and hoppers, transportation of solids in bulk, Powder hazards, conveyer selection, different types of conveyers and their performance characteristics.

TOTAL: 45 PERIODS**OUTCOME:**

At the end of this course, the students will be able to

- Determine and Estimate various properties of particulates, particle size using advanced analysis techniques
- Understand the overview of equipment design used for size reduction, and understand the importance of size enlargement.
- Examine and identify various separation and purification equipment for solid-solid, solid-liquid and solid-gas system.
- Categorize various filters and problems associated during the implementation and applications of filtration equipments
- Analyze and understand the working of various types of impellers, mixers, Handling, Storage and Transportation of Solids.
- Know the future challenges and obtain knowledge on various unit operations and their applications

TEXT BOOKS:

- McCabe, W.L., Smith, J.C., and Harriot, P., "Unit Operations in Chemical Engineering", 7th Edn., McGraw-Hill, 2005.

2. Badger W.L. and Banchero J.T., "Introduction to Chemical Engineering", Tata McGraw Hill, 1997.
3. Foust, A. S., Wenzel, L.A., Clump, C.W., Naus, L., and Anderson, L.B., "Principles of Unit Operations", 2nd Edn., John Wiley & Sons, 1994.
4. Hiroaki Masuda , KoHigashitani and Hideto Yoshida, Powder Technology Handbook, 3rd Edition.

REFERENCES:

1. Coulson, J.M. and Richardson, J.F., "Chemical Engineering" Vol. II, 4th Edn., Asian Books Pvt. Ltd., India, 1998.
2. Christie J. Geankoplis, Transport processes and unit operations.
3. Sunggyu Lee, Kimberly H. Henthorn, Particle Technology and Applications.
4. Martin Rhodes, Introduction to Particle Technology, Second Edition.



Course Articulation Matrix

Course Outcomes	Statement	Program Outcome													
		PO1	PO2	PO3	PO4	PO5	PO6	PO7	PO8	PO9	PO10	PO11	PO12	PSO1	PSO2
CO1	Determine and Estimate various properties of particulates, particle size using advanced analysis techniques	1	-	-	1	-	-	-	-	-	3	1	3	3	2
CO2	Understand the overview of equipment design used for size reduction, and understand the importance of size enlargement.	1	2	3	1	2	-	-	-	2	3	2	3	2	2
CO3	Examine and identify various separation and purification equipment for solid-solid, solid-liquid and solid-gas system.	1	1	1	1	1	-	-	-	2	3	2	3	2	3
CO4	Categorize various filters and problems associated during the implementation and applications of filtration equipments	1	1	1	1	1	-	-	-	2	3	2	3	2	2
CO5	Analyze and understand the working of various types of impellers, mixers, Handling, Storage and Transportation of Solids.	1	1	1	1	1	-	-	-	2	3	2	3	2	3
CO6	Know the future challenges and Obtain knowledge on various unit operations and their applications	1	1	-	-	-	1	1	-	2	3	-	3	3	2
Overall CO		1	1	1	1	1	-	-	-	2	3	2	3	2	2

1, 2 and 3 are correlation levels with weightings as Slight (Low), Moderate (Medium) and Substantial (High) respectively.

OBJECTIVE:

- To enable the students to develop a sound working knowledge on different types of heat transfer equipments.

LIST OF EXPERIMENTS

1. Heat Transfer in a Double Pipe Heat Exchanger
2. Heat transfer in Shell and Tube Heat Exchanger
3. Heat Transfer in a Bare and Finned Tube Heat Exchanger
4. Heat transfer in composite wall
5. Heat transfer by Forced / Natural Convection
6. Heat Transfer by Radiation – Determination of Stefan Boltzmann constant
7. Heat Transfer by Radiation – Emissivity measurement
8. Heat transfer in Open Pan Evaporator
9. Heat transfer by Single effect evaporation / Multiple effect evaporation
10. Boiling Heat Transfer
11. Heat Transfer through Packed Bed
12. Heat Transfer in a Horizontal Condenser / Vertical Condenser
13. Heat Transfer in Helical Coils
14. Heat Transfer in Agitated Vessels

TOTAL: 60 PERIODS**Minimum 10 experiments to be offered****OUTCOME:**

- CO1 : Understand the concepts of heat transfer equipments.
CO2 : Estimate the heat transfer rate and heat transfer co-efficient for heat exchangers.
CO3 : Perform and compare heat transfer operations.
CO4 : Evaluate the parameters in heat transfer equipments.
CO5 : Analyze the heat transfer data from experiments.
CO6 : Solve engineering problems effectively as an individual as well as team work.



PROGRESS THROUGH KNOWLEDGE

Course Articulation Matrix: HEAT TRANSFER LABORATORY

Course Outcomes	Statement	Program Outcome													
		PO1	PO2	PO3	PO4	PO5	PO6	PO7	PO8	PO9	PO10	PO11	PO12	PSO1	PSO2
CO1	Understand the concepts of heat transfer equipments	3	3	-	1	-	-	-	-	2	1	2	1	3	2
CO2	Estimate the heat transfer rate and heat transfer co-efficient for heat exchangers	3	3	-	1	-	-	-	-	2	1	2	2	3	2
CO3	Perform and compare heat transfer operations.	3	3	-	1	-	-	-	-	2	1	2	2	3	2
CO4	Evaluate the parameters in heat transfer equipments	3	3	-	1	-	-	-	-	2	1	2	2	3	2
CO5	Analyze the heat transfer data from experiments.	3	3	-	2	-	-	-	-	2	1	2	2	3	2
CO6	Solve engineering problems effectively as an individual as well as team work	3	3	-	2	-	-	-	-	2	1	2	3	3	2
Overall CO		3	3	0	1	0	0	0	0	2	1	2	2	3	2

1, 2 and 3 are correlation levels with weightings as Slight (Low), Moderate (Medium) and Substantial (High) respectively

OBJECTIVES:

- To learn experimentally to calibrate flow meters, find pressure loss for fluid flows and determine pump characteristics.
- Students develop a sound working knowledge on different types of crushing equipments and separation characteristics of different mechanical operation separators.

LIST OF EXPERIMENTS – Phase – I (minimum 5 Experiments to be conducted)

1. Calibration of constant and variable head meters
2. Open drum orifice and draining time
3. Flow through straight pipe
4. Flow through annular pipe
5. Flow through helical coil and spiral coil
6. Characteristic curves of pumps
7. Pressure drop studies in packed column

LIST OF EXPERIMENTS – Phase- II (minimum 5 Experiments to be conducted)

1. Sieve analysis
2. Batch filtration studies using a Leaf filter
3. Batch filtration studies using a Plate and Frame Filter press
4. Characteristics of batch Sedimentation
5. Reduction ratio in Jaw Crusher
6. Reduction ratio in Ball mill
7. Separation characteristics of Cyclone separator
8. Reduction ratio of Roll Crusher
9. Drop weight crusher
10. Drag on Sphere
11. Effectiveness of screen

TOTAL: 60 PERIODS**OUTCOMES:**

- CO1: Correlate the difference between fixed and fluidized bed columns and its application.
- CO2: Select pumps for the transportation of fluids based on process conditions/requirements and fluid properties
- CO3: Compare the results of theoretical analytical models to the actual behavior of real fluid flows and draw sustainable conclusions
- CO4: Determine the size analysis in solid- solid separation systems
- CO5: Evaluate the size reduction and various crushing parameters
- CO6: Work effectively as a team with commitment to the professional ethics among the peer group involved.

Course Articulation Matrix

Course Outcomes	Statement	Program Outcome												PSO1	PSO2	
		PO1	PO2	PO3	PO4	PO5	PO6	PO7	PO8	PO9	PO10	PO11	PO12			
CO1	Correlate the difference between fixed and fluidized bed columns and its application	3	3	3	1	2	-	-	-	-	-	-	-	1	3	3
CO2	Select pumps for the transportation of fluids based on process conditions/requirements and fluid properties	2	3	3	3	2	-	-	-	-	-	-	-	1	3	3
CO3	Compare the results of theoretical analytical models to the actual behavior of real fluid flows and draw sustainable conclusions	3	3	3	3	2	-	-	-	-	-	-	-	2	3	3
CO4	Determine the size analysis in solid- solid separation systems	2	3	1	3	2	-	-	-	-	-	-	-	3	3	3
CO5	Evaluate the size reduction and various crushing parameters	2	3	-	3	2	-	-	-	-	-	-	-	-	3	3
CO6	Work effectively as a team with commitment to the professional ethics among the peer group involved.	-	2	1	1	2	-	-	3	3	-	-	-	3	3	

1, 2 and 3 are correlation levels with weightings as Slight (Low), Moderate (Medium) and Substantial (High) respectively.

PROGRESS THROUGH KNOWLEDGE

OBJECTIVES:

To be proficient in important Microsoft Office tools: MS WORD, EXCEL, POWERPOINT.

- To be proficient in using MS WORD to create quality technical documents, by using standard templates, widely acceptable styles and formats, variety of features to enhance the presentability and overall utility value of content.
- To be proficient in using MS EXCEL for all data manipulation tasks including the common statistical, logical, mathematical etc., operations, conversion, analytics, search and explore, visualize, interlink, and utilizing many more critical features offered
- To be able to create and share quality presentations by using the features of MS PowerPoint, including: organization of content, presentability, aesthetics, using media elements and enhance the overall quality of presentations.

MS WORD:**10 Hours**

Create and format a document

Working with tables

Working with Bullets and Lists

Working with styles, shapes, smart art, charts

Inserting objects, charts and importing objects from other office tools

Creating and Using document templates

Inserting equations, symbols and special characters

Working with Table of contents and References, citations

Insert and review comments

Create bookmarks, hyperlinks, endnotes footnote

Viewing document in different modes

Working with document protection and security

Inspect document for accessibility

MS EXCEL:**10 Hours**

Create worksheets, insert and format data

Work with different types of data: text, currency, date, numeric etc.

Split, validate, consolidate, Convert data

Sort and filter data

Perform calculations and use functions: (Statistical, Logical, Mathematical, date, Time etc.)

Work with Lookup and reference formulae

Create and Work with different types of charts

Use pivot tables to summarize and analyse data

Perform data analysis using own formulae and functions

Combine data from multiple worksheets using own formulae and built-in functions to generate results

Export data and sheets to other file formats

Working with macros

Protecting data and Securing the workbook

MS POWERPOINT:**10 Hours**

Select slide templates, layout and themes

Formatting slide content and using bullets and numbering

Insert and format images, smart art, tables, charts

Using Slide master, notes and handout master

Working with animation and transitions

Organize and Group slides

Import or create and use media objects: audio, video, animation

Perform slideshow recording and Record narration and create presentable videos

TOTAL: 30 PERIODS

OUTCOMES:

On successful completion the students will be able to

- Use MS Word to create quality documents, by structuring and organizing content for their day to day technical and academic requirements
- Use MS EXCEL to perform data operations and analytics, record, retrieve data as per requirements and visualize data for ease of understanding
- Use MS PowerPoint to create high quality academic presentations by including common tables, charts, graphs, interlinking other elements, and using media objects.

PE3451**CHEMICAL ENGINEERING THERMODYNAMICS****LT PC
3 0 0 3****OBJECTIVE:**

- To enable the students to learn PVT behaviour of fluids, laws of thermodynamics, thermodynamic property relations and their application to fluid flow, power generation and refrigeration processes.

UNIT I PVT RELATIONS AND FIRST LAW OF THERMODYNAMICS 9

Scope of thermodynamics, basic concepts and definitions, Equilibrium state and phase rule, Energy, Work, Temperature and Zeroth Law of Thermodynamics, reversible and irreversible process, Ideal gas- Equation of State involving ideal and real gas, Law of corresponding states, Compressibility chart, First Law of Thermodynamics and its consequences.

UNIT II SECOND LAW AND THERMODYNAMIC CORRELATIONS 9

Application of first Law of Thermodynamics for Flow and non-flow processes. Limitations of the first Law, statements of second Law of Thermodynamics, Thermodynamic Temperature scale, Entropy, Third law of thermodynamics. Thermodynamic Potentials, thermodynamic correlation, Maxwell relations. Clapeyron equation.

UNIT III SOLUTION THERMODYNAMICS 9

Partial molar properties, ideal and non-ideal solutions, standard states definition and choice, Gibbs-Duhem equation, activity and property change of mixing, excess properties of mixtures. Activity coefficient-composition models.

UNIT IV PHASE EQUILIBRIA 9

Phase equilibrium in ideal solution, excess Gibbs free energy models, Henry's law, fugacity, Vapor-Liquid Equilibrium at low, moderate and high pressures; bubble and dew point calculation, thermodynamic consistency test of VLE data, Phase diagrams for homogeneous systems and for systems with a miscibility gap, effect of temperature and pressure on azeotrope composition, liquid-liquid equilibrium.

UNIT V REACTION EQUILIBRIA 9

Chemical Reaction Equilibrium of single and multiple reactions, Standard Gibbs free change, equilibrium constant-effect of temperature; homogeneous gas and liquid phase reactions.

TOTAL: 45 PERIODS**OUTCOME:**

Upon successful completion of the course, the students would be able to

- Understand PVT relations and first law of thermodynamics
- Apply second law and analyse the feasibility of system/devices
- Understand the systematic development of new class of properties to describe real mixtures
- Develop the idea of chemical potential to derive the idea of phase equilibria
- Understand the principle of chemical reaction thermodynamics for the prediction of


equilibrium conversion.

TEXT BOOKS:

1. Sonntag, Borgnakke, Van Wylen, Fundamentals of Thermodynamics, 7th Edition, Wiley India, New Delhi, 2009.
2. Narayanan, K.V. A Textbook of Chemical Engineering Thermodynamics Prentice Hall India, 2004
3. Smith, van Ness and Abbott, "Chemical Engineering Thermodynamics", 7th Edition, McGraw Hill, New York, 2005

REFERENCES:

1. S. I. Sandler, Chemical, Biochemical and Engineering Thermodynamics, Wiley New York, 2006
2. Y V C Rao, "Chemical Engineering Thermodynamics", Universities Press, Hyderabad 2005.
3. Pradeep Ahuja, "Chemical Engineering Thermodynamics", PHI Learning Ltd (2009).
4. Gopinath Halder, "Introduction to Chemical Engineering Thermodynamics", PHI Learning Ltd (2009).



Course Articulation Matrix

Course Outcomes	Statement	CHEMICAL ENGINEERING THERMODYNAMICS													
		PO 1	PO 2	PO 3	PO 4	PO5	PO6	PO7	PO8	PO9	PO10	PO11	PO12	PSO1	PSO2
CO1	Understand PVT relations and first law of thermodynamics	3	3	1	1	1	-	-	-	-	-	-	1	3	1
CO2	Apply second law and analyse the feasibility of system/devices	3	3	1	1	1	-	-	-	-	-	-	1	3	1
CO3	Understand the systematic development of new class of properties to describe real mixtures	3	3	1	1	1	-	-	-	-	-	-	1	3	1
CO4	Develop the idea of chemical potential to derive the idea of phase equilibria	3	3	1	2	1	-	-	-	-	-	-	1	3	1
CO5	Understand the principle of chemical reaction thermodynamics for the prediction of equilibrium conversion.	3	3	1	1	1	-	-	-	-	-	-	1	3	1
Overall CO		3	3	1	1	1	0	0	0	0	0	0	1	3	1

1, 2 and 3 are correlation levels with weightings as Slight (Low), Moderate (Medium) and Substantial (High) respectively.

PROGRESS THROUGH KNOWLEDGE

OBJECTIVE:

- Students will learn the process involving to convert one form of hydrocarbon into another form of hydrocarbon to meet the customer requirement using cracking, reforming, alkylation, isomerization and polymerization unit processes.

UNIT I VISBREAKING, THERMAL CRACKING AND COKING 9

Need and significance of Secondary Processing - Types and functions of Secondary Processing – Visbreaking: Principle - Process flow schemes - Coil type, Soaker drum Processes, operating parameters and advantages – Factors influencing visbreaking process.

Thermal Cracking: Process flow schemes, Reaction chemistry and free radical mechanisms, Factors influencing thermal cracking process.

Coking : Principle – Types – Advantages - Process flow schemes - Delayed Coking, Fluid Coking and Flexi-Coking processes - Factors influencing coking process

UNIT II CATALYTIC CRACKING AND HYDRO CRACKING 9

Catalytic Cracking: Principle - Advantages - Process flow schemes - Batch process and Continuous process - Fixed bed, Moving bed and Fluidized bed catalytic cracking process, Reaction chemistry and carbonium ion mechanisms, Factors influencing catalytic cracking process. Commercial Catalyst.

Hydro Cracking: Principle - Advantages - Process flow schemes - Reaction chemistry - Factors influencing hydro cracking process - Commercial Catalyst

UNIT III CATALYTIC REFORMING AND POLYMERIZATION 9

Reforming: Principle - Advantages - Process flow schemes - Batch process and Continuous process - Reaction chemistry – Favourable and unfavourable reactions - Factors influencing reforming process - Commercial Catalyst Other commercial reforming process like Platforming, Houdri Forming, Rhein Forming, Power Forming, Selecto Forming. Ultra Forming and Rex Forming Polymerization: Principle - Advantages - Process flow schemes - Reaction chemistry and mechanisms, Factors influencing polymerization process - Commercial Catalyst.

UNIT IV ALKYLATION AND ISOMERIZATION 9

Alkylation Process: Principle - Advantages - Process flow schemes - Sulphuric Acid Alkylation, Hydrofluoric Acid Alkylation - Reaction chemistry, Factors influencing alkylation process - catalyst selection.

Isomerization Process: Principle - Advantages - Process flow schemes - Platinum Catalyst and Aluminium Chloride Process - Reaction chemistry, Factors influencing alkylation process - catalyst selection.

UNIT V FINAL TREATMENT TECHNIQUES 9

Acid gas and Sulphur Removal Techniques: Hydro Desulphurization Processes, Merox process, Metal Oxide process-Iron sponge process, Zinc Oxide process – Chem sweet process, Sulfa Check process, Amine process / Girbotol process and Molecular sieve process. Sulphur recovery using claus process.

TOTAL : 45 PERIODS**OUTCOME:**

On completion of the course, the students would be able to

- CO1.** Understand the need of different secondary process and demonstrate appropriate technologies available to meet the specified needs of the petroleum products.
- CO2.** Select appropriate technologies to meet the specified needs of lighter petroleum products from heavier feed
- CO3.** Select appropriate technologies and different flow sheet to get aromatic and olefin compounds from paraffinic feed and getting heavier products from lighter feed


- CO4.** Understand different flow sheets, and appropriate technologies to maximize gasoline yield and quality.
- CO5.** Select appropriate technologies to get cleaner products and demonstrate knowledge on various application of specialty products obtained from crude oil
- CO6.** Optimization of product blending for quality and quantity improvement.

TEXT BOOKS:

1. Jones, D.S.J. and Pujadó, P.R., Handbook of petroleum processing, Springer, The Netherlands, 2006
2. Nelson, W. L "Petroleum Refinery Engineering", McGraw Hill Publishing Company Limited, 1985.
3. Watkins, R. N "Petroleum Refinery Distillations", 2nd Edition, Gulf Publishing Company, Texas, 1981.

REFERENCES:

1. Parkash, S., Refining processes handbook, Gulf Professional Publishing, 2003
2. Hobson, G. D "Modern Petroleum Refining Technology", 4th Edition, Institute of Petroleum, U. K. 1973.



Course Articulation Matrix: PETROLEUM SECONDARY PROCESSING TECHNOLOGY

Course Outcomes	Statement	Program Outcome													
		PO 1	PO 2	PO 3	PO 4	PO 5	PO 6	PO 7	PO 8	PO 9	PO 10	PO 11	PO 12	PSO 1	PSO 2
CO1	Understand the need of different secondary process and demonstrate appropriate technologies available to meet the specified needs of the petroleum products	2	3	1	2	1	-	2	-	-	-	-	-	2	3
CO2	Select appropriate technologies and different flow sheet to get the specified needs of lighter petroleum products using thermal catalytic and hydro cracking	2	3	2	3	2	2	2	-	-	-	-	-	2	3
CO3	Select appropriate technologies and different flow sheet to get aromatic and olefin compound using reforming process	2	3	3	3	2	2	2	-	-	-	-	2	2	3
CO4	Understand different flow sheets, and appropriate technologies to maximize gasoline yield and quality by Alkylation and Isomerization.	2	2	3	3	2	2	2	-	-	-	-	3	2	2
CO5	Select appropriate technologies to get cleaner products of petroleum and natural gas	2	3	3	3	2	2	2	-	-	-	-	2	2	3
CO6	Acquiring knowledge on commercial catalyst used cracking, reforming, alkylation, isomerization & polymerization and its recent advancements	2	2	2	-	2	1	2	-	-	-	-	3	2	2
Overall CO		2	3	2	2	2	1	2	0	0	0	0	2	2	2

1, 2 and 3 are correlation levels with weightings as Slight (Low), Moderate (Medium) and Substantial (High) respectively



UNIT I MOLECULAR DIFFUSION 9

Introduction to mass transfer operations; Molecular diffusion in gases, liquids and solids; diffusivity measurement and prediction; multi-component diffusion.

UNIT II CONVECTIVE TRANSFER AND INTERPHASE MASS TRANSFER 9

Eddy diffusion, concept of mass transfer coefficients, theories of mass transfer, different transport analogies, application of correlations for mass transfer coefficients, inter phase mass transfer, relationship between individual and overall mass transfer coefficients.

UNIT III ABSORPTION 9

Gas Absorption and Stripping – Equilibrium; material balance; limiting gas-liquid ratio; tray tower absorber - calculation of number of theoretical stages, tray efficiency, tower diameter; determination of height of packing using HTU and NTU calculations.

UNIT IV DISTILLATION 9

Vapour liquid equilibria - Raoult's law, Principle of distillation - flash distillation, differential distillation, steam distillation, multistage continuous rectification, Number of ideal stages by Mc.Cabe - Thiele method, Total reflux, minimum reflux ratio, optimum reflux ratio.

UNIT V LEACHING & EXTRACTION 9

Liquid - liquid extraction - solvent characteristics-equilibrium stage wise contact calculations for single stage extraction, multi-stage cross current extraction, multi-stage counter current operation. Solid-liquid equilibria- equilibrium diagram for leaching, single stage leaching, multi stage continuous cross current and counter current leaching, stage calculations, stage efficiency.

TOTAL: 45 PERIODS**COURSE OUTCOMES:**

On completion of the course students are expected to

CO1: Understand the fundamentals, types and mechanism of mass transfer operations

CO2: Understand the theories of mass transfer and the concept of inter-phase mass transfer

CO3: Understand concept and determine the theoretical stages, number of transfer units and height requirements for a gas absorption process

CO4: Identify the suitable distillation techniques, determine the number of trays for stage wise contact and determine the height of the packed tower

CO5: Apply the ternary equilibrium diagram concepts for separation of liquid-liquid extraction process, Describe core principles of leaching, estimate the number of ideal stages in leaching operation

TEXT BOOKS:

1. Robert E. Treybal, "Mass Transfer Operations" McGraw Hill Education India
2. Christie John Geankopolis Transport Processes and Separation Process Principles 4th Edition PHI
3. K Asokan, Mass Transfer concepts, University Press

REFERENCES:

1. Warren Mc Cabe, Julian Smith, Peter Harriott, Unit Operations of Chemical Engineering 7th Edition, Mc Graw Hil.
2. J.M.Coulson and J.F. Richardson with J.R.Backhurst and J.H.Harker, "Coulson and Richardson's chemical Engineering", Vol.1, "Fluid Flow, Heat Transfer and Mass Transfer", Butterworth Heinmann, 6th Edition, 2000.

Course articulation matrix

Course Outcomes	Statements	Program Outcome														
		PO 1	PO 2	PO 3	PO 4	PO 5	PO 6	PO 7	PO 8	PO 9	PO 10	PO 11	PO 12	PO 13	PO 14	PO 15
CO1	Understand the fundamentals, types and mechanism of mass transfer operations	3	3	3	-	-	-	-	-	-	-	-	3	3	-	
CO2	Understand the theories of mass transfer and the concept of inter-phase mass transfer	3	3	3	-	-	-	-	-	-	-	-	3	3	-	
CO3	Understand concept and determine the theoretical stages, number of transfer units and height requirements for a gas absorption process	3	3	3	-	-	1	1	1	-	1	-	3	3	2	
CO4	Identify the suitable distillation techniques, determine the number of trays for stage wise contact and determine the height of the packed tower	3	3	3	-	-	1	1	1	-	1	-	3	3	2	
CO5	Apply the ternary equilibrium diagram concepts for separation of liquid-liquid extraction process , Describe core principles of leaching, estimate the number of ideal stages in leaching operation	3	3	3	-	-	1	1	1	-	1	-	3	3	2	
OVERALL CO		3	3	3	-	-	1	1	1	-	1	-	3	3	2	

1, 2 and 3 are correlation levels with weightings as Slight (Low), Moderate (Medium) and Substantial (High) respectively

CPE339

NATURAL GAS AND LNG PROCESSING

L T P C
3 0 0 3

OBJECTIVE:

- To learn the basic concept and properties, composition of natural Gas.
- To impart estimation and production of natural gas.
- To gain knowledge about production of natural gas from condensate oil fields.
- To learn the acid gas treating of natural gas.
- To gain knowledge about dehydration of natural gas and LNG processes.

UNIT I PROPERTIES AND COMPOSITION OF NATURAL GAS

9

Natural gas origin – Composition of natural gas – Sources of Natural gas– Thermodynamics properties – Compressibility factor and chart for natural gas – Heating value and flammability limit of natural gas.

UNIT II ESTIMATION AND PRODUCTION OF NATURAL GAS

9

Estimation of gas reserves by volumetric method – Production of natural gas –Pressure decline method – Problems in the production of natural gas – Field separation.

UNIT III GAS FROM CONDENSATE OIL FIELDS

9

Processing of condensate well fluids – Cycling of gas condensate reservoirs – Sweep patterns – Katy cycling plant.

UNIT IV ACID GAS TREATING OF NATURAL GAS

9

Acid gas removal: Metal oxide process – Slurry process – Amine process –Carbonate washing process – Methanol based process and other process – Sulphur recoveryprocess.

UNIT V DEHYDRATION OF NATURAL GAS AND LNG PROCESSES

9

Dehydration: Glycol dehydration – Solid desiccant dehydration. NGL Recovery: Refrigeration process – Lean oil absorption process – Solid bed adsorption and membrane separation process – NGL fractionation.

TOTAL: 45 PERIODS

COURSE OUTCOMES:

On successful completion of this course, the students would be able to

CO1: Understand Natural gas processing.

CO2: Understand Gas Compression, Gas Gathering and Transport Installation.

CO3: Apply knowledge operation and trouble shootingof natural gas pipelines.

CO4: Understand dehydration of natural gas

CO5: Evaluate LNG processes and operations

CO6: Create new process technology for NGE and LNG processes.

TEXT BOOKS:

1. Katz and Lee “Hand Book of Natural Gas Engineering” McGraw Hill, 1968.
2. Lyons, W.C., “Standard Handbook of Petroleum and Natural Gas Engineering”, Vol.2,Gulf Professional Publishing, Elsevier Inc., 2006.

REFERENCES:

1. Katz, D. L. and Lee, R.L., “Natural Gas Engineering”, McGraw Hill, 1990.
2. Dring, M.M., “The Natural Gas Industry – A Review of World Resources and IndustrialApplications”, Butterworth, 1974.
3. Saied Mokhatab, William A. Poe, and James G. Speight, “Handbook of Natural Gas Transmission and Processing”, Gulf Professional Publishing, Elsevier Inc., 2006.

PROGRESS THROUGH KNOWLEDGE

Course Articulation Matrix: NATURAL GAS AND LNG PROCESSES

Course Outcomes	Statement	PROGRAM OUTCOME													
		PO1	PO 2	PO3	PO4	PO 5	PO 6	PO 7	PO 8	PO9	PO10	PO11	PO12	PSO1	PSO2
CO1	Remembering knowledge about Natural gas processing.	3	3	3	2	2	1	1	-	1	1	1	2	2	2
CO2	Understanding about Natural gas processing, Gas Compression, Gas Gathering and Transport Installation.	3	3	3	2	2	1	1	-	1	1	1	2	2	2
CO3	Appling knowledge about Operation and trouble shooting of natural gas pipelines.	3	3	3	2	2	1	1	-	1	1	1	2	2	2
CO4	Analyzing knowledge about dehydration of natural gas	3	3	3	1	1	1	1	-	1	1	1	2	2	2
CO5	Evaluating LNG processes and operations	3	3	3	3	3	1	1	-	1	1	1	2	2	2
CO6	Creating new process technology for NGE and LNG processes.	3	3	3	2	2	1	1	-	1	1	1	2	2	2
OVERALL CO		3	3	3	2	2	1	1	-	1	1	1	2	2	2

1, 2 and 3 are correlation levels with weightings as Slight (Low), Moderate (Medium) and Substantial (High) respectively

PROGRESS THROUGH KNOWLEDGE

OBJECTIVE:

- To enable the students to gain knowledge on different types of chemical reactors, the design of chemical reactors under isothermal and non-isothermal conditions

UNIT I KINETICS OF HOMOGENEOUS REACTIONS 9

Rate equation, elementary, non-elementary reactions, theories of reaction rate - Arrhenius theory, interpretation of kinetic data, integral and differential analysis.

UNIT II IDEAL REACTORS 9

Design equation for constant and variable volume batch reactors, Design of continuous reactors - stirred tank and tubular flow reactor, recycle reactors, combination of reactors-Equal sized CSTRs in series and parallel - Equal sized PFRs in series and parallel, size comparison of reactors.

UNIT III MULTIPLE REACTIONS 9

Design of reactors for multiple reactions – Series, parallel Reactions - factors affecting choice, optimum yield and conversion, selectivity, reactivity.

UNIT IV NON-ISOTHERMAL REACTORS 9

Heats of reaction and equilibrium conversion from thermodynamics, Non-isothermal homogeneous reactor systems, adiabatic reactors, Material and energy balances in batch reactors, Material and energy balances in plug flow and mixed flow reactors.

UNIT V NON-IDEAL REACTORS 9

Residence time distribution as a factor of performance; residence time functions and relationship between them in reactors; basic models for non-ideal flow-single parameter model, conversion in non-ideal reactors.

TOTAL: 45 PERIODS**COURSE OUTCOMES:**

On completion of course, the students would be able to

- Apply the principles of reaction kinetics, formulate rate equations and analyze the batch reactor data.
- Analyze the experimental kinetic data to select a suitable reactor for a particular application and to work out conversion and space time for different types of reactors.
- Evaluate selectivity, reactivity and yield for parallel and mixed reactions.
- Design isothermal and non-isothermal reactors for homogeneous reactions.
- Examine how far real reactors deviate from the ideal reactors.
- Solve the complex reaction engineering problems.

TEXT BOOKS:

- Levenspiel O, "Chemical Reaction Engineering", Wiley Eastern Ltd., III Edition, 2000.
- Smith, J.M, "Chemical Engineering Kinetics", McGraw Hill, III Edition, 1981.
- Fogler.H.S., "Elements of Chemical Reaction Engineering", Prentice Hall of India Ltd., III Edition, 2000.

REFERENCE:

- Froment. G.F. & K.B.Bischoff, "Chemical Reactor Analysis and Design", John Wiley and Sons, III Edition, 2010.
- Mark E. Davis and Robert J.Davis, Fundamentals of Chemical Reaction Engineering, Mc. GrawHill, 2003.
- Charles G. Hill, Jr., An Introduction to Chemical Engineering Kinetics & Reactor Design, John Wiley& Sons, 1977.

Course Articulation Matrix: CHEMICAL REACTION ENGINEERING

Course Outcomes	Statement	Program Outcomes													
		PO1	PO2	PO3	PO4	PO5	PO6	PO7	PO8	PO9	PO10	PO11	PO12	PSO1	PSO2
CO1	Apply the principles of reaction kinetics, formulate rate equations and analyze the batch reactor data.	3	3	2	2	-	-	-	-	-	-	-	1	3	2
CO2	Analyze the experimental kinetic data to select a suitable reactor.	3	3	3	2	-	-	-	-	-	-	-	-	3	3
CO3	Evaluate selectivity, reactivity and yield for multiple reactions.	2	3	2	3	-	-	-	-	-	-	-	-	2	2
CO4	Design isothermal and non-isothermal reactors for homogeneous reactions.	3	3	2	3	-	-	-	-	-	-	-	-	3	2
CO5	Examine how far real reactors deviate from the ideal reactors.	2	3	3	2	-	2	-	-	-	-	-	-	2	2
CO6	Solve the complex reaction engineering problems.	2	2	1	3	-	-	-	-	-	-	-	-	3	3
Overall CO		3	3	2	3	0	0	0	0	0	0	0	0	3	2

1, 2 and 3 are correlation levels with weightings as Slight (Low), Moderate (Medium) and Substantial (High) respectively

PROGRESS THROUGH KNOWLEDGE

OBJECTIVES:

- To introduce the basic concepts of environment, ecosystems and biodiversity and emphasize on the biodiversity of India and its conservation.
- To impart knowledge on the causes, effects and control or prevention measures of environmental pollution and natural disasters.
- To facilitate the understanding of global and Indian scenario of renewable and nonrenewable resources, causes of their degradation and measures to preserve them.
- To familiarize the concept of sustainable development goals and appreciate the interdependence of economic and social aspects of sustainability, recognize and analyze climate changes, concept of carbon credit and the challenges of environmental management.
- To inculcate and embrace sustainability practices and develop a broader understanding on green materials, energy cycles and analyze the role of sustainable urbanization.

UNIT - I : ENVIRONMENT AND BIODIVERSITY 6

Definition, scope and importance of environment – need for public awareness. Eco-system and Energy flow– ecological succession. Types of biodiversity: genetic, species and ecosystem diversity– values of biodiversity, India as a mega-diversity nation – hot-spots of biodiversity – threats to biodiversity: habitat loss, poaching of wildlife, man-wildlife conflicts – endangered and endemic species of India – conservation of biodiversity: In-situ and ex-situ.

UNIT – II : ENVIRONMENTAL POLLUTION 6

Causes, Effects and Preventive measures of Water, Soil, Air and Noise Pollutions. Solid, Hazardous and E-Waste management. Case studies on Occupational Health and Safety Management system (OHASMS). Environmental protection, Environmental protection acts .

UNIT – III : RENEWABLE SOURCES OF ENERGY. 6

Energy management and conservation, New Energy Sources: Need of new sources. Different types new energy sources. Applications of- Hydrogen energy, Ocean energy resources, Tidal energy conversion. Concept, origin and power plants of geothermal energy.

UNIT - IV : SUSTAINABILITY AND MANAGEMENT 6

Development , GDP ,Sustainability- concept, needs and challenges-economic, social and aspects of sustainability-from unsustainability to sustainability-millennium development goals, and protocols-Sustainable Development Goals-targets, indicators and intervention areas Climate change- Global, Regional and local environmental issues and possible solutions-case studies. Concept of Carbon Credit, Carbon Footprint. Environmental management in industry-A case study.

UNIT - V : SUSTAINABILITY PRACTICES 6

Zero waste and R concept, Circular economy, ISO 14000 Series, Material Life cycle assessment, Environmental Impact Assessment. Sustainable habitat: Green buildings, Green materials, Energy efficiency, Sustainable transports. Sustainable energy: Non-conventional Sources, Energy Cycles-carbon cycle, emission and sequestration, Green Engineering: Sustainable urbanization-Socio-economical and technological change.

TOTAL: 30 PERIODS**OUTCOMES:**

- To recognize and understand the functions of environment, ecosystems and biodiversity and their conservation.
- To identify the causes, effects of environmental pollution and natural disasters and contribute to the preventive measures in the society.
- To identify and apply the understanding of renewable and non-renewable resources and contribute to the sustainable measures to preserve them for future generations.

- To recognize the different goals of sustainable development and apply them for suitable technological advancement and societal development.
- To demonstrate the knowledge of sustainability practices and identify green materials, energy cycles and the role of sustainable urbanization.

TEXT BOOKS:

1. Anubha Kaushik and C. P. Kaushik's "Perspectives in Environmental Studies", 6th Edition, New Age International Publishers ,2018.
2. Benny Joseph, 'Environmental Science and Engineering', Tata McGraw-Hill, New Delhi, 2016.
3. Gilbert M.Masters, 'Introduction to Environmental Engineering and Science', 2nd edition, Pearson Education, 2004.
4. Allen, D. T. and Shonnard, D. R., Sustainability Engineering: Concepts, Design and Case Studies, Prentice Hall.
5. Bradley. A.S; Adebayo, A.O., Maria, P. Engineering applications in sustainable design and development, Cengage learning.
6. Environment Impact Assessment Guidelines, Notification of Government of India, 2006.
7. Mackenthun, K.M., Basic Concepts in Environmental Management, Lewis Publication, London, 1998.

REFERENCE BOOKS :

1. R.K. Trivedi, 'Handbook of Environmental Laws, Rules, Guidelines, Compliances and Standards', Vol. I and II, Enviro Media. 38 .
2. Cunningham, W.P. Cooper, T.H. Gorhani, 'Environmental Encyclopedia', Jaico Publ., House, Mumbai, 2001.
3. Dharmendra S. Sengar, 'Environmental law', Prentice hall of India PVT. LTD, New Delhi, 2007.
4. Rajagopalan, R, 'Environmental Studies-From Crisis to Cure', Oxford University Press, 2005.
5. Erach Bharucha "Textbook of Environmental Studies for Undergraduate Courses" Orient Blackswan Pvt. Ltd. 2013.

CO-PO & PSO MAPPING

CO	PO												PSO		
	1	2	3	4	5	6	7	8	9	10	11	12	1	2	3
1	2	1	-	-	-	2	3	-	-	-	-	2	-	-	-
2	3	2	-	-	-	3	3	-	-	-	-	2	-	-	-
3	3	-	1	-	-	2	2	-	-	-	-	2	-	-	-
4	3	2	1	1	-	2	2	-	-	-	-	2	-	-	-
5	3	2	1	-	-	2	2	-	-	-	-	1	-	-	-
Avg.	2.8	1.8	1	1	-	2.2	2.4	-	-	-	-	1.8	-	-	-

- 1-low, 2-medium, 3-high, '-'- no correlation

NCC Credit Course Level 2*

NX3451

(ARMY WING) NCC Credit Course Level - II

L T P C
3 0 0 3

PERSONALITY DEVELOPMENT

9

PD 3 Group Discussion: Change your mindset, Time Management, Social Skills

6

PD 5	Public Speaking	3
LEADERSHIP		7
L 2	Case Studies: APJ Abdul Kalam, Deepa Malik, Maharana Pratap, N Narayan Murty, Ratan Tata, Rabindra Nath Tagore, Role of NCC cadets in 1965	7
DISASTER MANAGEMENT		13
DM 1	Disaster Management Capsule: Organisation, Types of Disasters, Essential Services, Assistance, Civil Defence Organisation	3
DM 2	Initiative Training, Organising Skills, Do's & Don't's, Natural Disasters, Man Made Disasters	9
DM 3	Fire Service & Fire Fighting	1
ENVIRONMENTAL AWARENESS & CONSERVATION		3
EA 1	Environmental Awareness and Conservation	3
GENERAL AWARENESS		4
GA 1	General Knowledge	4
ARMED FORCES		6
AF 1	Armed Forces, Army, CAPF, Police	6
ADVENTURE		1
AD 1	Introduction to Adventure Activities	1
BORDER & COASTAL AREAS		2
BCA 1	History, Geography & Topography of Border/Coastal areas	2

TOTAL: 45 PERIODS

NCC Credit Course Level 2*

**NX3452 (NAVAL WING) NCC Credit Course Level - II L T P C
3 0 0 3**

PERSONALITY DEVELOPMENT		9
PD 3	Group Discussion: Change your mindset, Time Management, Social Skills	6
PD 5	Public Speaking	3

LEADERSHIP		7
L 2	Case Studies: APJ Abdul Kalam, Deepa Malik, Maharana Pratap, N Narayan Murty, Ratan Tata, Rabindra Nath Tagore, Role of NCC cadets in 1965	7

DISASTER MANAGEMENT		13
DM 1	Disaster Management Capsule: Organisation, Types of Disasters, Essential Services, Assistance, Civil Defence Organisation	3
DM 2	Initiative Training, Organising Skills, Do's & Don't's, Natural Disasters, Man Made Disasters	9
DM 3	Fire Service & Fire Fighting	1

ENVIRONMENTAL AWARENESS & CONSERVATION		3
EA 1	Environmental Awareness and Conservation	3

GENERAL AWARENESS		4
--------------------------	--	----------

GA 1	General Knowledge	4
NAVAL ORIENTATION		6
AF 1	Armed Forces and Navy Capsule	3
EEZ 1	EEZ Maritime Security and ICG	3
ADVENTURE		1
AD 1	Introduction to Adventure Activities	1
BORDER & COASTAL AREAS		2
BCA 1	History, Geography & Topography of Border/Coastal areas	2

TOTAL: 45 PERIODS

NCC Credit Course Level 2*		
NX3453	(AIR FORCE WING) NCC Credit Course Level - II	L T P C
		3 0 0 3
PERSONALITY DEVELOPMENT		9
PD 3	Group Discussion: Change your mindset, Time Management, Social Skills	6
PD 5	Public Speaking	3
LEADERSHIP		7
L 2	Case Studies: APJ Abdul Kalam, Deepa Malik, Maharana Pratap, N Narayan Murty, Ratan Tata, Rabindra Nath Tagore, Role of NCC cadets in 1965	7
DISASTER MANAGEMENT		13
DM 1	Disaster Management Capsule: Organisation, Types of Disasters, Essential Services, Assistance, Civil Defence Organisation	3
DM 2	Initiative Training, Organising Skills, Do's & Don't's, Natural Disasters, Man Made Disasters	9
DM 3	Fire Service & Fire Fighting	1
ENVIRONMENTAL AWARENESS & CONSERVATION		3
EA 1	Environmental Awareness and Conservation	3
GENERAL AWARENESS		4
GA 1	General Knowledge	4
GENERAL SERVICE KNOWLEDGE		6
GSK 1	Armed Forces & IAF Capsule	2
GSK 2	Modes of Entry in IAF, Civil Aviation	2
GSK 3	Aircrafts - Types, Capabilities & Role	2
ADVENTURE		1
AD 1	Introduction to Adventure Activities	1
BORDER & COASTAL AREAS		2
BCA 1	History, Geography & Topography of Border/Coastal areas	2

TOTAL: 45 PERIODS

OBJECTIVE:

- To learn basic principles involved in analysis of petrochemical products.

LIST OF EXPERIMENTS (Any 12 Experiments)

- 1) Refractive index of petrochemicals
- 2) Flash and Fire point determination using Cleveland Open cup method
- 3) Flash and Fire point determination using Pensky Martien Closed cup method
- 4) Kinematic viscosity determination using Redwood
- 5) Kinematic viscosity determination using Saybolt
- 6) Determination of moisture content – KF titrator
- 7) Total acidity determination
- 8) Solvent Recovery from petrochemical feed stock
- 9) Elemental analysis of petrochemicals using GC / NMR
- 10) Functional group analysis of petrochemicals using UV / FTIR
- 11) Flue gas Analysis – Orsat Apparatus/Digital flue gas analyzer.
- 12) Determination of Density, Apparent Density of Polymer
- 13) Identification of Polymers : Plastics and Rubber – PE/PP/PS/PVC/PET/ NR/SBR/IR
- 14) Determination of hardness of Polymers
- 15) Determination of Glass Transition Temperature (T_g) / Melting Point, (T_m) of Polymers
- 16) Determination of molecular weight by end group analysis (COOH group) / viscosity method.

TOTAL: 60 PERIODS**OUTCOME:**

- CO1.** Perform the testing of various physical properties of the petroleum products in a safe manner.
- CO2.** Perform the testing of various chemical properties of the petroleum products in a safe manner.
- CO3.** Differentiate various petroleum products by performing the specific tests.
- CO4.** Perform the advanced qualitative and quantitative laboratory tasks, including the operation of advanced analytical instrumentation.
- CO5.** Ability to communicate and perform in the team
- CO6.** Ability to understand the significance and theoretical principles behind of each test.

PROGRESS THROUGH KNOWLEDGE

Course Articulation Matrix: PETROCHEMICAL AND POLYMER ANALYSIS LABORATORY

Course Outcomes	Statement	Program Outcome													
		PO 1	PO 2	PO 3	PO 4	PO 5	PO 6	PO 7	PO 8	PO 9	PO 10	PO 11	PO 12	PSO 1	PSO 2
CO1	Perform the testing of various physical properties of the petrochemical / polymer products in a safe manner	3	3	1	2	2	-	-	3	3	3	-	1	2	2
CO2	Perform the testing of various chemical properties of the petrochemical / polymer I products in a safe manner	3	3	1	2	2	-	-	3	3	3	-	1	2	2
CO3	Differentiate various petrochemical / polymer products by performing the specific tests	3	3	3	3	2	-	-	3	3	3	-	3	2	3
CO4	Perform the advanced qualitative and quantitative laboratory tasks, including the operation of advanced analytical instrumentation	3	3	-	2	2	-	-	3	3	3	-	1	2	2
CO5	Ability to communicate and perform in the team	-	-	-	-	3	-	-	3	3	3	-	3	2	2
CO6	Ability to understand the significance and theoretical principles behind of each test.	2	2	-	-	-	-	-	3	3	3	-	-	2	2
Overall CO		3	3	1	2	2	0	0	3	3	3	0	2	2	2

1, 2 and 3 are correlation levels with weightings as Slight (Low), Moderate (Medium) and Substantial (High) respectively

PROGRESS THROUGH KNOWLEDGE

OBJECTIVE:

- On completion of the course, the students should be conversant with the theoretical principles and experimental procedures for quantitative estimation of petroleum products.

LIST OF EXPERIMENTS (Any 12 Experiments)

1. Specific gravity determination using API gravity / Specific gravity bottle method
2. Carbon residue determination Canrodson / Rams bottom method
3. Dynamic viscosity measurement / Kinematic viscosity by U-Tube viscometer
4. Moisture content determination using Dean & Stark / Centrifuge method
5. ASTM Distillation to identify petroleum fractions and find out boiling range
6. Aniline point determination
7. Copper strip corrosion testing of petroleum products
8. Cloud and Pour point determination
9. Smoke point determination
10. Reid-Vapor pressure determination of gasoline
11. BS&W separation using Centrifuge method
12. Drop point determination for industrial grease
13. Softening point determination
14. Ductility of bitumen - Determination
15. Penetration index determination
16. Calorific value of petrochemical product

TOTAL: 45 PERIODS**OUTCOME:**

- CO1.** Perform the testing of various physical properties of the petroleum products in a safe manner.
- CO2.** Perform the testing of various chemical properties of the petroleum products in a safe manner.
- CO3.** Differentiate various petroleum products by performing the specific tests.
- CO4.** Perform the advanced qualitative and quantitative laboratory tasks, including the operation of advanced analytical instrumentation.
- CO5.** Ability to communicate and perform in the team
- CO6.** Ability to understand the theoretical knowledge

PROGRESS THROUGH KNOWLEDGE

Course Articulation Matrix: PETROLEUM PRODUCT TESTING LABORATORY

Course Outcomes	Statement	Program Outcome													
		PO 1	PO 2	PO 3	PO 4	PO 5	PO 6	PO 7	PO 8	PO 9	PO 10	PO 11	PO 12	PSO 1	PSO 2
CO1	Perform the testing of various physical properties of the petroleum products in a safe manner	3	3	1	2	2	-	-	3	3	3	-	1	2	2
CO2	Perform the testing of various chemical properties of the petroleum products in a safe manner	3	3	1	2	2	-	-	3	3	3	-	1	2	2
CO3	Differentiate various petroleum products by performing the specific tests	3	3	3	3	2	-	-	3	3	3	-	3	2	3
CO4	Perform the advanced qualitative and quantitative laboratory tasks, including the operation of advanced analytical instrumentation	3	3	-	2	2	-	-	3	3	3	-	1	2	2
CO5	Ability to communicate and perform in the team	-	-	-	-	3	-	-	3	3	3	-	3	2	2
CO6	Ability to understand the significance and theoretical principles behind of each test.	-	-	-	-	-	-	-	3	3	3	-	-	2	2
Overall CO		2	2	1	2	2	0	0	3	3	3	0	2	2	2

1, 2 and 3 are correlation levels with weightings as Slight (Low), Moderate (Medium) and Substantial (High) respectively

PROGRESS THROUGH KNOWLEDGE

PM3511

INDUSTRIAL TRAINING / INTERNSHIP I*

L T P C

0 0 2

OBJECTIVES:

To enable the students to

- Get connected with industry/ laboratory/research institute
- Get practical knowledge on production process in the industry and develop skills to solve related problems
- Develop skills to carry out research in the research institutes/laboratories

The students individually undergo training in reputed firms/ research institutes / laboratories for the specified duration. After the completion of training, a detailed report should be submitted within ten days from the commencement of next semester. The students will be evaluated as per the Regulations.

No.of. Weeks: 04

OUTCOMES:

On completion of the course, the student will know about

CO1: Plant layout, machinery, organizational structure and production processes in the firm or research facilities in the laboratory/research institute

CO2: Analysis of industrial / research problems and their solutions

CO3: Documenting of material specifications, machine and process parameters, testing parameters and results

CO4: Preparing of Technical report and presentation

PM3501

EQUILBRIUM STAGED OPERATIONS

L T P C

2 1 0 3

OBJECTIVES

The course is aimed to

- Impart knowledge on how certain substances undergo the change in composition, change in phases and exhibit their properties according to the changed environment. Also, to design absorber and stripper, distillation column, extraction and leaching equipment and adsorber.

UNIT I

Distillation: Basic fundamentals of distillation, Pressure-composition, Temperature concentration, Enthalpy- concentration diagrams for ideal and non-ideal solutions, Raoult's law and its application, Maximum and minimum boiling mixtures, concept of relative volatility, Single Stage Distillation Differential distillation, Flash vaporization, Vacuum, molecular and steam distillation.

UNIT II

Continuous Distillation of Binary Mixtures : Multistage contact operations, Characteristics of multistage tower, McCabe Thiele method, Ponchon Savarit method, Reflux, maximum, minimum and optimum reflux, Use of open steam, Tray efficiency, Determination of height and column diameter, Multistage batch distillation; Principles of azeotropic and extractive distillation, Introduction & Design of multicomponent distillation system.

UNIT III

Gas Absorption and Stripping – Equilibrium; material balance; limiting gas-liquid ratio; tray tower absorber - calculation of number of theoretical stages, tray efficiency, tower diameter; packed tower absorber – rate based approach; determination of height of packing using HTU and NTU calculations.

UNIT IV

Liquid-Liquid Extraction: Ternary liquid equilibria, Triangular graphical representation concept of theoretical or ideal stage, Equipment used for single stage and multistage continuous operation; Analytical and graphical solution of single and multistage operation Super critical fluid extraction.

UNIT V

Adsorption: Description of adsorption processes and their application, Types of adsorption, Nature of adsorbents adsorption equilibria and adsorption hysteresis, Stage wise and continuous contact adsorption operations, Determination of number of stages.

TOTAL: 45 PERIODS

OUTCOMES

CO1: Apply mass transfer principles to various phase equilibrium based separation processes viz. perform graphical calculations for binary distillation

CO2: Analyze and solve problems related to various Mass transfer Operations Understand the basics of distillation process and its application.

CO3: Understand concept and determine the theoretical stages, number of transfer units and height requirements for a gas absorption process.

CO4: Apply the ternary equilibrium diagram concepts to determine the number of stages required for separation of liquid-liquid extraction process.

CO5: Understand the concept of adsorption techniques, various isotherms, membrane separation techniques and ion exchange process

CO6: Design the mass transfer equipments to meet the specified needs of the process industries.

TEXT BOOKS:

1. Wankat, P., "Equilibrium Stage Separations", Prentice Hall, 1993.
2. Treybal, R.E., "Mass Transfer Operations ", 3rd Edn., McGraw-Hill, 1981.
3. Geankoplis, C.J., "Transport Processes and Unit Operations", 4th Edition, Prentice Hall Inc., New Jersey, 2003.

REFERENCES:

1. Seader, J.D. and E.J. Henley, "Separation Process Principles", 2nd Ed., John Wiley, 2006.
2. McCabe, W.L., Smith, J.C., and Harriot, P., "Unit Operations in Chemical Engineering", 7th Edn., McGraw-Hill, 2005.
3. King, C. J., "Separation Processes ", 2nd Edn., Tata McGraw-Hill 1980.

PROGRESS THROUGH KNOWLEDGE

Course Articulation Matrix: EQUILBRIUM STAGED OPERATIONS

Course Outcome s	Statement	Program Outcome												PSO1	PSO2
		PO1	PO2	PO3	PO4	PO5	PO6	PO7	PO8	PO9	PO10	PO11	PO12		
CO1	Apply mass transfer principles to various phase equilibrium based separation processes viz. perform graphical calculations for binary distillation	3	2	2	2	-	-	-	-	-	-	-	-	3	2
CO2	Analyze and solve problems related to various Mass transfer Operations Understand the basics of distillation process and its application.	3	3	3	3	1	-	-	-	-	-	-	1	3	2
CO3	Understand concept and determine the theoretical stages, number of transfer units and height requirements for a gas absorption process.	3	3	3	3	1	-	-	-	-	-	-	1	3	2
CO4	Apply the ternary equilibrium diagram concepts to determine the number of stages required for separation of liquid-liquid extraction process.	3	3	3	3	1	-	-	-	-	-	-	1	3	2
CO5	Understand the concept of adsorption techniques, various isotherms, membrane separation techniques and ion exchange process	3	2	3	3	1	-	-	-	-	-	-	1	3	2
CO6	Design the mass transfer equipments to meet the specified needs of the process industries.	3	3	3	3	1	-	-	-	-	-	-	1	3	2
Overall CO		3	3	3	3	1	-	-	-	-	-	-	1	3	2

1, 2 and 3 are correlation levels with weightings as Slight (Low), Moderate (Medium) and Substantial (High) respectively.

OBJECTIVE:

- To enable the students to gain knowledge on the selection of catalyst and multiphase reactors for the heterogeneous catalytic reactions.

UNIT I CATALYST AND ITS CHARACTERIZATION 9

General definition of catalysts, Solid catalysts, Components of catalyst, Industrial catalysts, Preparation of solid catalysts, Precipitation and co-precipitation methods, Sol gel method, Supported catalysts, Impregnation and ion exchange method, Catalyst Characterization techniques-Structural analysis-surface area and pore analysis, Catalysts tests.

UNIT II KINETICS OF HETEROGENEOUS CATALYTIC REACTIONS 9

Reaction mechanism and rate equations, Power law model, Langmuir-Hinshelwood-Hougen-Watson (LHHW) model, Eley Rideal model, Rate controlling Step, Reactor types- Fixed bed reactor, Fluidized bed reactor, Berty Reactor, Multiphase Reactors- Slurry Reactor, Trickle bed reactor.

UNIT III DIFFUSION EFFECTS IN CATALYSIS 9

Effect of external transport on catalytic reaction rate, Effect of internal mass transport on catalytic reaction rate, Bulk diffusion, Knudsen diffusion, Surface diffusion, Effectiveness factor for spherical catalysts at isothermal conditions, Significance of intrapellet diffusion.

UNIT IV CATALYST DEACTIVATION 9

Types of Catalyst Deactivation. Kinetics of Catalyst Poisoning. Kinetics of Catalyst Deactivation by Coke Formation.

UNIT V INDUSTRIAL CATALYTIC PROCESSES 9

Steam reforming, Catalytic cracking, Hydro cracking, Three Lumped kinetic model for catalytic cracking of gas oil.

TOTAL: 45 PERIODS**OUTCOMES:**

- Understand selection of catalysts, preparation and characterization techniques for multiphase reactors.
- Apply heterogeneous kinetic model for the development of rate equations and rate controlling steps and select a suitable reactor for a particular application.
- Understand the mechanism of internal and external transport processes in reactions with catalysts.
- Analyze the types of catalyst deactivation and develop a kinetic model for various deactivation mechanisms.
- Demonstrate the application of models for industrial catalytic reactions.
- Solve complex kinetic equations by software packages.

TEXT BOOKS:

- Levenspiel O, "Chemical Reaction Engineering", Wiley Eastern Ltd., III Edition, 2000.
- Smith, J.M, "Chemical Engineering Kinetics", McGraw Hill, III Edition, 1981.
- Fogler.H.S., "Elements of Chemical Reaction Engineering", Prentice Hall of India Ltd., III Edition, 2000.

REFERENCES:

- Froment. G.F. & K.B. Bischoff, "Chemical Reactor Analysis and Design", John Wiley and Sons, III Edition, 2010.
- Mark E. Davis and Robert J.Davis, Fundamentals of Chemical Reaction Engineering, Mc GrawHill, 2003.
- Charles G. Hill, Jr., An Introduction to Chemical Engineering Kinetics & Reactor Design, John Wiley & Sons, 1977.

Course Articulation Matrix: CATALYTIC REACTION ENGINEERING

Course Outcomes	Statement	Program Outcomes														
		PO1	PO2	PO3	PO4	PO5	PO6	PO7	PO8	PO9	PO10	PO11	PO12	PSO1	PSO2	
CO1	Understand selection of catalysts, preparation and characterization techniques for multiphase reactors.	3	2	1	1	-	-	-	-	-	-	-	-	-	3	2
CO2	Apply heterogeneous kinetic model for the development of rate equations and select a suitable reactor for a particular application.	3	3	3	2	-	-	-	-	-	-	-	-	-	3	3
CO3	Understand the mechanism of internal and external transport processes in catalytic reactions.	2	3	2	3	-	-	-	-	-	-	-	-	-	2	2
CO4	Analyze the types of catalyst deactivation and develop a kinetic model for various deactivation mechanisms.	3	3	2	3	-	-	-	-	-	-	-	-	-	3	2
CO5	Demonstrate the application of models for industrial catalytic reactions.	2	3	3	2	-	2	-	-	-	-	-	-	-	2	2
CO6	Solve complex kinetic equations by software packages.	2	2	1	3	-	-	-	-	-	-	-	-	-	3	3
Overall CO		3	3	2	3	0	0	0	0	0	0	0	0	0	3	2

1, 2 and 3 are correlation levels with weightings as Slight (Low), Moderate (Medium) and Substantial (High) respectively

OBJECTIVE:

The course is aimed to

- Develop sound practical knowledge for students on different types of mass transfer equipments

LIST OF EXPERIMENTS*

1. Separation of binary mixture using Simple distillation
2. Separation of binary mixture using Steam distillation
3. Separation of binary mixture using Packed column distillation
4. Measurement of diffusivity
5. Liquid-liquid extraction
6. Drying characteristics of forced draft dryer
7. Adsorption studies
8. Cross current leaching studies
9. Surface evaporation
10. Wetted wall column
11. Solid Liquid mass transfer studies
12. Water purification using ion exchange columns
13. Mass transfer characteristics of Rotating disc contactor
14. Estimation of mass/heat transfer coefficient for cooling tower
15. Demonstration of Gas – Liquid absorption

TOTAL: 45 PERIODS**OUTCOMES:**

On the completion of the course students are expected to

- CO1: Determine the diffusivity practically and compare the results with the empirical correlations.
- CO2: Estimate the mass transfer rate and mass transfer co-efficient
- CO3: Evaluate the performance/calculate the parameters in different distillation processes
- CO4: Evaluate the performance/calculate the parameters in leaching and extraction operations
- CO5: Estimate the drying characteristics



PROGRESS THROUGH KNOWLEDGE

Course articulation matrix:

Course Outcomes	Statements	Program Outcomes													
		PO1	PO2	PO3	PO4	PO5	PO6	PO 7	PO 8	PO 9	PO 10	PO 11	PO 12	PS O1	PS O2
CO1	Determine the diffusivity practically and compare the results with the empirical correlations.	3	3	-	3	-	-	-	-	2	-	-	2	3	3
CO2	Estimate the mass transfer rate and mass transfer co-efficient	3	3	-	2	-	-	-	-	2	-	-	2	3	3
CO3	Evaluate the performance/calculate the parameters in different distillation processes	3	3	-	2	-	-	-	-	2	-	-	2	3	3
CO4	Evaluate the performance/calculate the parameters in leaching and extraction operations	3	3	-	2	-	-	-	-	2	-	-	2	3	3
CO5	Estimate the drying characteristics	3	3	-	3	-	-	-	-	2	-	-	2	3	3
OVERALL CO		3	3	-	3	-	-	-	-	2	-	-	2	3	3

1, 2 and 3 are correlation levels with weightings as Slight (Low), Moderate (Medium) and Substantial (High) respectively

PROGRESS THROUGH KNOWLEDGE

OBJECTIVE:

- To introduce open and closed loop systems and its responses, control loop components and stability of control systems along with instrumentation.

UNIT I INSTRUMENTATION 9

Principles of measurements and classification of process instruments, measurement of temperature, pressure, fluid flow, liquid weight and weight flow rate, viscosity, pH, concentration, electrical and thermal conductivity, humidity of gases.

UNIT II OPEN LOOP SYSTEMS 9

Laplace transformation and its application in process control. First order systems and their transient response for standard input functions, first order systems in series, linearization and its application in process control, second order systems and their dynamics; transportation lag.

UNIT III CLOSED LOOP SYSTEMS 10

Closed loop control systems, development of block diagram for feed-back control systems, servo and regulatory problems, transfer function for controllers and final control element, principles of pneumatic and electronic controllers, transient response of closed-loop control systems and their stability.

UNIT IV FREQUENCY RESPONSE 9

Introduction to frequency response of closed-loop systems, control system design by frequency response techniques, Bode diagram, stability criterion, tuning of controllers Z-N tuning rules, C-C tuning rules.

UNIT V ADVANCED CONTROL SCHEMES 8

Feedback control of systems with dead time and inverse response. Control systems with multiple loops. Advanced Control Schemes a) Feed forward b) ratio control. control of distillation towers and heat exchangers,

TOTAL: 45 PERIODS**OUTCOME:**

CO1:Understand working principles, types and applications of various process instruments used in chemical and petrochemical industries.

CO2:Develop transient models for processes using material and/or energy balance equations and seek their solution using Laplace Transforms.

CO3:Explain the principles of controllers and control elements and analyze the closed loop control systems to determine the transient response, offset and their stability.

CO4:Understand Frequency response of control systems and tune the PID controllers.

CO5:Analyzing the performance of various of advanced control strategies.

CO6:Identify practical challenges in posing control problems and work in teams on dynamics and controller problems.

TEXT BOOKS:

- Coughnowr, D., " Process Systems Analysis and Control ", 3rd Edn., McGraw Hill, New York, 2008.
- Stephanopoulos, G., "Chemical Process Control", Prentice Hall of India, 2003

REFERENCES:

- Dale E. Seborg, Thomas F. Edgar, Duncan A. Mellichamp , Process dynamics and control / -2nd ed. John Wiley & Sons, Inc.
- Marlin, T. E., " Process Control ", 2nd Edn, McGraw Hill, New York, 2000.
- Smith, C. A. and Corripio, A. B., "Principles and Practice of Automatic Process Control", 2nd Edn., John Wiley, New York, 1997.

4. Jason L. Speyer, Walter H. Chung, "Stochastic Processes, Estimation, and Control", PHI Ltd (2013).



Course Articulation Matrix:

Course Outcomes	Statement	C313 CH8653 PROCESS INSTRUMENTATION DYNAMICS AND CONTROL													
		PO1	PO2	PO3	PO4	PO5	PO6	PO7	PO8	PO9	PO10	PO11	PO12	PSO1	PSO2
CO1	Understand working principles, types and applications of various process instruments used in chemical and petrochemical industries.	3	3	1	-	-	-	-	-	-	-	-	-	3	1
CO2	Develop transient models for processes using material and/or energy balance equations and seek their solution using Laplace Transforms.	3	3	1	1	-	-	-	-	-	-	-	-	3	1
CO3	Explain the principles of controllers and control elements and analyze the closed loop control systems to determine the transient response, offset and their stability.	3	3	2	2	-	-	-	-	-	-	-	-	3	1
CO4	Understand Frequency response of control systems and tune the PID controllers.	3	3	2	2	-	-	-	-	-	-	-	-	3	1
CO5	Analyzing the performance of various of advanced control strategies.	3	3	2	-	2	-	-	-	-	-	-	-	3	1
CO6	Identify practical challenges in posing control problems and work in teams on dynamics and controller problems.	-	-	-	3	-	-	-	-	3	-	-	-	3	3
Average value of PO and PSO		3	3	1	1	0	0	0	0	1	0	0	0	3	1

1, 2 and 3 are correlation levels with weightings as Slight (Low), Moderate (Medium) and Substantial (High) respectively.

OBJECTIVE:

- To get acquainted with process design of distillation columns involving multicomponent and complex mixtures. To learn methodologies practiced in rating and designing heat transfer equipment used in refining and process industry.

UNIT I MULTICOMPONENT DISTILLATION 9

Dew point and bubble point for multi component mixtures. Design of multi component distillation column, Number of variables, Selection of key components, Selection of column pressure, Feed condition, Plate-to-plate calculations, Empirical short cut methods, Introduction to rigorous solution procedures.

UNIT II PETROLEUM REFINERY DISTILLATION 9

TBP, EFV, ASTM distillation curves and their relevance, Material balance and flash zone calculations for petroleum refinery distillation columns, Pump around and pump back calculations, Overall energy requirements, Estimation of number of equilibrium stages, Design using Packie charts and Watkins method, Introduction to rigorous solution procedure based on pseudo components.

UNIT III COLUMN DESIGN 9

Process design of distillation towers. Flooding charts. Trays and packings. Vacuum devices. Pressure drops. Height, diameter, supports. Piping requirements. Aspects of mechanical design. A typical P&ID for a distillation column.

UNIT IV FIRED HEATERS 9

Heat load calculations for furnace heaters used in crude refining, Basic constructional features, Different furnace types, Review of factors to be considered in the design of fired heaters, Introduction to manual calculations methods.

UNIT V PUMPS AND COMPRESSORS 9

Types of pumps and compressors. Selection criteria. Power rating calculations based on process duty. Use of operating curves of centrifugal pump. NPSHR and NPSHA. Pump Cavitation. Surge problem in compressors.

TOTAL: 45 PERIODS**OUTCOME:**

On successful completion of this course, the students will be able to

CO1: Gain the knowledge on the various types of heat exchanger design.

CO2: apply the concepts involved auxiliary equipments like reboilers and condenser, cooling towers

CO3: Understanding the skill in thermal design of heat transfer equipment like shell and tube, Double pipe heat Exchangers and evaporators, and assessing thermal efficiency of the above equipment in practice.

CO5: Evaluating design of distillation, Extraction and absorption columns.

CO6: Design the pumps, fans and compressors

TEXT BOOKS:

1. Van Winkle M., "Distillation", McGraw Hill, 1967.
2. Watkins, "Petroleum Refinery Distillation", McGraw Hill, 1993
3. Sinnott R. K., "Coulson and Richardson's Chemical engineering", Vol. 6, Third Edition, Butter Worth-Heinemann, 1999.
4. Kern D. Q., "Process Heat Transfer", McGraw Hill, 1965.
5. Cao Eduardo, "Heat Transfer in Process Engineering", McGraw Hill, 2010

Course Articulation Matrix: REFINERY EQUIPMENT DESIGN

Course Outcomes	Statement	PROGRAM OUTCOME													
		PO1	PO 2	PO3	PO4	PO 5	PO 6	PO 7	PO 8	PO9	PO10	PO11	PO12	PSO1	PSO2
CO1	Gain the knowledge on the various types of heat exchanger design.	3	3	3	3	2	3	1	-	1	2	3	2	2	2
CO2	apply the concepts involved auxiliary equipments like reboilers and condenser, cooling towers	3	3	3	2	3	2	1	-	1	2	2	2	2	2
CO3	Understanding the skill in thermal design of heat transfer equipment like shell and tube, Double pipe heat Exchangers and evaporators, and assessing thermal efficiency of the above equipment in practice.	3	3	3	3	2	3	1	-	1	2	1	2	2	2
CO4	Evaluating design of distillation, Extraction and absorption columns.	3	3	3	2	3	2	1	-	1	2	1	2	2	2
CO5	Design the pumps, fans and compressors	3	3	3	3	2	3	1	-	1	3	2	2	2	2
OVERALL CO		3	3	3	3	2	3	1	-	1	2	2	2	2	2

1, 2 and 3 are correlation levels with weightings as Slight (Low), Moderate (Medium) and Substantial (High) respectively

PROGRESS THROUGH KNOWLEDGE

NCC Credit Course Level 3*		L T P C
NX3651	(ARMY WING) NCC Credit Course - III	3 0 0 3
PERSONALITY DEVELOPMENT		9
PD 3	Group Discussion: Team Work	2
PD 4	Career Counselling, SSB Procedure & Interview Skills	3
PD 5	Public Speaking	4
BORDER & COASTAL AREAS		4
BCA 2	Security Setup and Border/Coastal management in the area	2
BCA 3	Security Challenges & Role of cadets in Border management	2
ARMED FORCES		3
AF 2	Modes of Entry to Army, CAPF, Police	3
COMMUNICATION		3
C 1	Introduction to Communication & Latest Trends	3
INFANTRY		3
INF 1	Organisation of Infantry Battalion & its weapons	3
MILITARY HISTORY		23
MH 1	Biographies of Renowned Generals	4
MH 2	War Heroes - PVC Awardees	4
MH 3	Study of Battles - Indo Pak War 1965, 1971 & Kargil	9
MH 4	War Movies	6

TOTAL: 45 PERIODS

NCC Credit Course Level 3*		L T P C
NX3652	(NAVAL WING) NCC Credit Course - III	3 0 0 3
PERSONALITY DEVELOPMENT		9
PD 3	Group Discussion: Team Work	2
PD 4	Career Counselling, SSB Procedure & Interview Skills	3
PD 5	Public Speaking	4
BORDER & COASTAL AREAS		4
BCA 2	Security Setup and Border/Coastal management in the area	2
BCA 3	Security Challenges & Role of cadets in Border management	2
NAVAL ORIENTATION		6
NO 3	Modes of Entry - IN, ICG, Merchant Navy	3
AF 2	Naval Expeditions & Campaigns	3
NAVAL COMMUNICATION		2
NC 1	Introduction to Naval Communications	1
NC 2	Semaphore	1
NAVIGATION		2
N 1	Navigation of Ship - Basic Requirements	1
N 2	Chart Work	1
SEAMANSHIP		15
MH 1	Introduction to Anchor Work	2
MH 2	Rigging Capsule	6
MH 3	Boatwork - Parts of Boat	2
MH 4	Boat Pulling Instructions	2
MH 5	Whaler Sailing Instructions	3

FIRE FIGHTING FLOODING & DAMAGE CONTROL	4
FFDC 1 Fire Fighting	2
FFDC 2 Damage Control	2
SHIP MODELLING	3
SM Ship Modelling Capsule	3
TOTAL : 45 PERIODS	

NCC Credit Course Level 3*

NX3653	(AIR FORCE WING) NCC Credit Course Level - III	L T P C
		3 0 0 3
PERSONALITY DEVELOPMENT		9
PD 3 Group Discussion: Team Work		2
PD 4 Career Counselling, SSB Procedure & Interview Skills		3
PD 5 Public Speaking		4
BORDER & COASTAL AREAS		4
BCA 2 Security Setup and Border/Coastal management in the area		2
BCA 3 Security Challenges & Role of cadets in Border management		2
AIRMANSHIP		1
A 1 Airmanship		1
BASIC FLIGHT INSTRUMENTS		3
FI 1 Basic Flight Instruments		3
AERO MODELLING		3
AM 1 Aero Modelling Capsule		3
GENERAL SERVICE KNOWLEDGE		2
GSK 4 Latest Trends & Acquisitions		2
AIR CAMPAIGNS		6
AC 1 Air Campaigns		6
PRINCIPLES OF FLIGHT		6
PF 1 Principles of Flight		3
PF 2 Forces acting on Aircraft		3
NAVIGATION		5
NM 1 Navigation		2
NM 2 Introduction to Met and Atmosphere		3
AERO ENGINES		6
E 1 Introduction and types of Aero Engine		3
E 2 Aircraft Controls		3
TOTAL : 45 PERIODS		

CHEMICAL REACTION LABORATORY**OBJECTIVES**

- Students will develop sound working knowledge on different types of reactors.

LIST OF EXPERIMENTS

1. Kinetic studies in a Batch reactor
2. Kinetic studies in a coiled Plug flow reactor
3. Kinetic studies in a CSTR
4. Kinetic studies in a Packed bed reactor
5. Kinetic studies in a PFR followed by a CSTR
6. RTD studies in a straight tube PFR
7. RTD studies in a Packed bed reactor
8. RTD studies in a CSTR
9. Study of temperature dependence of rate constant using CSTR.
10. Kinetic studies in Sono chemical reactor

PROCESS CONTROL LABORATORY**OBJECTIVE:**

Students will gain the hands on training about the control systems

LIST OF EXPERIMENTS

1. Open loop study on a level system
2. Open loop study on a flow system
3. Open loop study on a thermal system
4. Closed loop study on a level system
5. Closed loop study on a flow system
6. Closed loop study on a thermal system
7. Response of first order system
8. Response of second order system
9. Response of Non-Interacting level System
10. Response of Interacting level System
11. Tuning of a level system
12. Tuning of a flow system
13. Tuning of a thermal system
14. Flow co-efficient of control valves
15. Characteristics of different types of control valves

*Minimum 10 experiments shall be offered.

OUTCOMES:

- Understand rate equation for different types of reactors.
- Design experiments in kinetics to determine conversion and effect of temperature on rate constant.
- Assess the non-ideal behavior of plug flow, mixed flow and packed bed by studying the residence time distribution.
- Understand the prerequisites of control strategies and design different process control systems
- Evaluate the suitable controllers for different chemical & Petrochemical process.
- Analyze and tune the control systems unto stability.

TOTAL: 60 PERIODS

Course Articulation Matrix: CHEMICAL REACTION AND PROCESS CONTROL LABORATORY

Course Outcomes	Statement	Program Outcomes													
		PO1	PO 2	PO 3	PO 4	PO 5	PO 6	PO 7	PO 8	PO 9	PO1 0	PO1 1	PO1 2	PSO 1	PSO 2
CO1	Understand rate equation for different types of reactors.	3	2	3	–	–	–	–	–	–	–	–	–	3	3
CO2	Design experiments in kinetics to determine conversion and effect of temperature on rate constant.	3	3	3	1	–	–	–	–	–	–	–	–	3	3
CO3	Assess the non-ideal behavior of plug flow, mixed flow and packed bed by studying the residence time distribution.	3	3	3	1	–	–	–	–	–	–	–	–	3	3
CO4	Understand the prerequisites of control strategies and design different process control systems.	3	2	3	1	–	–	–	–	–	–	–	–	3	3
CO5	Evaluate the suitable controllers and tune the control systems for different chemical & Petrochemical process.	3	3	2	2	–	–	–	–	–	–	–	–	3	2
CO6	Analyze and tune the control systems unto stability	–	3	–	–	–	–	2	–	3	–	–	–	1	2
Overall CO		3	3	3	1	–	–	2	–	3	–	–	–	3	3

1, 2 and 3 are correlation levels with weightings as Slight (Low), Moderate (Medium) and Substantial (High) respectively.

PROGRESS THROUGH KNOWLEDGE

OBJECTIVE:

- To enhance the students to develop enrich practical knowledge on computational process simulator with different refinery operation.
- To provide industrial working environment and practical working knowledge on different chemical and petrochemical process plant operation.
- To give the students an understanding the fundamentals concepts in mathematics, problems solving and computer programming.

LIST OF EQUIPMENTS FOR A BATCH OF 30 STUDENTS:**Minimum 10 experiments to be offered**

Stand alone desktops/server with respective simulation software's 30 users.

Softwares:

1. MATLAB Single user license
2. Chemical engineering simulation software
3. Process simulator software package – Petrochemical Engineering Suite
4. Open source MS office

Specific examples in MATLAB/EXCEL/ PROCESS SIMUALTION

1. Solving equation of state, regression of parameters using EXCEL/MATLAB
2. Calculation of Reynolds number, friction factor and pressure drop using EXCEL/MATLAB
3. Calculation of heat transfer coefficient in a Heat Exchanger using EXCEL/MATLAB
4. Calculation of minimum Reflux ratio for binary/tertiary system in a fractionators using EXCEL/ MATLAB
5. Calculation of HTU and NTU in a Absorber using EXCEL/MATLAB
6. Calculation of Antoine's coefficient using EXCEL/MATLAB
7. EstimationofsettlingvelocityofsolidsinliquidsusingStoke'slawusingEXCEL/MATLAB
8. CalculationofminimumnumberofstagesinadistillationcolumnusingEXCEL/MATLAB
9. Solving mass and energy balance problems using EXCEL/MATLAB
10. Dynamic simulation of an Absorption column using PROCESS SIMULATION SOFTWARE TOOL
11. Developing Heat and Mass balance diagram using PROCESS SIMULATION SOFTWARE TOOL

LIST OF SUGGESTED EXERCISES

Practice the following using process simulator. The simulator can be used from Virtual Lab simulators:

1. Change the P & I values and process parameters and observe the change in trend, bar graph and mimics
2. Attend the malfunction occurring in the plant then restoring to its design conditions.
3. Perform the experiments using the simulator by varying the process variables and tabulate the results.
4. Practice correct start up and shut down procedure of plant.

Practice the above exercise on the following modules given below using process simulator.

- Fractionation column for the distillation of binary mixture.
- shell and tube Heat exchanger
- Level and flow control in different sizes of vessel
- Batch Reactor / reaction kinetic studies in batch reactor
- CSTR in series
- Centrifugal pump
- Centrifugal compressor
- Fluidized bed column
- Packed bed column

- Cyclone separator
 - Evaporator
 - Crude Distillation unit
 - Manufacture of urea in urea plant
5. Equations of state using Newton's method
 6. Regression for parameter estimation using a set of data points
 7. Equilibrium flash distillation (Multicomponent Ideal)
 8. Batch Reactor
 9. CSTR in Series Stage wise contacting equipment
 10. Solving a simple flow sheet by simultaneous approach
 11. Simulation of batch Distillation (binary ideal).
 12. Gravity Flow Tank
 13. Heat Exchanger
 14. Plug Flow Reactor
 15. Absorber

OUTCOME:

- CO1 : Remembering industrial exposure environment in computational pro-simulation.
CO2 : Understanding In-depth Processes of chemical and refinery operation.
CO3: Applying project knowledge and Carry out In-house projects
CO4: Analyze Sound Fundamental Concepts of Process Control and safety with DCS Operations.
CO5: Evaluate the Intricacy & Complexity of process dynamics.
CO6: Create Employability opportunities in simulation models.

TOTAL: 60 PERIODS

REFERENCES:

1. Bequette.B.W, —Process DynamicsII: Modeling, Analysis and Simulation,IIPrenticeHall(1998)
2. Himmelblau.D.M.and Bischoff.K.B, —Process Analysis and Simulation II, Wiley, 1988.
3. Strang.G.,IIIntroduction to Linear AlgebraII, Cambridge Press, 4th edition, 2009.
4. William. Luyben, —Process Modeling, simulation and control for Chemical Engineers, 2nd Edn., Mc Graw Hill International Editions, New York, 1990
5. Chapra.S.C. and Canale.R.P. —Numerical Methods for Engineers II, McGraw Hill, 2001



PROGRESS THROUGH KNOWLEDGE

Course Articulation Matrix: COMPUTATIONAL PETROCHEMICAL LABORATORY

Course Outcomes	Statement	PROGRAM OUTCOME													
		PO1	PO2	PO3	PO4	PO5	PO6	PO7	PO8	PO9	PO10	PO11	PO12	PSO1	PSO2
CO1	Remembering industrial exposure environment in computational pro-simulation.	3	2	3	2	2	3	1	-	1	2	3	3	3	2
CO2	Understanding In-depth Processes of chemical and refinery operation.	3	2	3	2	2	3	1	-	1	2	2	3	2	2
CO3	Applying project knowledge and Carry out In-house projects	3	2	3	2	2	3	1	-	1	2	1	3	2	2
CO4	Analyze Sound Fundamental Concepts of Process Control and safety with DCS Operations.	3	2	3	2	2	3	1	-	1	2	1	3	2	3
CO5	Evaluate the Intricacy & Complexity of process dynamics.	3	2	3	2	2	3	1	-	1	3	2	3	2	3
CO6	Create Employability opportunities in simulation models.	3	2	3	2	2	3	1	-	1	1	3	3	2	3
OVERALL CO		3	2	3	2	2	3	1	-	1	2	2	3	2	2

1, 2 and 3 are correlation levels with weightings as Slight (Low), Moderate (Medium) and Substantial (High) respectively.

PROGRESS THROUGH KNOWLEDGE

PM3711

INDUSTRIAL TRAINING / INTERNSHIP II##

L T P C
0 0 0 2

OBJECTIVES:

To enable the students to

- Get connected with industry/ laboratory/research institute
- Get practical knowledge on production process in the industry and develop skills to solve related problems
- Develop skills to carry out research in the research institutes/laboratories

The students individually undergo training in reputed firms/ research institutes / laboratories for the specified duration. After the completion of training, a detailed report should be submitted within ten days from the commencement of next semester. The students will be evaluated as per the Regulations.

No.of. Weeks: 04

OUTCOMES:

On completion of the course, the student will know about

CO1: Plant layout, machinery, organizational structure and production processes in the firm or research facilities in the laboratory/research institute

CO2: Analysis of industrial / research problems and their solutions

CO3: Documenting of material specifications, machine and process parameters, testing parameters and results

CO4: Preparing of Technical report and presentation

PC3752

PROCESS SAFETY IN PETROCHEMICAL INDUSTRIES

L T P C
3 0 0 3

OBJECTIVE:

- To ensure knowledge on the safe handling of petrochemical products

UNIT I PETROLEUM PRODUCTS CLASSIFICATION & HAZARDS

9

Petroleum and Petroleum products – Fuels- Petroleum solvents – Lubricating oils – Petroleum wax, greases – Miscellaneous product

UNIT II UPSTREAM & DOWNSTREAM OPERATION

9

On and off shore oil operation – Construction of Installation – Pipe line Construction – Maintenance and repair activities – Safety and associated hazards - transportation - Petroleum product storage

UNIT III SAFETY HANDLING OF HYDROCARBON

9

Boil over phenomena - Hydro Carbon Detector (HCD) – Remote Operated Shut Off valves (ROSOV) – Firefighting techniques – Foam types – AFFF, ARAFFF, and Rim Seal Fire Protection System - Foam Purer – Foam monitor – Medium Expansion Foam Generator (MEFG), High Volume Long Range (HVLR) Monitor

UNIT IV DISASTER MANAGEMENT PLAN

9

Basics of major DMP - Objective of DMP - Categories of Emergencies – Quantitative Risk Assessment - Element of Disaster Management Plan - Mutual aid - On-site drill - Off-site drill - Disaster Management Act, 2005

UNIT V RULES AND REGULATION

9

Oil Industry Safety Directorate – OISD-STD-105 - OISD-STD-118 - OISD-STD-144 - Jaipur Fire Incident - OISD-STD-244 - The Petroleum Rules, 2002

TOTAL: 45 PERIODS

OUTCOMES:

CO1: Understand about the various classes of petrochemical products

CO2: Know about different aspects of pipeline constructional safety aspects of oil transportation

CO3: Obtain knowledge about various safety techniques of safe handling of hydro carbon


CO4: Analyze different aspects of disaster management plans and safety management drill

CO5: Obtain insight into various oil and natural gas legislation in India

CO6: Understand about the various rules and regulations of petroleum industries

REFERENCE BOOKS:

1. Basic Offshore Safety: Safety induction and emergency training for new entrants to the offshore oil and gas industry Hardcover – 4 Jul 2017.
2. Offshore Safety Management, 2nd Edition, Ian Sutton - 6th December 2013.
3. Safety of offshore oil and gas operations: Lessons from past accident analysis Michalis Christou and Myrto Konstantinidou 2012.
4. Guide to the Offshore Installations (Safety Case) Regulations 2005 (Legal) Paperback – December 1, by HSE (Author).



Course Articulation Matrix : PROCESS SAFETY IN PETROCHEMICAL INDUSTRIES

Course Outcomes	Statement	PROCESS SAFETY IN PETROCHEMICAL INDUSTRIES													
		PO1	PO2	PO3	PO4	PO5	PO6	PO7	PO8	PO9	PO10	PO11	PO12	PSO1	PSO2
CO1	Understand about the various classes of petrochemical products	3	2	-	-	-	-	-	-	-	-	-	1	3	2
CO2	Know about different aspects of pipeline constructional safety aspects of oil transportation	3	2	-	-	-	3	-	-	-	-	-	1	3	2
CO3	Obtain knowledge about various safety techniques of safe handling of hydro carbon	2	2	1	-	3	-	-	-	-	-	-	1	3	2
CO4	Analyze different aspects of disaster management plans and safety management drill	2	2	2	-	-	-	-	-	3	-	-	1	3	2
CO5	Obtain insight into various oil and natural gas legislation in India	1	1	1	-	-	-	-	-	-	3	-	1	3	2
CO6	Understand about the various rules and regulations of petroleum industries	-	-	-	-	-	-	-	-	-	-	-	3	3	2
Overall CO		2	2	1	-	1	1	-	-	1	1	-	1	3	2

1, 2 and 3 are correlation levels with weightings as Slight (Low), Moderate (Medium) and Substantial (High) respectively.

PROGRESS THROUGH KNOWLEDGE

(Chemical Engineers' Handbook/Data Books/Graph Sheets are permitted during the Examination.)

OBJECTIVES:

- To impart practical knowledge on the shape and drawing of the process equipments
- To gain knowledge about design of heat exchanging equipment, auxiliary equipments.
- To become a design engineers on process equipments design and drawing consideration of the following:

UNIT I HEAT EXCHANGER DESIGN**9**

Design of double pipe heat exchangers, Heat exchanger types and its selection – shell and tube heat exchangers and Condensers – Effectiveness – NTU method of heat exchanger analysis. Design of cooling towers.

UNIT II DESIGN OF AUXILIARY EQUIPEMENTS**9**

Design of Reboilers and Condenser, Cooling towers.

UNIT III EVAPORATOR DESIGN**9**

Steam – Uses of steam – Outstanding qualities of steam – BPE – Duhring's rule – Principle of multiple effect evaporation – Temperature driving force – Evaporators types and its selection – Design of single and multiple effect evaporators. Design of batch and continuous Dryers.

UNIT IV COLUMN DESIGN**9**

Design of distillation columns, Absorption columns, Extraction column, and Adsorption columns.

UNIT V PUMPS, FANS AND COMPRESSORS**9**

Pumps, fans and compressors – Types and its applications – Selection criteria - Characteristics – NPSHR and NPSHA – Power rating calculations based on process duty - Performance analysis of pumps, fans and compressors - Pump Cavitation. Surge problem in compressors.

TOTAL: 45 PERIODS**OUTCOMES:**

On successful completion of this course, the students will be able to

CO1: Remembering knowledge on thermal equipments design and specifications.

CO2: Understanding the skill in thermal design of heat transfer equipment like shell and tube, Double pipe heat Exchangers and evaporators, and assessing thermal efficiency of the above equipment in practice.

CO3: Demonstrate the skills in basic design and drawing of different dryers, cooling towers and adsorption columns.

CO4: Apply the concepts involved in phase separation and design of distillation, Extraction and absorption columns.

CO5: Evaluating auxiliary equipments pumps, fan, compressor and optimizing sizes, materials, and capital and operating costs of equipment commonly used in the chemical processing industries.

CO6: Design the essential elements of a chemical engineering process (equipment sizes, material & energy balances, economics, environmental, safety)

TEXT BOOKS:

1. Ernest E. Ludwig., "Applied Process Design for Chemical and Petrochemical Plants", Vol.I, II and III, Gulf Professional Publishing, 2002.
2. Dawande, S. D., "Process Design of Equipments", 4th Edition, Central Techno Publications, Nagpure, 2005.

REFERENCES:

1. Coulson, M. and Richardson, J.F., "Chemical Engineering", Vol.6, 3rd Edition, Pergamon Press, 1987.
2. Robert H. Perry and Don W. Green, "Perry's Chemical Engineer's Hand Book", 7th Edition, McGraw Hill – International, 1997. 3. Van Winkle, "Distillation Operations", McGraw Hill Publications, 1987.
3. D. Q. Kern, "Process Heat Transfer", Tata McGraw Hill Publishing Co., New Delhi, 1990.
4. Baranan, C.R., "Rules of Thumb for Chemical Engineers", Gulf Publishing Co, Texas, 1996.



Course Articulation Matrix: PROCESS EQUIPMENT DESIGN

Course Outcomes	Statement	Program Outcomes														
		PO1	PO2	PO3	PO4	PO5	PO6	PO7	PO8	PO9	PO10	PO11	PO12	PSO1	PSO2	
CO1	Remembering knowledge on thermal equipments design and specifications.	3	3	3	3	2	3	1	-	1	2	3	2	2	2	
CO2	Understanding the skill in thermal design of heat transfer equipment like shell and tube, Double pipe heat Exchangers and evaporators, and assessing thermal efficiency of the above equipment in practice.	3	3	3	2	3	2	1	-	1	2	2	2	2	2	
CO3	Demonstrate the skills in basic design and drawing of different dryers, cooling towers and adsorption columns.	3	3	3	3	2	3	1	-	1	2	1	2	2	2	
CO4	Apply the concepts involved in phase separation and design of distillation, Extraction and absorption columns.	3	3	3	2	3	2	1	-	1	2	1	2	2	2	
CO5	Evaluating auxiliary equipment's pumps, fan, compressor and optimizing sizes, materials and capital and operating costs of equipment commonly used in the chemical processing industries.	3	3	3	3	2	3	1	-	1	3	2	2	2	2	
CO6	Design the essential elements of a chemical engineering process (equipment sizes, material & energy balances, economics, environmental, safety)	3	3	3	2	3	2	1	-	1	1	3	2	2	2	
OVERALL CO		3	3	3	3	2	3	1	-	1	2	2	2	2	2	

1, 2 and 3 are correlation levels with weightings as Slight (Low), Moderate (Medium) and Substantial (High) respectively

COURSE DESCRIPTION

This course aims to provide a broad understanding about the modern values and ethical principles that have evolved and are enshrined in the Constitution of India with regard to the democratic, secular and scientific aspects. The course is designed for undergraduate students so that they could study, understand and apply these values in their day to day life.

COURSE OBJECTIVES:

- To create awareness about values and ethics enshrined in the Constitution of India
- To sensitize students about the democratic values to be upheld in the modern society.
- To inculcate respect for all people irrespective of their religion or other affiliations.
- To instill the scientific temper in the students' minds and develop their critical thinking.
- To promote sense of responsibility and understanding of the duties of citizen.

UNIT I DEMOCRATIC VALUES 6

Understanding Democratic values: Equality, Liberty, Fraternity, Freedom, Justice, Pluralism, Tolerance, Respect for All, Freedom of Expression, Citizen Participation in Governance – World Democracies: French Revolution, American Independence, Indian Freedom Movement.

Reading Text: Excerpts from John Stuart Mills' *On Liberty*

UNIT II SECULAR VALUES 6

Understanding Secular values – Interpretation of secularism in Indian context - Disassociation of state from religion – Acceptance of all faiths – Encouraging non-discriminatory practices.

Reading Text: Excerpt from *Secularism in India: Concept and Practice* by Ram Puniyani

UNIT III SCIENTIFIC VALUES 6

Scientific thinking and method: Inductive and Deductive thinking, Proposing and testing Hypothesis, Validating facts using evidence based approach – Skepticism and Empiricism – Rationalism and Scientific Temper.

Reading Text: Excerpt from *The Scientific Temper* by Antony Michaelis R

UNIT IV SOCIAL ETHICS 6

Application of ethical reasoning to social problems – Gender bias and issues – Gender violence – Social discrimination – Constitutional protection and policies – Inclusive practices.

Reading Text: Excerpt from *21 Lessons for the 21st Century* by Yuval Noah Harari

UNIT V SCIENTIFIC ETHICS 6

Transparency and Fairness in scientific pursuits – Scientific inventions for the betterment of society - Unfair application of scientific inventions – Role and Responsibility of Scientist in the modern society.

Reading Text: Excerpt from *American Prometheus: The Triumph and Tragedy of J.Robert Oppenheimer* by Kai Bird and Martin J. Sherwin.

TOTAL: 30 PERIODS

REFERENCES:

1. The Nonreligious: Understanding Secular People and Societies, Luke W. Galen Oxford University Press, 2016.
2. Secularism: A Dictionary of Atheism, Bullivant, Stephen; Lee, Lois, Oxford University Press, 2016.
3. The Oxford Handbook of Secularism, John R. Shook, Oxford University Press, 2017.

4. The Civic Culture: Political Attitudes and Democracy in Five Nations by Gabriel A. Almond and Sidney Verba, Princeton University Press,
5. Research Methodology for Natural Sciences by Soumitro Banerjee, IISc Press, January 2022

COURSE OUTCOMES

Students will be able to

- CO1 : Identify the importance of democratic, secular and scientific values in harmonious functioning of social life
- CO2 : Practice democratic and scientific values in both their personal and professional life.
- CO3 : Find rational solutions to social problems.
- CO4 : Behave in an ethical manner in society
- CO5 : Practice critical thinking and the pursuit of truth.

PM3811

PROJECT WORK / INTERNSHIP#

L T P C
0 0 20 10

OBJECTIVES:

To train the students in

- Identifying problem and developing the structured methodology to solve the identified problem in the industry or research problem at research Institution or college.
- Conducting experiments, analyze and discuss the test results, and make conclusions.
- Preparing project reports and presentation

The students shall individually / or as group work on a specific topic approved by the Department. The student can select any topic which is relevant to his/her specialization of the programme. The student should continue the work on the selected topic as per the formulated methodology. At the end of the semester, after completing the work to the satisfaction of the supervisor and review committee, a detailed report which contains clear definition of the identified problem, detailed literature review related to the area of work and methodology for carrying out the work, results and discussion, conclusion and references should be prepared as per the format prescribed by the University and submitted to the Head of the department. The students will be evaluated based on the report and viva-voce examination by a panel of examiners as per the Regulations.

TOTAL: 300 PERIODS

OUTCOMES:

At the end of the project, the student will be able to

- CO1: Formulate and analyze problem / create a new product/ process.
- CO2: Design and conduct experiments to find solution
- CO3: Analyze the results and provide solution for the identified problem, prepare project report and make presentation

CPE349

RENEWABLE AND NON-RENEWABLE ENERGY

L T P C
3 0 0 3

OBJECTIVES

- To gain Knowledge in capturing and applying forms of energy sources like solar, wind, biomass, geothermal, nuclear energy, hydrogen and fuel cells and challenges associated with implementation.

- To Understand the challenges associated with the development of unconventional hydrocarbons and distribution of unconventional hydrocarbons with emphasis on Indian resources.

UNIT I ENERGY SOURCES & AVAILABILITY 9

Conventional, Non-conventional, renewable, non renewable sources of energy, prospects & perspectives & advantages. Introduction to different types of non conventional source of energy - solar, wind, biomass, OTEC, geothermal, hydrogen energy, fuel cells, MHD, thermonic convertor, thermo-electric power.

UNIT II SOLAR & WIND ENERGY 9

Solar constant, solar radiation geometry, local solar time, day length, solar radiation measurement, radiation on inclined surface, solar radiation data & solar charts. Wind Energy : Wind as a Source of Energy, Characteristics of wind, wind data. Horizontal & Vertical axis wind Mills.

UNIT III BIOMASS ENERGY 9

Introduction to biomass, biofuels & their heat content, biomass conversion technologies. Aerobic & anaerobic digester, Factors affection biogestion, biogas plants - types & description. Utilisation of sbiogas - Gasifiers, direct thermal application of Gasifiers. Advantages & problems in development of Gasifiers, use in I.C. engines.

UNIT IV OTHER ENERGY SOURCES 9

Geothermal Energy : Status & estimates, geothermal sources, geothermal systems & their characteristics. Fuel Cells. Principle & Classification, types conversion efficiency, polarization & advantages MHD power generation - principle, types closed & open cycle system materials. Energy form thermo nuclear fusion, OTEC, hydrogen, thermoionic generation & tidal waves.

UNIT V UNCONVENTIONAL NON-RENEWABLE ENERGY 9

Introduction to Unconventional Hydrocarbon resources- Coal Bed Methane: Geological controls in CBM, Indian Scenario, Gas Hydrates: Structure of gas hydrates and their stability, producibility of gas hydrates and challenges, Indian scenario of gas hydrates, Shale Gas / oil: production techniques applied for shale gas, Indian basins for shale gas/oil potential

TOTAL:45 PERIODS

OUTCOMES

After completion of this course, the student is expected to be able to show the:

- Knowledge in capturing and applying forms of energy sources and its availability
- Understand the concept in various energy sources like solar, wind, biomass, geothermal, nuclear energy, hydrogen and fuel cells
- Analyze the challenges associated with implementation of various renewable energy sources.
- Study the bio-based energy sources and technologies involved in it
- Understanding of the challenges associated with the development of unconventional hydrocarbons and distribution of unconventional hydrocarbons with emphasis on Indian resources.

REFERENCES

1. Unconventional Hydrocarbon Resources, Techniques for Reservoir Engineering Analysis By Reza Barati, Mustafa M. Alhubail · 2020 Publisher:Wiley
2. Energy Resources Availability, Management, and Environmental Impacts By Kenneth J. Skipka, Louis Theodore · 2014, CRC Press.
3. Solar Energy Engineering Processes and System By Soteris Kalogirou · 2009, Elsevier Science

4. Renewable Energy Sources And Emerging Technologies By D.P. Kothari, K. C. Singal, Rakesh Ranjan · 2011, Prentice Hall India Pvt., Limited



Course Articulation Matrix: RENEWABLE AND NON-RENEWABLE ENERGY

Course Outcomes	Statement	Program Outcomes													
		PO1	PO2	PO3	PO4	PO5	PO6	PO7	PO8	PO9	PO10	PO11	PO12	PSO1	PSO2
CO1	Knowledge in capturing and applying forms of energy sources and its availability	3	2	2	1	1	3	3	-	-	-	-	2	2	2
CO2	Understand the concept in various energy sources like solar, wind, biomass, geothermal, nuclear energy, hydrogen and fuel cells	3	2	2	1	1	3	3	-	-	-	-	2	2	2
CO3	Analyze the challenges associated with implementation of various renewable energy sources.	3	2	2	1	1	3	3	-	-	-	-	2	2	2
CO4	Study the bio-based energy sources and technologies involved in it	3	2	2	1	1	3	3	-	-	-	-	2	2	2
CO5	Understanding of the challenges associated with the development of unconventional hydrocarbons distribution and of unconventional hydrocarbons with emphasis on Indian resources.	3	2	2	1	1	3	3	-	-	-	-	2	2	2
Overall CO		3	2	2	1	1	3	3	-	-	-	-	2	2	2

OBJECTIVES:

At the end of the course, the student is expected to

- understand and analyse the energy data of industries
- carryout energy accounting and balancing
- conduct energy audit and suggest methodologies for energy savings and
- utilise the available resources in optimal ways

UNIT I INTRODUCTION 9

Energy - Power – Past & Present scenario of World; National Energy consumption Data – Environmental aspects associated with energy utilization – Energy Auditing: Need, Types, Methodology and Barriers. Role of Energy Managers. Instruments for energy auditing.

UNIT II ELECTRICAL SYSTEMS 9

Components of EB billing – HT and LT supply, Transformers, Cable Sizing, Concept of Capacitors, Power Factor Improvement, Harmonics, Electric Motors - Motor Efficiency Computation, Energy Efficient Motors, Illumination – Lux, Lumens, Types of lighting, Efficacy, LED Lighting and scope of Encon in Illumination.

UNIT III THERMAL SYSTEMS 9

Stoichiometry, Boilers, Furnaces and Thermic Fluid Heaters – Efficiency computation and encon measures. Steam: Distribution &U sage: Steam Traps, Condensate Recovery, Flash Steam Utilization, Insulators & Refractories

UNIT IV ENERGY CONSERVATION IN MAJOR UTILITIES 9

Pumps, Fans, Blowers, Compressed Air Systems, Refrigeration and Air Conditioning Systems – Cooling Towers – D.G. sets

UNIT V ECONOMICS 9

Energy Economics – Discount Rate, Payback Period, Internal Rate of Return, Net Present Value, Life Cycle Costing –ESCO concept

TOTAL: 45 PERIODS**OUTCOMES:**

Upon completion of this course, the students can able to analyze the energy data of industries.

CO1: Understand and analyze the energy data of industries

CO2: Carryout energy accounting and balancing

CO3: Understand the principles in thermal systems

CO4: Conduct energy audit and suggest methodologies for energy savings

CO5: Utilize the available resources in optimal ways

TEXT BOOKS:

1. Energy Manager Training Manual (4 Volumes) available at www.energymanagertraining.com. a website administered by Bureau of Energy Efficiency (BEE), a statutory body under Ministry of Power, Government of India, 2004.

REFERENCES:

1. Witte. L.C., P.S. Schmidt, D.R. Brown, "Industrial Energy Management and Utilisation" Hemisphere Publ, Washington, 1988.
2. Callaghn, P.W. "Design and Management for Energy Conservation", Pergamon Press, Oxford, 1981.
3. Dryden. I.G.C., "The Efficient Use of Energy" Butterworths, London, 1982
4. Turner. W.C., "Energy Management Hand book", Wiley, New York, 1982.
5. Murphy. W.R. and G. Mc KAY, "Energy Management", Butterworths, London 1987.

Course Articulation Matrix: ENERGY CONSERVATION AND MANAGEMENT

Course Outcomes	Statement	PROGRAM OUTCOME													
		PO1	PO2	PO3	PO4	PO5	PO6	PO7	PO8	PO9	PO10	PO11	PO12	PSO1	PSO2
CO1	Understand and analyze the energy data of industries	3	3	3	3	2	3	1	-	1	2	3	3	3	3
CO2	Carryout energy accounting and balancing	3	3	3	3	2	3	1	-	1	2	2	3	3	3
CO3	Understand the principles in thermal systems	3	3	3	3	2	3	1	-	1	2	1	3	3	3
CO4	Conduct energy audit and suggest methodologies for energy savings	3	3	3	3	2	3	1	-	1	2	1	3	3	3
CO5	Utilize the available resources in optimal ways	3	3	3	3	2	3	1	-	1	3	2	3	2	3
OVERALL CO		3	3	3	3	2	3	1	-	1	2	2	3	3	3

1, 2 and 3 are correlation levels with weightings as Slight (Low), Moderate (Medium) and Substantial (High) respectively.

PROGRESS THROUGH KNOWLEDGE

COURSE OBJECTIVES:

This course enables the students to know

- The growing worldwide concern for conservation of energy has reawakened interest in ecologically sustainability, processes and sources of energy.
- The better ways to conserve the energy from energy audit concepts, Representations and energy conservation schemes.
- Management skills and communication of energy manager.
- Various operational problems and remedies of motor and electrical devices.
- Evaluation of life time of machine based on time value money and demand, economic analysis with respect to demand side management.

UNIT I ENERGY AUDITING 9

Energy Situation — World and India, Energy Consumption, Conservation, Codes, Standards and Legislation. Energy Audit- Definitions, Concept, Types of Audit, Energy Index, Cost Index, Pie Charts, Sankey Diagrams, Load Profiles, Energy Conservation Schemes. Measurements in Energy Audits, Presentation of Energy Audit Results.

UNIT II ENERGY EFFICIENT MOTORS 9

Energy Efficient Motors, Factors Affecting Efficiency, Loss Distribution, Constructional Details, Characteristics - Variable Speed, Variable Duty Cycle Systems, RMS - Voltage Variation-Voltage Unbalance- Over Motoring- Motor Energy Audit.

UNIT III POWER FACTOR IMPROVEMENT 9

Power Factor — Methods of Improvement, Location of Capacitors, Pf with Non Linear Loads, Effect of Harmonics on P.F., P.F Motor Controllers.

UNIT IV LIGHTING AND ENERGY INSTRUMENTS 9

Good Lighting System Design and Practice, Lighting Control ,Lighting Energy Audit - Energy Instruments- Watt Meter, Data Loggers, Thermocouples, Pyrometers, Lux Meters, Tongue Testers ,Application of PLC's

UNIT V ENERGY ECONOMIC ANALYSIS& DEMAND SIDE MANAGEMENT 9

The Time Value of Money Concept, Developing Cash Flow Models, Payback Analysis, Depreciation, Taxes and Tax Credit — Numerical Problems. Introduction to DSM, Concept of DSM, Benefits of DSM, Different Techniques of DSM — Time of Day Pricing, Multi-Utility Power Exchange Model, Time of Day Models for Planning. Load Management, Load Priority Technique, Peak Clipping, Peak Shifting, Valley Filling, Strategic Conservation, Energy Efficient Equipment. Management and Organization of Energy Conservation Awareness Programs.

TOTAL: 45 PERIODS**OUTCOMES**

The student will have knowledge on the following concepts

- CO1 Gain the knowledge of Current energy scenario
- CO2 Understand the energy management, auditing.
- CO3 Apply the conservation economic analysis and demand side management
- CO4 Know the Systematic knowledge and skill about assessing the energy efficiency
- CO5 Evaluate the energy auditing and energy management.

TEXTBOOKS:

1. Industrial Energy Management Systems, Array C. White, Philip S. Schmidt, David R. Brown, Hemisphere Publishing Corporation, New York
2. Fundamentals of Energy Engineering, Albert Thuman, Prentice Hall Inc, Englewood Cliffs, New Jersey.

Course Articulation Matrix: ENERGY CONSERVATION AND MANAGEMENT

Course Outcomes	Statement	Program Outcomes													
		PO1	PO2	PO3	PO4	PO5	PO6	PO7	PO8	PO9	PO10	PO11	PO12	PSO1	PSO2
CO1	Gain the knowledge of Current energy scenario	1	-	-	1	1	1	3	2	-	-	3	3	1	2
CO2	Understand the energy management, auditing.	1	-	-	1	1	1	3	2	-	-	3	3	1	2
CO3	Apply the conservation economic analysis and demand side management	1	-	-	1	1	1	3	2	-	-	3	3	1	2
CO4	Know the Systematic knowledge and skill about assessing the energy efficiency	1	-	-	1	1	1	3	2	-	-	3	3	1	2
CO5	Evaluate the energy auditing and energy management.	1	-	-	1	1	1	3	2	-	-	3	3	1	2
Overall CO		1	-	-	1	1	1	3	2	-	-	3	3	1	2

1, 2 and 3 are correlation levels with weightings as Slight (Low), Moderate (Medium) and Substantial (High) respectively

PROGRESS THROUGH KNOWLEDGE

OBJECTIVES

- To present a problem oriented in depth knowledge of fuel cell technology.
- To Comprehend the Physics, Chemistry and Engineering of fuel cell and hydrogen technologies and be able to apply this knowledge to solve complex problems;

UNIT I INTRODUCTION TO FUEL CELLS 9

Introduction – working and types of fuel cell – low, medium and high temperature fuel cell, liquid and methanol types, proton exchange membrane fuel cell solid oxide, microbial fuel cells, hydrogen fuel cells – thermodynamics and electrochemical kinetics of fuel cells.

UNIT II HYDROGEN AND PRODUCTION TECHNIQUES 9

Hydrogen – physical and chemical properties, salient characteristics. Production of hydrogen – steam reforming – water electrolysis – gasification and woody biomass conversion – biological hydrogen production – photo dissociation – direct thermal or catalytic splitting of water.

UNIT III HYDROGEN STORAGE AND APPLICATIONS 9

Hydrogen storage options – compressed gas – liquid hydrogen – Hydride – chemical Storage – comparisons. Hydrogen transmission systems. Applications of Hydrogen.

UNIT IV THE WORKINGS OF MICROBIAL FUEL CELLS 9

An introduction to microbial fuel cells-Electrochemical principles – characterization of bioelectrochemical systems-electron transfer mechanisms in biofilms

UNIT V MATERIALS FOR MICROBIAL FUEL CELLS AND REACTOR DESIGN 9

Anode materials for microbial fuel cells – surface modification – membranes and separators for microbial fuel cells – cathodes for microbial fuel cells – reactor design and scale up.

TOTAL: 45 PERIODS**COURSE OUTCOME**

- CO1 Gain the knowledge on the various types of fuel cell.
- CO2 Apply the concepts involved hydrogen and production techniques
- CO3 Understanding the skill in hydrogen storage and applications .
- .CO4 Understand the principle mechanism and working of microbial fuel cells
- CO5 Evaluating the materials used for microbial fuel cells design

REFERENCES:

1. Bent Sorensen (Sørensen), Hydrogen and Fuel Cells: Emerging Technologies and Applications, Elsevier, UK (2005)
2. Viswanathan, B and M AuliceScibioh, Fuel Cells – Principles and Applications, Universities Press (2006)
3. Microbial Electrochemical and Fuel Cells, Fundamentals and Applications, 2015, Elsevier Science, Eileen Hao Yu, Keith Scott

Course Articulation Matrix: HYDROGEN AND MICROBIAL FUEL CELLS

Course Outcomes	Statement	PROGRAM OUTCOME													
		PO1	PO 2	PO3	PO4	PO 5	PO 6	PO 7	PO 8	PO9	PO10	PO11	PO12	PSO1	PSO2
CO1	Gain the knowledge on the various types of fuel cell.	3	1	1	1	-	3	3	-	-	-	2	2	2	2
CO2	Apply the concepts involved hydrogen and production techniques	3	2	2	1	-	3	3	-	-	-	2	2	2	2
CO3	Understanding the skill in hydrogen storage and applications .	3	2	2	1	-	3	3	-	-	-	2	2	2	2
CO4	Understand the principle mechanism and working of microbial fuel cells	3	2	2	1	-	3	3	-	-	-	2	2	2	2
CO5	Evaluating the materials used for microbial fuel cells design	3	2	2	1	-	3	3	-	-	-	2	2	2	2
OVERALL CO		3	2	2	1	-	3	3	-	-	-	2	2	2	2

1, 2 and 3 are correlation levels with weightings as Slight (Low), Moderate (Medium) and Substantial (High) respectively

PROGRESS THROUGH KNOWLEDGE

OBJECTIVES:**UNIT I OVERVIEW OF BIOFUELS****9**

Generation of biofuels – Development of biological conversion technologies – Integration of biofuels into biorefineries – Energy security and supply – Environmental sustainability of biofuels – Economic sustainability of biofuels.

UNIT II BIODIESEL**9**

Biodiesel – Microorganisms and raw materials used for microbial Oil production – Treatment of the feedstocks prior to production of the Biodiesel – Current technologies of biodiesel production – Purification of biodiesel; Industrial production of biodiesel – Biodiesel production from single cell oil.

UNIT III BIOETHANOL**9**

Bioethanol – Properties – Feedstocks – Process technology – Pilot plant for ethanol production from lignocellulosic feedstock – Environmental aspects of ethanol as a biofuel.

UNIT IV BIOMETHANE AND BIOHYDROGEN**9**

Biomethanol – Principles, materials and feedstocks – Process technologies and techniques – Advantages and limitations – Biological hydrogen production methods – Fermentative hydrogen production – Hydrogen economy – Advantages and limitations.

UNIT V OTHER BIOFUELS**9**

Biobutanol production – Principles, materials and feedstocks – Process technologies – Biopropanol – Bioglycerol – Production of bio-oils via catalytic pyrolysis – Life-Cycle environmental impacts of biofuels and Co-products.

TOTAL : 45 PERIODS**COURSE OUTCOME**

- CO1 Gain the knowledge on the various types of bio-fuel and its overview.
 CO2 Apply the concepts involved in production techniques of biodiesel
 CO3 Understanding the skill in manufacture the bioethanol
 CO4 Understand the principle mechanism and production of biomethane and biohydrogen
 CO5 Evaluating the various other fuels like biopropanol – bioglycerol and pyrolysis oil

TEXT BOOKS:

1. Luque, R., Campelo, J. and Clark, J. Handbook of biofuels production, Woodhead Publishing Limited 2011
2. Gupta, V, K. and Tuohy, M, G. Biofuel Technologies, Springer, 2013
3. Moheimani, N. R., Boer, M, P, M, K, Parisa A. and Bahri, Biofuel and Biorefinery Technologies, Volume 2, Springer, 2015

REFERENCES:

1. Eckert, C, A. and Trinh, C, T. Biotechnology for Biofuel Production and Optimization, Elsevier, 2016
2. Bernardes, M, A, D, S. Biofuel production – recent developments and prospects, InTech, 2011

Course Articulation Matrix: biofuels

Course Outcomes	Statement	Program Outcomes													
		PO1	PO2	PO3	PO4	PO5	PO6	PO7	PO8	PO9	PO10	PO11	PO12	PSO1	PSO2
CO1	Gain the knowledge on the various types of bio-fuel and its overview.	3	3	3	2	1	3	3	-	-	-	1	1	2	2
CO2	Apply the concepts involved in production techniques of biodiesel	3	3	3	2	1	3	3	-	-	-	1	1	2	2
CO3	Understanding the skill in manufacture the bioethanol	3	3	3	2	1	3	3	-	-	-	1	1	2	2
CO4	Understand the principle mechanism and production of biomethane and biohydrogen	3	3	3	2	1	3	3	-	-	-	1	1	2	2
CO5	Evaluating the various other fuels like biopropanol – bioglycerol and pyrolysis oil	3	3	3	2	1	3	3	-	-	-	1	1	2	2
Overall CO		3	3	3	2	1	3	3	-	-	-	1	1	2	2

1, 2 and 3 are correlation levels with weightings as Slight (Low), Moderate (Medium) and Substantial (High) respectively.

PROGRESS THROUGH KNOWLEDGE

OBJECTIVES:

- To understand the geographic distribution of unconventional hydrocarbon resources
- To understand characterization of source and reservoir rocks
- To understand methodology to produce these reserves
- To understand environmental consequences of producing these reserves
- Demonstrate awareness related to environmental issues involved in the development of non-conventional hydrocarbon resources.

UNIT I NON-CONVENTIONAL OIL 9

Continuous Accumulation System

Introduction, geology of Heavy oil, extra heavy oil, Tar Sand and bituminous, oil shales, their origin and occurrence worldwide, resources, reservoir characteristics, new production technologies.

UNIT II SHALE GAS/ OIL RESERVOIR 9

Introduction to shale gas & basin centered gas, tight reservoirs. Shale gas geology, important occurrences in India, petrophysical properties, Development of shale gas, design of hydro fracturing job, horizontal wells, production profiles.

UNIT III COAL BED METHANE 9

Formation and properties of coal bed methane. Thermodynamics of coal bed methane. Exploration and Evaluation of CBM. Hydro-fracturing of coal seam. Production installation and surface facilities. Well operations and production equipment.

UNIT IV GAS HYDRATES 9

Introduction & present status of gas hydrates. Formation and properties of gas hydrates, Thermodynamics of gas hydrates. Recovery methods. Prevention & control of gas hydrates, Gas hydrates accumulation in porous medium. Gas extraction from gas hydrates.

UNIT V COAL AND GAS CONVERSION TO OIL 9

Introduction, classification and principles, pyrolysis, theoretical aspect of processes involved in conversion. Technological development of direct conversion and indirect processes and sustainability of conversions.

TOTAL:45 PERIODS**OUTCOMES:**

At the end of the course, the student will be able to

- Recognise and apply the concept of continuous accumulation system.
- Apply the concepts related to exploration and development of Shale Gas Reservoirs.
- Apply the concepts related to exploration and development of Coal Bed Methane.
- Understand and apply the concepts related to formation of gas hydrates.
- Understand and apply different conversion processes for the production of Hydrocarbons.

REFERENCES:

1. Carrol John, 2003, Natural Gas Hydrates: A guide for engineers, Gulf Publications.
2. Farooqi Ali, S M, Jones S A and Meldau R F, Practical Heavy Oil Recovery, SPE, 1997.
3. James T. Bartis, Frank Camm, David S. Ortiz, Producing Liquid Fuels from Coal, Prospects and Policy Issues. NETL, DOE, USA, 2008.
4. Warner, H.R., 2009, Emerging and Peripheral Technologies, Society of Petroleum Engineers, Handbook, Volume VI.
5. Pramod Thakur, Steve Schatzel and KashyAminian, (Editors), 2014, Coal Bed Methane: From Prospects to Pipeline, Elsevier,
6. Rafiqul Islam, M, 2014, Unconventional Gas Reservoirs: Evaluation, Appraisal, and Development, Gulf Professional Publishing.

Course Articulation Matrix: UNCONVENTIONAL HYDROCARBON SOURCES

Course Outcomes	Statement	Program Outcome													
		PO 1	PO 2	PO 3	PO 4	PO 5	PO 6	PO 7	PO 8	PO 9	PO 10	PO 11	PO 12	PSO 1	PSO 2
CO1	Recognize and apply the concept of continuous accumulation system	3	1	1	-	-	-	-	-	-	-	-	-	2	2
CO2	Apply the concepts related to exploration and development of Shale Gas Reservoirs	3	3	3	2	2	2	-	-	-	-	-	2	2	2
CO3	Apply the concepts related to exploration and development of Coal Bed Methane	3	3	3	2	2	2	-	-	-	-	-	2	2	2
CO4	Understand and apply the concepts related to formation of gas hydrates	3	3	3	2	2	2	-	-	-	-	-	2	2	2
CO5	Understand and apply different conversion processes for the production of Hydrocarbons	3	3	3	2	2	3	-	-	-	-	-	2	2	2
Overall CO		3	2	2	2	2	2	0	0	0	0	0	2	2	2

1, 2 and 3 are correlation levels with weightings as Slight (Low), Moderate (Medium) and Substantial (High) respectively

PROGRESS THROUGH KNOWLEDGE

CPE345 STORAGE TRANSPORTATION OF CRUDE OIL AND NATURAL GAS L T P C
3 0 0 3

OBJECTIVE:

- To understand the natural gas regasification technology, crude oil transportation and to learn the concepts of storage.

UNIT I INTRODUCTION 9

Crude oil Trade, Selection of Port Location, Ship Building/Shipyards.

UNIT II NATURAL GAS REGASIFICATION TECHNOLOGY 9

Commercial Sourcing of Natural Gas, Different Kinds of Regasification Techniques, Regasification Process & Cold Utilization, Synchronization of Degasified gas and Pipelines, Current Status in India

UNIT III CRUDE OIL TRANSPORTATION 9

Transportation techniques of crude oil, Pipeline specification, Corrosion Prevention techniques, Pressure drop, Pumps and Booster station, Wax deposition and prevention, Chemical treatment

UNIT IV DESIGN 9

Basic Engineering Aspects of Terminal Design, Design of Liquefaction Train, Ship Building/Shipyards, Storage Facilities

UNIT V CHARTERTICS OF STORAGE 9

Supply & Demand, Variation Gas Field & Aquifers, Technical Qualities and Storage, Properties of Storage Reservoir, Rocks & Fluids. Flow through Storage Reservoir; Inventory Concept, Pressure- Content Hysteresis, Inventory Verification, Gas Flow Performance, Gas Deliverability. Design & Development of Underground Storage Fields: Operation of Storage Fields. Threshold Pressure. Water Influx/Efflux Quantities. Aquifer Equilibrium Pressure. Error and Uncertainty. Gas Storage in Salt Cavity & Caverns: Thermodynamics, Temperature and Pressure Effect. Recent Developments Advanced Storage Techniques, Case Histories.

TOTAL: 45 PERIODS

OUTCOME:

CO1: Students would be able to design various terminal design.

CO2: They will be familiarize with the storage systems.

CO3: Compute the Different Kinds of Regasification Techniques.

CO4: Evaluate the Pipeline specification, Corrosion Prevention techniques

CO5: To know about the Properties of Storage Reservoir, Rocks & Fluids

CO6:Regulate the Pressure- Content Hysteresis

TEXT BOOKS:

1. Oilfield Processing: Crude Oil (Oilfield Processing of Petroleum R. Solvay, Pennwell Books 1995.
2. Advances in Environmental Control Technology: Storage Tank Paul Cheremisinoff Gulf Professional Publishing; 1ST edition (May 9, 1996)

Course Articulation Matrix: STORAGE TRANSPORTATION OF CRUDE OIL AND NATURAL GAS

Course Outcomes	Statement	Program Outcome													
		PO1	PO2	PO3	PO4	PO5	PO6	PO7	PO8	PO9	PO10	PO11	PO12	PSO1	PSO2
CO1	Students would be able to design various terminal design.	3	3	3	2	2	1	1	-	1	1	1	2	2	2
CO2	They will be familiarize with the storage systems.	3	3	3	2	2	1	1	-	1	1	1	2	2	2
CO3	Compute the Different Kinds of Regasification Techniques.	3	3	3	2	2	1	1	-	1	1	1	2	2	2
CO4	Evaluate the Pipeline specification, Corrosion Prevention techniques	3	3	3	1	1	1	1	-	1	1	1	2	2	2
CO5	To know about the Properties of Storage Reservoir, Rocks & Fluids	3	3	3	3	3	1	1	-	1	1	1	2	2	2
CO6	Regulate the Pressure-Content Hysteresis	3	3	3	1	1	1	1	-	1	1	1	2	2	2
Overall CO		3	3	3	2	2	1	1	-	1	1	1	2	2	2

1, 2 and 3 are correlation levels with weightings as Slight (Low), Moderate (Medium) and Substantial (High) respectively.

PROGRESS THROUGH KNOWLEDGE

OBJECTIVE:

- To understand the basic quantitative theories and methodologist in oil sector.

UNIT I**9**

Supply and demand curves, the elasticity of supply and demand, public finance concepts such as consumer surplus, excise and export taxes. Forecasting techniques for the energy industry, including energy prices. Demand and supply for natural gas, cured oil and pipeline transportation, determinants of energy demand, energy markets, energy pricing, stability and performance of energy markets.

UNIT II**9**

The economics of investment, Discounted cash flow analysis, Cost Benefit Analyses, Internal Rate of Return, NPV, Profitability Index, Natural Monopoly theory, National competition Policy, Gas Market Regulation, taxation of the oil and gas industry, government policy and trade permits, Monte Carlo analysis, Net Back Pricing, Transfer Pricing and regulatory aspects.

UNIT III**9**

Application of petroleum engineering principles and economics to the evaluation of oil and gas projects, evaluation principles, time value of money concepts, investment measures, cost estimation, price and production forecasting, risk and uncertainty, project selection and capital budgeting inflation, escalation, operating costs, depreciation, cost recovery.

UNIT IV**9**

Petroleum exploration and production contracts. Sharing of the economic rent, portfolio management. Value creation, Corporate finance & return on capital, economic appraisal methods for oil filed development, reservoir model costs and calculations.

UNIT V**9**

Case studies: Economic study of an oil filed development project, petrochemical plant project, natural gas break even price, natural gas liquefaction cost, LGN transport cost, investment profitability study for a gas pipeline.

TOTAL: 45 PERIODS**OUTCOME:**

On the completion of the course students are expected to

CO1: Understand the concept of economics in a process plant, time value of money and cost indices.

CO2: Able to integrate knowledge about financial statements, Depreciation and Accounting.

CO3: Able develop economic balance for petroleum engineering equipment's and determine the optimum cost for operation.

CO4: Understand the basics of principles of management, types of organization and MIS.

CO5: Understand the theory behind Work measurement technique, Production planning and elements of production control in petrochemical industry.

CO6: Understand the concept of inventory control and the role of control charts in quality control in oil and gas industry

TEXT BOOKS:

- Industrial Economics – An Introductory Textbook. R.R.Barthwal, 2nd Edition, New Age International Publisher.

2. Managerial Economics – D.N.Divedi. 6th Revised Edition. Vikas Publishing House Private Ltd.
3. Standard Handbook of Petroleum and Natural Gas Engineering. 2nd Edition. William C Lyons, Gary, C Plisga. Gulf Professional Publishing.

REFERENCES:

1. Petroleum Engineering Handbook. Bradely, H.B. Society of Petroleum Engineers. Richardson. Texas.
2. The Encyclopedia Americana, International Edition Volume 9, Grolier Incorporated.



Course Articulation Matrix: PETROLEUM ECONOMICS

Course Outcomes	Statement	PROGRAM OUTCOME													
		PO1	PO2	PO3	PO4	PO5	PO6	PO7	PO8	PO9	PO10	PO11	PO12	PSO1	PSO2
CO1	Understand the concept of economics in a process plant, time value of money and cost indices.	3	3	3	2	2	3	1	-	1	2	3	2	3	3
CO2	Able to integrate knowledge about financial statements, Depreciation and Accounting.	3	3	3	2	3	2	1	-	1	2	2	2	3	3
CO3	Able develop economic balance for petroleum engineering equipment's and determine the optimum cost for operation.	3	3	3	2	2	3	1	-	1	2	1	2	3	3
CO4	Understand the basics of principles of management, types of organization and MIS.	3	3	3	2	3	2	1	-	1	2	1	2	3	3
CO5	Understand the theory behind Work measurement technique, Production planning and elements of production control in petrochemical industry	3	3	3	2	2	3	1	-	1	3	2	2	2	3
CO6	Understand the concept of inventory control and the role of control charts in quality control in oil and gas industry	3	3	3	2	3	2	1	-	1	1	3	2	2	3
OVERALL CO		3	3	3	2	2	3	1	-	1	2	2	2	2	3

1, 2 and 3 are correlation levels with weightings as Slight (Low), Moderate (Medium) and Substantial (High) respectively.

OBJECTIVE:

This course offers an insight into the design, operation and maintenance of pipes and piping networks.

UNIT I PIPING FUNDAMENTALS: 9

Introduction to Piping – Pipe and tube, Classification of Pipes, Piping Materials and Selection criteria, Piping components – Valves, Joints and Fittings. Fluid Flow Problems – Estimation of Major and Minor Losses, Pumping requirements

UNIT II PIPING IN PRACTICE: 9

Piping Network – Series and Parallel pipes, Pipe Network analysis using spreadsheets. piping for pumps and compressor

UNIT III GENERIC PIPING DESIGNS: 9

Usage of Standard and codes. Piping Design – material compatibility, estimation of optimum diameter, selection of valves and fittings, complexity factor, stress analysis, selection of pipe supports.

UNIT IV PIPING SYSTEMS: 9

Design considerations for piping systems – water and waste water, steam, compressed air, industrial gases, oil, refrigeration, solid and slurry systems

UNIT V OPERATION AND MAINTENANCE: 9

Inspection of Pipelines – Testing techniques and leak detection. Maintenance – Cleaning, coating, freeze prevention, drag reduction, insulation, Common failures and repair techniques, Piping Plan development

TOTAL: 45 PERIODS**OUTCOMES:**

On the completion of the course students are expected to

CO1: Apply the fundamental principles of fluid mechanics to solve fluid flow problems

CO2: Interpret the piping symbols and codes and sketch a piping layout for a given Problem.

CO3: Describe the concepts of generic piping design for optimal design of piping systems

CO4: Explain the process of design of various pipelines systems

CO5: Discuss the techniques involved in inspection and maintenance of pipelines

CO6 : Explain various applications of pipes & pipeline systems in process industries

TEXT BOOKS

1. Henry Liu, "Pipeline Engineering", 2nd Edition, Lewis Publishers, United State of America, 2003. Unit I & II
2. Mohinder L. Nayyar, "Piping Handbook", 7th Edition, Tata McGraw Hill Publishing Company Ltd, United States of America, 2000. Unit III, IV & V

REFERENCES:

1. John J Mcketta, "Piping Handbook", 3rd Edition, Marcel Dekker Inc, United State of America, 1992.

Course Outcomes	Statement	PIPING ENGINEERING													
		PO 1	PO 2	PO 3	PO 4	PO5	PO6	PO7	PO8	PO9	PO10	PO11	PO12	PSO1	PSO2
CO1	Apply the fundamental principles of fluid mechanics to solve fluid flow problems	3	2	-	3	2	-	-	-	-	-	-	1	1	-
CO2	Interpret the piping symbols and codes and sketch a piping layout for a given Problem.	2	2	-	3	2	-	-	-	-	-	-	1	1	-
CO3	Describe the concepts of generic piping design for optimal design of piping systems	2	2	-	3	2	-	-	-	-	-	-	1	1	-
CO4	Explain the process of design of various pipeline systems	2	2	-	3	2	-	-	-	-	-	-	1	1	-
CO5	Discuss the techniques involved in inspection and maintenance of pipelines	2	2	-	3	2	-	-	-	-	-	-	1	1	-
CO6	Explain various applications of pipes & pipeline systems in process industries	1	2	-	3	2	-	-	-	-	-	-	1	1	-
Overall CO		2	2	0	3	2	0	0	0	0	0	0	1	1	0

PROGRESS THROUGH KNOWLEDGE

OBJECTIVES:

- The main objective is to present the industrial related problems, procedures and design.
- Principles for pressure vessels and enhance the understanding of design procedure of pressure vessel and supports.

UNIT I DESIGN OF PIPE FITTINGS AND JOINTS 9

Stress-strain relationships of elastic materials subjected to tensile, compressive and shear forces; Membrane stresses in shells of revolutions; Theories of failures. Design and schematic of simple bolts and screws. Design and drawing of shafts and couplings.

UNIT II DESIGN OF PRESSURE VESSELS 9

Unfired pressure vessel: Pressure vessel codes; Design of cylindrical and spherical shells under internal and external pressures; Selection and design of flat plate, tori spherical, ellipsoidal, and conical closures; Shell design of tall vertical vessels; Compensations of openings.

UNIT III DESIGN OF STORAGE VESSELS 9

Liquid storage tanks: Storage tank codes; Classification; Design of shell, bottom plates, self-supported, and column supported roofs; Wind girder; Nozzles and other accessories.

UNIT IV FABRICATION AND MATERIALS 9

Fabrication of equipment: Major fabrication steps; Vessel lining; Materials used in fabrication of Chemical Equipments. Vessel Coatings – selection and application. Selection of process equipment's material. Material selection for process fluids.

UNIT V DESIGN OF SUPPORTS FOR VESSELS 9

Introduction – Types of Support – Design of Skirts, Brackets, Saddle and Leg supports. Special types of supports for vessels.

TOTAL: 45 PERIODS**OUTCOME:**

- CO1: Students would be able to understand the principles Stress-strain relationships of elastic materials Design and drawing of shafts and couplings
- CO2: Enhanced the knowledge on Design of cylindrical and spherical shells under internal and external pressures.
- CO3: Study on Fundamental and Technological principled involved in design of storage vessels.
- CO4: Understanding the principles involved in Material selection for process fluids.
- CO5: Understanding the principles involved in piping layout and piping stress Analysis.
- CO6: Skills on Fundamental and Technological principles involved design of pressure vessels and storage vessels

TEXT BOOKS:

1. R.S. Khurmi, "Textbook of Machine design". S. Chand & Company , XXV Edition, 2005.
2. M.V. Joshi and V.V. Mahajan, "Design of Process Equipment Design", McMillan India III Edition 1994.
3. Bhattacharyya, B.C., "Introduction to chemical Equipment Design: Mechanical aspects", CBS Publishers & Distributors, New Delhi.

REFERENCES:

1. S.D. Dawande, "Process Design of Equipments", Central Techno Publications, Nagpur, 2000.
2. Indian Standard Specifications IS-803, 1962; IS-4072, 1967; IS-2825, 1969. Indian Standards Institution, New Delhi.

3. R.H. Perry, "Chemical Engineers' Handbook", McGraw-Hill.
4. Ludwig, E.E., Applied Process Design for Chemical and Petrochemical Plants", Volume I, II, and III, Gulf Publishing Co.
5. J.M. Coulson and J.Richardson, "Chemical Engineering", Vol. 6, Asian Books Printers Ltd.



Course Articulation Matrix: DESIGN OF PRESSURE VESSELS AND STORAGE VESSELS

Course Outcomes	Statement	PROGRAM OUTCOME													
		PO1	PO2	PO3	PO4	PO5	PO6	PO7	PO8	PO9	PO10	PO11	PO12	PSO1	PSO2
CO1	Students would be able to understand the principles Stress-strain relationships of elastic materials Design and drawing of shafts and couplings	3	3	3	2	2	3	1	-	1	2	3	3	3	3
CO2	Enhanced the knowledge on Design of cylindrical and spherical shells under internal and external pressures.	3	3	3	2	3	3	1	-	1	2	2	3	3	3
CO3	Study on Fundamental and Technological principles involved in design of storage vessels.	3	3	3	2	2	3	1	-	1	2	1	3	3	3
CO4	Understanding the principles involved in Material selection for process fluids.	3	3	3	2	3	3	1	-	1	2	1	3	3	3
CO5	Understanding the principles involved in piping layout and piping stress Analysis.	3	3	3	2	2	3	1	-	1	3	2	3	2	3
CO6	Skills on Fundamental and Technological principles involved design of pressure vessels and storage vessels	3	3	3	2	3	3	1	-	1	1	3	3	2	3
OVERALL CO		3	3	3	2	2	2	1	-	1	2	2	3	3	3

1, 2 and 3 are correlation levels with weightings as Slight (Low), Moderate (Medium) and Substantial (High) respectively

PROGRESS THROUGH KNOWLEDGE

OBJECTIVE:

- To understand the types of corrosion found in the petroleum industries. This course will provide the student with knowledge of the analytical methods needed to diagnose, treat, and monitor corrosion to reduce costs, protect the environment, and increase safety.

UNIT I**9**

Introduction to corrosion control. Definitions - Materials involved - Basic corrosion principles - corrosion rate. Electrochemical reactions. Electrode potentials – passivity – temperature – pressure – velocity – conductivity - pH - dissolved gases. Corrosion in oil and gas production.

UNIT II**9**

Forms of corrosion – uniform corrosion – Pitting - Galvanic corrosion - Intergranular and weld corrosion - Selective Leaching - Stress corrosion. Impingement - Hydrogen embrittlement – Corrosion fatigue.

UNIT III**9**

Role of oxygen in oil field corrosion- down hole and surface equipment - water flood. Removal of oxygen, analysis and criteria for control. Role of carbon dioxide (CO₂) in corrosion-Effect of temperature and pressure - Corrosion of well tubing and other equipments. Role of hydrogen sulphide (H₂S)-Corrosion in downhole, surface, storage and pipelines.

UNIT IV**9**

Corrosion prevention methods - Principles of operation and applications systems. Cathodic protection – Galvanic systems - Corrosion prevention coatings- Corrosion prevention inhibitors- types of corrosion inhibitors- Inhibitor selection and injection.

UNIT V**9**

Inspection and corrosion monitoring. Oil treatment corrosion - crude oil properties - desalting-sweetening processes. Corrosion in oil storage tank corrosion- oilfield and oil treating facilities-oil/ gas pipelines -offshore platforms- subsea systems.

TOTAL: 45 PERIODS**OUTCOME:**

- CO1 : Understand the basic concepts of corrosion and its impacts.
 CO2 : Understand the various types of corrosion in petroleum processes.
 CO.3 : Gain knowledge on removal techniques of various gases in pipelines applications.
 CO4 : Understand the corrosion preventing methods.
 CO5 : Design the offshore drilling structures based on project requirement.
 CO6 : Evaluate the corrosion rate and propose the protection method based on environmental considerations.

TEXT BOOKS:

- “Corrosion control in Petroleum production”-TPC 5-2-nd edition H.G.Byars NACE International, 1999.
- Chemical engineering series, Coulson and Richardson, Mc Graw Hill Publications.

REFERENCE:

- Standard Handbook of Petroleum and Natural Gas Engineering. 2nd Edition. William C Lyons, Gary C Plisga. Gulf Professional Publishing.

Course Articulation Matrix:

Course Outcome s	Statement	Program Outcome													
		PO1	PO2	PO3	PO4	PO5	PO6	PO7	PO8	PO9	PO10	PO11	PO12	PSO1	PSO2
CO1	Understand the basic concepts of corrosion and its impacts.	3	2	1	-	-	-	-	-	-	1	-	2	2	2
CO2	Understand the various types of corrosion in in petroleum processes.	2	2	2	-	-	-	-	-	-	1	-	2	3	2
CO3	Gain knowledge on removal techniques of various gases in pipelines applications.	2	2	2	-	-	-	-	-	-	1	-	2	3	2
CO4	Understand the corrosion preventing methods	2	2	2	-	-	-	-	-	-	1	-	2	2	2
CO5	Design the offshore drilling structures based on project requirement	2	2	2	-	-	-	-	-	-	1	-	2	3	2
CO6	Evaluate the corrosion rate and propose the protection method based on environmental considerations.	1	2	2	-	-	-	-	-	-	1	-	2	2	2
Overall CO		2	2	1	0	0	0	0	0	0	1	0	2	2	2

1, 2 and 3 are correlation levels with weightings as Slight (Low), Moderate (Medium) and Substantial (High) respectively

OBJECTIVE

The course is aimed to

- To understand about basic concepts behind the product design.
- To know the concept behind the selection and testing of the design.
- To learn about the product architecture.
- To know about the Industrial design.
- To understand the manufacturing design.

UNIT I INTRODUCTION 9

Strategic importance of Product development - integration of customer, designer, material supplier and process planner, Competitor and customer - behavior analysis. Understanding customer-promoting customer understanding-involve customer in development and managing requirements - Organization process management and improvement.

UNIT II CONCEPT GENERATION, SELECTION AND TESTING 9

Plan and establish product specifications. Task - Structured approaches - clarification - search externally and internally-Explore systematically - reflect on the solutions and processes - concept selection - methodology - benefits. Implications - Product change - variety – component standardization - product performance – manufacturability.

UNIT III PRODUCT ARCHITECTURE 9

Product development management - establishing the architecture - creation - clustering - geometric layout development - Fundamental and incidental interactions - related system level design issues - secondary systems -architecture of the chunks - creating detailed interface specifications-Portfolio Architecture.

UNIT IV INDUSTRIAL DESIGN 9

Integrate process design - Managing costs - Robust design - Integrating CAE, CAD, CAM tools – Simulating product performance and manufacturing processes electronically – Need for industrial design-impact – design process - investigation of customer needs - conceptualization - refinement - management of the industrial design process.

UNIT V DESIGN FOR MANUFACTURING AND PRODUCT DEVELOPMENT 9

Definition - Estimation of Manufacturing cost-reducing the component costs and assembly costs – Minimize system complexity - Prototype basics - Principles of prototyping – Planning for prototypes - Economic Analysis.

TOTAL : 45 PERIODS**COURSE OUTCOMES:**

On completion of the course students are expected to

CO1: Know the basic concepts and importance of product design.

CO2: Understand the planning, selection criteria of the design and products.

CO3: Gain knowledge about the product management and architecture.

CO4: Understand the industrial design and tools for designs.

CO5: Understand the economic analysis of the design.

TEXT BOOK

1. Ulrich K.T. and Eppinger S.D., "Product Design and Development" McGraw – Hill International Editions,1999.

REFERENCES

1. Belz A., 36-Hour Course: "Product Development" McGraw-Hill, 2010.
2. Rosenthal S., "Effective Product Design and Development", Business One Orwin, Homewood, 1992, ISBN 1-55623-603-4.

3. Pugh S., "Total Design – Integrated Methods for successful Product Engineering", Addison Wesley Publishing, 1991, ISBN 0-202-41639-5



Course Articulation Matrix: PRODUCT DESIGN AND DEVELOPMENT FOR PETROCHEMICAL ENGINEERS

Course Outcomes	Statement	Program Outcome													
		PO1	PO2	PO3	PO4	PO5	PO6	PO7	PO8	PO9	PO10	PO11	PO12	PSO1	PSO2
CO1	Know the basic concepts and importance of product design.	3	3	3	3	2	-	-	-	-	-	1	2	3	3
CO2	Understand the planning, selection criteria of the design and products.	3	3	3	3	2	-	1	-	-	-	1	2	3	3
CO3	Gain knowledge about the product management and architecture.	3	3	3	3	2	-	1	-	-	-	1	2	3	3
CO4	Understand the industrial design and tools for designs.	3	3	3	3	2	-	-	-	-	-	1	2	3	3
CO5	Understand the economic analysis of the design.	3	3	3	3	2	-	-	-	-	-	1	2	3	3
Overall CO		3	3	3	3	2	-	1	-	-	-	1	2	3	3

1, 2 and 3 are correlation levels with weightings as Slight (Low), Moderate (Medium) and Substantial (High) respectively

PROGRESS THROUGH KNOWLEDGE

OBJECTIVE

- To gain knowledge on BLEVE vapour cloud explosion.
- To learn about principles of fire extinguishers.
- To gain knowledge on industrial fire protection systems.
- To learn about the fire protection and fire safety equipment.
- To Gain knowledge on explosive control.

UNIT I PHYSICS AND CHEMISTRY OF FIRE**9**

Fire properties of solid, liquid and gases - fire spread - toxicity of products of combustion - theory of combustion and explosion – vapour clouds – flash fire – jet fires – pool fires – unconfined vapour cloud explosion, shock waves - auto-ignition – boiling liquid expanding vapour explosion – case studies – Flixborough, Mexico disaster, Pasedena Texas, Piper Alpha, Bombay Victoria dock ship explosions, Mahul refinery explosion, Nagothane vapour cloud explosion and Vizag refinery disaster.

UNIT II FIRE PREVENTION AND PROTECTION**9**

Sources of ignition – fire triangle Fire Tetrahedron – principles of fire extinguishing – active and passive fire protection systems – various classes of fires – A, B, C, D, E-Fire extinguishing agents- Water, Foam, Dry chemical powder, Carbon-dioxide- Halon alternatives Halocarbon compounds- Inert gases, dry powders – types of fire extinguishers – fire stoppers – hydrant pipes – hoses – monitors – fire watchers – lay out of stand pipes – fire station-fire alarms and sirens – maintenance of fire trucks – foam generators – escape from fire rescue operations – fire drills – notice-first aid for burns.

UNIT III INDUSTRIAL FIRE PROTECTION SYSTEMS**9**

Sprinkler-hydrants-stand pipes – special fire suppression systems like deluge and emulsifier, selection criteria of the above installations, reliability, maintenance, evaluation and standards – alarm and detection systems. Other suppression systems – CO₂ system, foam system, dry chemical powder (DCP) system, halon system – need for halon replacement – smoke venting. Portable extinguishers – flammable liquids – tank farms – indices of inflammability-firefighting systems.

UNIT IV BUILDING FIRE SAFETY**9**

Objectives of fire safe building design, Fire load, fire resistant material and fire testing – structural fire protection – structural integrity – concept of egress design - exit – width calculations - fire certificates – fire safety requirements for high rise buildings.

UNIT V EXPLOSION PROTECTING SYSTEMS**9**

Principles of explosion-detonation and blast waves-explosion parameters – Explosion Protection, Containment, Flame Arrestors, isolation, suppression, venting, explosion relief of large enclosure-explosion venting-inert gases, plant for generation of inert gas rupture disc in process vessels and lines explosion, suppression system based on carbon dioxide (CO₂) and halons-hazards in LPG, ammonia (NH₃).

TOTAL: 45 PERIODS**OUTCOME**

On successful completion of this course, the student will be able to

- CO1 To obtain knowledge on properties of fire and case studies related to fire
- CO2 To make familiar about basic concepts of fire and explosion science.
- CO3 To know the different source of ignition and their prevention techniques.
- CO4 To understand the operation of various types of firefighting equipments.
- CO5 To understand the causes and prevention of explosion.

CO6 To equip the students to effectively employ explosion protection techniques and their Significances to suit the industrial requirement.

REFERENCES:

1. "Fire safety management", 3rd edition – DanialE.DellaGiustina – 2014.
2. "Manual of fire safety ", N.Seghaprakash – 2011.
3. "A hand book of fire technology", R. S. Gupta – 2010.
4. "Dust explosion and fire prevention handbook", Nicholas P. Cheremisinoff – 2014.
5. "Industrial Fire Protection Handbook", R.CraigSchrool – 2002.



Course Articulation Matrix: FIRE AND EXPLOSION CONTROL

Course Outcome's	Statement	Program Outcome													
		PO1	PO2	PO3	PO4	PO5	PO6	PO7	PO8	PO9	PO10	PO11	PO12	PSO1	PSO2
CO1	To obtain knowledge on properties of fire and case studies related to fire	3	2	-	-	-	-	-	-	-	-	-	1	3	2
CO2	To make familiar about basic concepts of fire and explosion science.	3	2	-	-	-	3	-	-	-	-	-	1	3	2
CO3	To know the different source of ignition and their prevention techniques.	2	2	1	-	3	-	-	-	-	-	-	1	3	2
CO4	To understand the operation of various types of firefighting equipments.	2	2	2	-	-	-	-	-	3	-	-	1	3	2
CO5	To understand the causes and prevention of explosion.	1	1	1	-	-	-	-	-	-	3	-	1	3	2
CO6	To equip the students to effectively employ explosion protection techniques and their Significances to suit the industrial requirement.	-	-	-	-	-	-	-	-	-	-	-	3	3	2
Overall CO		2	2	1	-	1	1	-	-	1	1	-	1	3	2

1, 2 and 3 are correlation levels with weightings as Slight (Low), Moderate (Medium) and Substantial (High) respectively



OUTCOMES:

The students will be able

CO1: To understand the various physiological functions of our body and the test methods for periodical monitoring of health.

CO2: Determine the physical hazard at workplace and suggest control measures.

CO3: Compute the chemical hazards at workplace with adequate mitigating actions.

CO4 : Evaluate the biological and ergonomical hazards at workplace and associated risk factors.

CO5: Practice the occupational health strategies at workplace.

CO6: Regulate the man machine interface in the organization.

TEXT BOOKS:**REFERENCES:**

1. Benjamin O.Alli, Fundamental Principles of Occupational Health and Safety ILO 2008.
2. Danuta Koradecka, Handbook of Occupational Health and Safety, CRC, 2010.
3. E.J. McCornick, and M. S Sanders, Human Factors in Engineering and Design, Tata McGraw-Hill, 1992.
4. Encyclopedia of "Occupational Health and Safety", Vol.I and II, published by International Labour Office, Geneva, 1985
5. Hand book of "Occupational Safety and Health", National Safety Council, Chicago, 1982.
6. Hand book of "Occupational Safety and Health", National Safety Council, Chicago, 1982
7. Lawrence Slote , Handbook of occupational safety and health, Wiley, 2001.
8. Louis J. Di Berardinis, Handbook of occupational safety and health Wiley, 1999.



Course Articulation Matrix: INDUSTRIAL HYGIENE

Course Outcome's	Statement	Program Outcome													
		PO1	PO2	PO3	PO4	PO5	PO6	PO7	PO8	PO9	PO10	PO11	PO12	PSO1	PSO2
CO1	To understand the various physiological functions of our body and the test methods for periodical monitoring of health.	3	1	2	1	-	-	-	-	-	-	-	-	3	2
CO2	Determine the physical hazard at workplace and suggest control measures.	2	1	3	1	3	-	-	-	-	-	-	-	3	2
CO3	Compute the chemical hazards at workplace with adequate mitigating actions.	2	1	2	2	3	-	-	-	-	-	-	-	3	2
CO4	Evaluate the biological and ergonomical hazards at workplace and associated risk factors.	3	2	2	1	-	-	-	-	-	-	-	-	3	2
CO5	Practice the occupational health strategies at workplace.	2	2	1	3	-	-	-	-	-	-	-	2	3	2
CO6	Regulate the man machine interface in the organization.	-	-	-	-	-	-	-	-	-	-	-	3	3	2
Overall CO		2	2	1	-	1	1	-	-	1	1	-	1		3

1, 2 and 3 are correlation levels with weightings as Slight (Low), Moderate (Medium) and Substantial (High) respectively

PROGRESS THROUGH KNOWLEDGE

CO5: To understand the loading and unloading of moving cars

CO6: To equip the students to effectively manual, mechanical handling equipment operations
Significances to suit the industrial requirement

REFERENCES

1. "Accident Prevention Manual for Industrial Operations", NSC, Chicago, 1982.
2. Babkov, V.F., "Road Conditions and Traffic Safety" MIR Publications, Moscow, 1986.
3. K.W.Ogden, "Safer Roads – A guide to Road Safety Engineering"
4. Kadiyali, "Traffic Engineering and Transport Planning" Khanna Publishers, New Delhi, 1983.
5. Motor Vehicles Act, 1988, Government of India.
6. Pasricha, "Road Safety guide for drivers of heavy vehicle" Nasha Publications, Mumbai, 1999.
7. Popkes, C.A. "Traffic Control and Road Accident Prevention" Chapman and Hall Limited, 1986.



Course Articulation Matrix: TRANSPORTATION SAFETY

Course Outcome's	Statement	Program Outcome													
		PO1	PO2	PO3	PO4	PO5	PO6	PO7	PO8	PO9	PO10	PO11	PO12	PSO1	PSO2
CO1	Recognize various safety activities undertaken in transporting of hazardous goods	3	2	-	-	-	-	-	-	-	-	-	1	3	2
CO2	Understand the various symbols which are specific to the road safety and able to reduce the accidents occurred in the roads.	3	2	-	-	-	3	-	-	-	-	-	1	3	2
CO3	Apply for the safe transportation of hazardous goods, creating TREM card and safe loading and unloading procedure.	2	2	1	-	3	-	-	-	-	-	-	1	3	2
CO4	To understand the various types of – emergency planning and Haz mat codes	2	2	2	-	-	-	-	-	3	-	-	1	3	2
CO5	To understand the loading and unloading of moving cars	1	1	1	-	-	-	-	-	-	3	-	1	3	2
CO6	To equip the students to effectively manual, mechanical handling equipment operations Significances to suit the industrial requirement	-	-	-	-	-	-	-	-	-	-	-	3	3	2
Overall CO		2	2	1	-	1	1	-	-	1	1	-	1	3	2

1, 2 and 3 are correlation levels with weightings as Slight (Low), Moderate (Medium) and Substantial (High) respectively

OBJECTIVES

- To gain knowledge on PHA, HAZOP studies.
- To learn about BAM testing and thermal analysis.
- To learn about HAZAN, FMEA, FET index.
- To gain knowledge on CPQRA, CAMEO.
- To learn about intermediate, risk on CPQRA.

UNIT I HAZARD, RISK ISSUES AND HAZARD ASSESSMENT 9

Introduction, hazard, hazard monitoring-risk issue - Hazard assessment, procedure, methodology; safety audit, checklist analysis, what-if analysis, safety review, preliminary hazard analysis (PHA), hazard operability studies (HAZOP).

UNIT II THERMAL AND MECHANICAL HAZARD ASSESSMENT 9

Applications of Advanced Equipment's and Instruments, Thermo Calorimetry, Differential Scanning Calorimeter (DSC), Thermo Gravimetric Analyzer (TGA), Accelerated Rate Calorimeter (ARC), Principles of operations, Controlling parameters, Applications, advantages. Explosive Testing, Deflagration Test, Detonation Test, Ignition Test, Minimum ignition energy Test, Sensitiveness Test, Impact Sensitiveness Test (BAM) and Friction Sensitiveness Test (BAM), Shock Sensitiveness Test, Card Gap Test.

UNIT III RISK QUANTIFICATION AND SOFTWARES 9

Fault Tree Analysis and Event Tree Analysis, Logic symbols, methodology, minimal cut set ranking - fire explosion and Index (FEI)-fire explosion and toxicity index (FETI), various indices - Hazard analysis (HAZAN)- Failure Mode and Effect Analysis (FMEA)

UNIT IV CHEMICAL PROCESS QUANTITATIVE RISK ANALYSIS 9

CPQRA Definitions-components Techniques of CPQRA-Scope of CPQRA- Applications of CPQRA- Utilization of CPQRA results. Hazard identification based on the properties of chemicals- Chemical inventory analysis- identification of hazardous processes - Estimation of source term, Gas or vapour release, liquid release, two phase release- Heat radiation effects, BLEVE, Pool fires and Jet fire- Gas/vapour dispersion- Explosion, UVCE and Flash fire, Explosion effects and confined explosion- Toxic effects- Plotting the damage distances on plot plant/layout - Software CAMEO, ALOHA & MARPLOT.

UNIT V APPLICATION OF CPQRA 9

Simple /consequence CPQRA Examples Characterization, application to a new process unit, application to an existing process unit. Intermediate/ Frequency CPQRA characterization- application to existing/new process units. Complex/risk CPQRA Characterization. Application to new or existing process Unit.

Case Studies of Flixborough, Bhopal, Texas, ONGC offshore, HPCL Vizag and Jaipur IOC oil-storage depot incident; Oil, natural gas, chlorine and ammonia storage and transportation hazards.

TOTAL: 45 PERIODS**OUTCOMES:**

On successful completion of this course, the students will be able to

- CO1: Understand the basics of hazard and hazard assessment.
- CO2: Know about the various advanced equipment and testing.
- CO3: Acquire software knowledge on risk analysis.
- CO4: Obtain knowledge on application of CPQRA.
- CO5: Analyze the risk associated with chemicals process.
- CO6: Obtain knowledge on chemical process quantitative risk analysis

REFERENCE BOOKS:

1. Methods in Chemical Process Safety, Volume 1 (1st Edition) - 7th April 2017.
2. Hazop and Hazan, Fourth Edition – IchemE 4th Edition- 2001.
3. Guidelines for Process Hazards Analysis (PHA, HAZOP), Hazards Identification, and Risk Analysis (English, Paperback, Hyatt Nigel).
4. Quantitative Risk Assessment for Environmental and Occupational Health Hardcover – Import, 9 Jun 1993.
5. Lees' Loss Prevention in the Process Industries (3rd Edition) - 27th December 2004.



Course Articulation Matrix: PROCESS HAZARD ANALYSIS STUDIES

Course Outcomes	Statement	Program Outcome													
		PO1	PO2	PO3	PO4	PO5	PO6	PO7	PO8	PO9	PO10	PO11	PO12	PSO1	PSO2
CO1	Understand the basics of hazard and hazard assessment	3	3	3	2	2	1	1	-	1	1	1	2	2	2
CO2	Know about the various advanced equipment and testing.	3	3	3	2	2	1	1	-	1	1	1	2	2	2
CO3	Acquire software knowledge on risk analysis.	3	3	3	2	2	1	1	-	1	1	1	2	2	2
CO4	Obtain knowledge on application of CPQRA.	3	3	3	1	1	1	1	-	1	1	1	2	2	2
CO5	Analyze the risk associated with chemicals process.	3	3	3	3	3	1	1	-	1	1	1	2	2	2
CO6	Obtain knowledge on chemical process quantitative risk analysis	3	3	3	1	1	1	1	-	1	1	1	2	2	2
Overall CO		3	3	3	2	2	1	1	-	1	1	1	2	2	2

1, 2 and 3 are correlation levels with weightings as Slight (Low), Moderate (Medium) and Substantial (High) respectively.

PROGRESS THROUGH KNOWLEDGE

OBJECTIVES:

- To educate about the health hazards and the safety measures to be followed in the industrial environment.
- Describe industrial legislations (Factories Acts, Workmen's Compensation and other laws) enacted for the protection of employees health at work settings
- Describe methods of prevention and control of Occupational Health diseases, accidents / emergencies and other hazards

UNIT I INTRODUCTION**9**

Need for developing Environment, Health and Safety systems in work places - Accident Case Studies - Status and relationship of Acts - Regulations and Codes of Practice - Role of trade union safety representatives. International initiatives - Ergonomics and work place.

UNIT II OCCUPATIONAL HEALTH AND HYGIENE**9**

Definition of the term occupational health and hygiene - Categories of health hazards - Exposure pathways and human responses to hazardous and toxic substances - Advantages and limitations of environmental monitoring and occupational exposure limits - Hierarchy of control measures for occupational health risks - Role of personal protective equipment and the selection criteria - Effects on humans - control methods and reduction strategies for noise, radiation and excessive stress.

UNIT III WORKPLACE SAFETY AND SAFETY SYSTEMS**9**

Features of Satisfactory and Safe design of work premises – good housekeeping - lighting and colour, Ventilation and Heat Control – Electrical Safety – Fire Safety – Safe Systems of work for manual handling operations – Machine guarding – Working at different levels – Process and System Safety.

UNIT IV HAZARDS AND RISK MANAGEMENT**9**

Safety appraisal - analysis and control techniques – plant safety inspection – Accident investigation - Analysis and Reporting – Hazard and Risk Management Techniques – major accident hazard control – Onsite and Offsite emergency Plans.

UNIT V ENVIRONMENTAL HEALTH AND SAFETY MANAGEMENT**9**

Concept of Environmental Health and Safety Management – Elements of Environmental Health and Safety Management Policy and methods of its effective implementation and review – Elements of Management Principles – Education and Training – Employee Participation.

TOTAL: 45 PERIODS**OUTCOMES:**

After completion of this course, the student is expected to be able to:

CO1: Describe, with example, the common work-related diseases and accidents in occupational setting

CO2: Name essential members of the Occupational Health team

CO3: What roles can a community health practitioners play in an Occupational setting to ensure the protection, promotion and maintenance of the health of the employee

CO4: Analyze the occupational safety and health organization.

CO5: Obtain knowledge on accident investigation environmental health and safety management

CO6: Know about the concept of environmental health and safety management

REFERENCES:

1. Fundamentals of Industrial Safety and Health by Dr.K.U.Mistry, Siddharth Prakashan, 2012

2. Environmental and Health and Safety Management by Nicholas P.Cheremisinoff and Madelyn L. Graffia, William Andrew Inc. NY, 1995
3. The Facility Manager's Guide to Environmental Health and Safety by Brian Gallant, Government Inst Publ., 2007.
4. Effective Environmental, Health, and Safety Management Using the Team Approach by Bill Taylor, Culinary and Hospitality Industry Publications Services, 2005.
5. William F.Martin, and Steven P.Levine, "Protecting Personnel at Hazardous waste Sites", Second Edition, Buttorworth. Heinemann, 1994.



Course Articulation Matrix: HEALTH SAFETY AND ENVIRONMENTAL MANAGEMENT

Course Outcomes	Statement	Program Outcome													
		PO1	PO2	PO3	PO4	PO5	PO6	PO7	PO8	PO9	PO10	PO11	PO12	PSO1	PSO2
CO1	Describe, with example, the common work-related diseases and accidents in occupational setting	3	3	3	2	2	1	1	-	1	1	1	2	2	2
CO2	Name essential members of the Occupational Health team	3	3	3	2	2	1	1	-	1	1	1	2	2	2
CO3	What roles can a community health practitioners play in an Occupational setting to ensure the protection, promotion and maintenance of the health of the employee	3	3	3	2	2	1	1	-	1	1	1	2	2	2
CO4	Analyze the occupational safety and health is organization.	3	3	3	1	1	1	1	-	1	1	1	2	2	2
CO5	Obtain knowledge on accident investigation environmental health and safety management	3	3	3	3	3	1	1	-	1	1	1	2	2	2
CO6	Know about the concept of environmental health and safety management	3	3	3	1	1	1	1	-	1	1	1	2	2	2
Overall CO		3	3	3	2	2	1	1	-	1	1	1	2	2	2

1, 2 and 3 are correlation levels with weightings as Slight (Low), Moderate (Medium) and Substantial (High) respectively.

REFERENCES

1. Handley, W., "Industrial Safety Hand Book ", 2nd Edn., McGraw-Hill Book Company, 1969.
2. Heinrich, H.W. Dan Peterson, P.E. and Rood, N., " Industrial Accident Prevention", McGraw-Hill Book Co., 1980.
3. Taylor, J.R., Risk analysis for process plant, pipelines and transport, Chapman and Hall, London, 1994



Course Articulation Matrix: **PLANT SAFETY AND RISK MANAGEMENT**

Course Outcomes	Statement	Program Outcomes													
		PO1	PO2	PO3	PO4	PO5	PO6	PO7	PO8	PO9	PO10	PO11	PO12	PSO1	PSO2
CO1	Understand the importance of safety and its objectives	3	3	3	3	1	1	3	1	1	1	1	2	2	2
CO2	Understand the implementation of safety and identification and prevention of Accidents	3	3	3	3	2	1	1	1	1	1	1	2	2	2
CO3	Know about the types of hazards, emergency plan and ISO standards for safety studies	3	3	3	3	2	1	1	1	1	1	1	2	2	2
CO4	Do the safety audit in plants.	3	3	3	3	1	1	1	1	1	1	1	2	2	2
CO5	Do the risk analysis in industries using the various techniques	3	3	3	3	2	1	1	1	1	1	1	2	2	2
Overall CO		3	3	3	3	2	1	1	1	1	1	1	2	2	2

1, 2 and 3 are correlation levels with weightings as Slight (Low), Moderate (Medium) and Substantial (High) respectively.

PROGRESS THROUGH KNOWLEDGE

OBJECTIVE:

The course is aimed to

- Describe mass, momentum and energy transport at molecular, microscopic and macroscopic level to determine velocity, temperature and concentration profiles.

UNIT I MOMENTUM TRANSPORT**9**

Viscosity, temperature and pressure effect on viscosity of gases and liquids, Newton's law, mechanism of momentum transport, shell momentum balance method, Shear stress and velocity distributions in falling film, circular tube, annulus, slit.

UNIT II ENERGY TRANSPORT**9**

Thermal conductivity, temperature and pressure effect on thermal conductivity of gases and liquids, Fourier's law, mechanism of energy transport, shell energy balance method, Energy flux and temperature distribution in solids and laminar flow with electrical, nuclear, viscous, chemical heat source, heat conduction through composite walls, cylinders, spheres, fins, slits.

UNIT III MASS TRANSPORT**9**

Diffusivity, temperature and pressure effect on diffusivity, Fick's law, mechanism of mass transport, shell mass balance method, Mass flux and concentration distribution in solids and in laminar flow: stagnant gas film, heterogeneous and homogeneous chemical reaction systems, falling film, porous catalyst.

UNIT IV EQUATIONS OF CHANGE AND THEIR APPLICATIONS**9**

Momentum: Equations of continuity, motion and mechanical energy (Isothermal), Energy: Equation of energy (non-isothermal). Mass: Equations of change (multi-component), equations of continuity for each species, equation of energy (multi-component). Solutions of momentum, heat and mass transfer problems discussed under shell balance by applications of equation of change, dimensional analysis of equations of change.

UNIT V TRANSPORT IN TURBULENT FLOWS AND ANALOGIES**9**

Comparison of laminar and turbulent flows, time-smoothed equations of change, empirical expressions. Comparison of laminar and turbulent hydrodynamics, thermal and concentration boundary layer and their thicknesses. Development and applications of analogies between momentum, heat and mass transfer.

TOTAL: 45 PERIODS**OUTCOMES:**

On the completion of the course students are expected to

- CO1:** Understand the mechanisms of momentum, heat and mass transfer each at molecular, micro and macro levels.
- CO2:** Develop mathematical models to determine transfer fluxes and velocity, temperature and concentration distribution for flow channels, heat sources and systems involving diffusion and reactions.
- CO3:** Determine the interrelationship between the molecular, microscopic and macroscopic descriptions of transport processes and compare the various coordinate systems to formulate equations of change.
- CO4:** Apply the equation of change for different coordinate systems and solve of momentum, mass and heat transport problems.
- CO5:** Apply the concepts of dimensional analysis and scale factors for equation of change for different coordinate systems and analyze the analogy between the transports and understand the turbulence and boundary layer concept in heat and mass transport.

TEXT BOOKS:

1. Bird, R. B., Stewart, W. E. and Lighfoot, E. W., "Transport Phenomena", 2nd Edn., John Wiley, 2002
2. Brodkey, R. S., and Hershey, H. C., "Transport Phenomena", McGraw-Hill, 1988

REFERENCES:

1. Welty, J. R., Wilson, R. W., and Wicks, C. W., "Fundamentals of Momentum Heat and Mass Transfer", 3rd Edition. John Wiley, New York, 1984.
2. Slattery, J. S., "Advanced Transport Phenomena", Cambridge University Press, London, 1999.
3. C. J. Geankopolis, "Transport Processes in Chemical Operations", 3rd Edn., Prentice Hall of India, New Delhi, 1996.



Course Articulation Matrix: **TRANSPORT PHENOMENA**

Course Outcomes	Statement	Program Outcomes													
		PO1	PO2	PO3	PO4	PO5	PO6	PO7	PO8	PO9	PO10	PO11	PO12	PSO1	PSO2
CO1	Understand the mechanisms of momentum, heat and mass transfer each at molecular, micro and macro levels.	3	3	3	3	1	1	3	-	-	-	1	2	2	2
CO2	Develop mathematical models to determine transfer fluxes and velocity, temperature and concentration distribution for flow channels, heat sources and systems involving diffusion and reactions.	3	3	3	3	2	1	1	-	-	-	1	2	2	2
CO3	Determine the interrelationship between the molecular, microscopic and macroscopic descriptions of transport processes and compare the various coordinate systems to formulate equations of change.	3	3	3	3	2	1	1	-	-	-	1	2	2	2
CO4	Apply the equation of change for different coordinate systems and solve of momentum, mass and heat transport problems.	3	3	3	3	1	1	1	-	-	-	1	2	2	2
CO5	Apply the concepts of dimensional analysis and scale factors for equation of change for different coordinate systems and analyze the analogy between the transports and understand the turbulence and boundary layer concept in heat and mass transport.	3	3	3	3	1	1	1	-	-	-	1	2	2	2
Overall CO		3	3	3	3	2	1	1	-	-	-		2	2	2

1, 2 and 3 are correlation levels with weightings as Slight (Low), Moderate (Medium) and Substantial (High) respectively.

UNIT I INTRODUCTION AND FIRST PRINCIPLES**9**

Definition, Uses of Mathematical Models - Principles of formulation, Classification of Process Models, Fundamental laws: Total Continuity equation- Macroscopic and Microscopic Examples, Component Continuity Equation – Macroscopic and Microscopic Examples, Energy equation, Equations of motion, Transport equations, Equations of State, Equilibrium and Chemical Kinetics. Simple Examples.

UNIT II LUMPED SYSTEMS**9**

Simple Hydraulic Tank, Variable flow hydraulic tank, Enclosed tank, Adiabatic compression in gas space, Mixing vessel, Mixing with reaction, Reversible reaction, Steam jacketed vessel, Continuous flow boiling system.

UNIT III STAGED OPERATIONS AND DISTRIBUTED SYSTEMS**9**

Staged Operations: Counter current extraction, Distillation columns - Binary distillation. Distributed systems: Counter current Heat exchanger, Membrane separation process, tubular reactor and evaporators.

UNIT IV FITTING MODEL TO DATA**9**

Fitting Linear Model, Multi-Linear Models, Matrix representation of Multi Linear Model, Fitting Quadratic Model, Cubic Model and Polynomial model using Regression, Power Law models. Performance Criteria to check quality of model, Co-efficient of Determination (R^2)

UNIT V SIMULATION OF BASIC MODELS**9**

MATLAB/Simulink - Introduction, Basic components, Operational Blocks, Examples - Gravity flow tank, Three CSTR's in series, Numerical solution of model using RK4, Euler's explicit and implicit techniques, Introduction to ODE 45 solver, Dynamic simulation of simple tank, variable flow tank, enclosed tank with isothermal compression, mixing vessel, mixing vessel with reaction using ODE 45 solver.

TOTAL: 45 PERIODS**OUTCOMES:**

On completion of the course, the students will be able to

CO1: Understand the fundamentals of modeling and their applications to transport/energy equations, chemical and phase equilibria kinetics

CO2: Associate the model with constitutive relations such as phenomenological laws, rate equations, equations of state, property estimation methods

CO3: Create the mathematical models for different unit operations equipments

CO4: Analyze the principles of steady state/unsteady state lumped systems and steady state/unsteady state distributed systems

CO5: Apply relevant solution methods for the mathematical models with relevant initial and/or boundary conditions

TEXT BOOKS

1. Bequette, B. W., Process Dynamics: Modeling, Analysis, and Simulation. Prentice-Hall, 2002.
2. Babu, B V., Process Plant Simulation, Oxford University Press, 2004
3. Jana, A. K., Chemical Process Modeling and Computer Simulation, Second Edition, Prentice Hall India Pvt. Ltd, 2011.

REFERENCE BOOKS

1. Luyben, W.L.: Process Modeling, Simulation and Control for Chemical Engineers, McGraw Hill, International Student Edition, Second Edition, 1996.
2. Ramirez, W. D., Computational Methods for Process Simulation, Second Edition, Elsevier Science, 1997.

Course Articulation matrix:

Course Outcomes	Statements	Program Outcomes														
		PO 1	PO2	PO3	PO 4	PO5	PO6	PO7	PO8	PO9	PO10	PO11	PO12	PSO1	PSO2	PSO3
CO1	Understand the fundamentals of modeling and their applications to transport/energy equations, chemical and phase equilibria kinetics	2	2	2	2	1	1	1	1	2	1	1	2	2	2	1
CO2	Associate the model with constitutive relations such as phenomenological laws, rate equations, equations of state, property estimation methods	2	2	2	2	2	1	1	1	2	1	1	2	2	2	1
CO3	Create the mathematical models for different unit operations equipments	2	2	2	2	2	1	1	1	2	1	1	2	2	2	1
CO4	Analyze the principles of steady state/unsteady state lumped systems and steady state/ unsteady state distributed systems	2	2	2	2	2	1	1	1	2	1	1	2	2	2	1
CO5	Apply relevant solution methods for the mathematical models with relevant initial and/or boundary conditions	2	2	2	2	2	1	1	1	2	1	1	2	2	2	1
Overall CO		2	2	2	2	2	1	1	1	2	1	1	2	2	2	1

1, 2 and 3 are correlation levels with weightings as Slight (Low), Moderate (Medium) and Substantial (High) respectively

OBJECTIVE:

- To enable the students to compute molecular weight averages from the molecular weight distribution, Condensation polymerization and transition in polymers.

UNIT I INTRODUCTION**9**

Basic concepts of macromolecules – Monomers – Polymers – Natural and Synthetic polymers - structure of natural products like cellulose, rubber and proteins - Chemistry of Olefins and Dienes – double bonds - Functionality - degree of polymerization-Classification and nomenclature of polymers – Thermoplastic and thermosetting polymerization.

UNIT II ADDITION AND CONDENSATION POLYMERIZATION**9**

Addition Polymerization: free radical polymerization – cationic polymerization – anionic polymerization – coordination polymerization – industrial polymerization – bulk, emulsion, suspension and solution polymerization techniques – Copolymerization concepts – Condensation polymerization

UNIT III MOLECULAR WEIGHTS OF POLYMERS**9**

Molecular weight of polymer: Number average and Weight average molecular weights – Degree of polymerization – molecular weight distribution – Polydispersity – Molecular weight determination.– Gel Permeation Chromatography, Osmometry and Light Scattering

UNIT IV GLASS TRANSITIONS TEMPARATURE**9**

Glass transition Temperature: significance and experimental study – Melting Point of polymer - significance and experimental study – Relationship between T_g and T_m – Crystallinity in polymers – effect of crystallization– factors affecting crystallization - Polymer Density / Apparent Density, Viscosity measurements.

UNIT V PLASTICS PROCESS – MOLDIG TECHNIQUES**9**

Injection molding: Principle, Types and advantages - Blow molding: Principle, Types and advantages - Thermoforming: Principle, Types and advantages - Compression molding: Principle, Types and advantages - Extrusion : Principle, Types and advantages – Calendaring : Principle, Types and advantages.

TOTAL: 45 PERIODS**COURSE OUTCOME:**

CO1: Understand the fundamentals of Monomer, Polymer and its types.

CO2: Understand the addition and condensation polymerization mechanism.

CO3: Acquire knowledge on molecular weight and its significance

CO4: Acquire knowledge on glass transition temperature and melting point

CO5: Understand the concept of different molding techniques for different applications

CO6: Understand the manufacture of water soluble polymers and bio degradable polymers

TEXT BOOKS:

1. Billmeyer.F.W.,Jr, Text Book of Polymer Science, Ed. Wiley-Interscience, 1984.
2. Seymour. R.B., and Carraher.C.E., Jr., Polymer Chemistry, 2nd Ed., Marcel Dekker, 1988.
3. Gowariker.V.T., Viswanathan.N.V., and Sreedar.J., Polymer Science, Wiley Eastern Ltd., 1988.

REFERENCES:

1. Joel,R.F; Polymer Science and Technology, Eastern Economy Edition, 1999.
2. Rodriguez, F., Cohen.C., Oberic.K and Arches, L.A., Principles of Polymer Systems, 6th edition, CRC Press, 2014.

Course Articulation Matrix: POLYMER TECHNOLOGY

Course Outcomes	Statement	Program Outcome													
		PO 1	PO 2	PO 3	PO 4	PO 5	PO 6	PO 7	PO 8	PO 9	PO 10	PO 11	PO 12	PSO 1	PSO 2
CO1	Understand the fundamentals of Monomer, Polymer and its types	3	1	1	1	-	-	-	-	-	-	-	-	2	2
CO2	Understand the addition and condensation polymerization mechanism	3	2	2	2	1	-	2	-	-	-	-	3	2	2
CO3	Acquire knowledge on molecular weight and its significance	3	3	2	1	3	3	1	-	-	-	-	1	2	2
CO4	Acquire knowledge on glass transition temperature and melting point	3	2	2	1	3	2	1	-	-	-	-	1	2	2
CO5	Understand the concept of different moulding techniques for different applications	2	3	2	2	3	3	2	-	-	-	-	3	2	2
CO6	Understand the manufacture of water soluble polymers and bio degradable polymers	3	2	2	2	1	-	2	-	-	2	-	2	2	2
Overall CO		3	2	2	2	2	1	1	-	-	-	-	2	2	2

1, 2 and 3 are correlation levels with weightings as Slight (Low), Moderate (Medium) and Substantial (High) respectively

PROGRESS THROUGH KNOWLEDGE

OBJECTIVE:

- To enable the students to learn the design aspects of fluidized beds.

UNIT	BASICS OF FLUIDIZATION	9
Packed bed – Velocity – Pressure drop relations – Correlations of Ergun, Kozney karman – On set of fluidization – Properties of fluidized beds – Development of fluidization from fixed bed.		
UNIT II	FLUIDIZED BED TYPES	9
Minimum fluidization conditions – Expanded bed – Elutriation – Moving solids and dilute phase – spouted bed.		
UNIT III	DESIGN ASPECTS	9
Channeling – Bed expansion in liquid – Solid and gas – Solid fluidizations. Design aspects of fluidized bed systems.		
UNIT IV	HEAT AND MASS TRANSFER IN FLUIDIZED BEDS	9
Heat and mass transfer in fluidized bed systems – Industrial applications and case studies of fluidized bed systems.		
UNIT V	OTHER TYPES OF FLUIDIZATION	9
Single stage and multistage fluidization – Collection of fines – Use of cyclones.		
		TOTAL: 45 PERIODS

OUTCOME:

- CO1 :Understand the basics and governing equations of fluidization
 CO2 :Understand the fluidization conditions/behaviours as well as types of fluidization
 CO3 :Analyse and apply design concepts for designing the fluidization systems.
 CO4 :Understand heat and mass transfer concepts & case studies in fluidization.
 CO5 :Understand the various accessories used & stages of fluidization.
 CO6 :knowledge on industrial applications of fluidization systems.

TEXT BOOKS:

- Levenspiel, "Fluidization Engineering", 2nd Edition, Butterworth – Heinmann, 1991.
- Robert H. Perry and Don W. Green, "Perry's Chemical Engineer's Hand Book", 7th Edition, Mc Graw Hill – International, 1997.

REFERENCES:

- Rowe and Davidson, "Fluidization", Academic Press ,1971.
- Leva, M., "Fluidization", McGraw Hill Book Co, 1959.
- Wen-Ching Yang., "Handbook of Fluidization and Fluid-Particle Systems", Marcel Dekker Inc, 2003.

Course Outcomes	Statement	FLUIDIZATION ENGINEERING													
		PO 1	PO 2	PO 3	PO 4	PO5	PO6	PO7	PO8	PO9	PO10	PO11	PO12	PSO1	PSO2
CO1	Understand the basics and governing equations of fluidization	3	1	-	3	2	-	-	-	-	-	-	1	-	1
CO2	Understand the fluidization conditions/behaviours as well as types of fluidization	2	1	-	3	2	-	-	-	-	-	-	1	-	1
CO3	Analyse and apply design concepts for designing the fluidization systems.	2	1	-	3	2	-	-	-	-	-	-	1	-	1
CO4	Understand heat and mass transfer concepts & case studies in fluidization.	2	1	-	3	2	-	-	-	-	-	-	1	-	1
CO5	Understand the various accessories used & stages of fluidization.	2	1	-	3	2	-	-	-	-	-	-	1	-	1
CO6	knowledge on industrial applications of fluidization systems.	1	1	-	3	2	-	-	-	-	-	-	1	-	1
Overall CO		2	1	0	3	2	0	0	0	0	0	0	1	-	1

PROGRESS THROUGH KNOWLEDGE

OBJECTIVE:

- To focus on the wastewater transport system, theory and design technique for the waste water treatment process

UNIT I INTERNAL TREATMENT PROCESS 9

Character and properties – Water problem and solution – Water Sedimentation - Coagulation – Filtration – Disinfection – Theory, necessity, process, equipment, Application, location, limitation.

UNIT II EXTERNAL TREATMENT PROCESS 9

Softening by Ion – exchange process, Demineralization – Removal of ion, Manganese, odour, colour taste – Deaeration – Oxidation – Fluoridation – Dealkalisation – Desalination by Reverse osmosis.

UNIT III BOILER WATER AND COOLING WATER 9

Concept – Importance – Location – Commonly used desalination process – Distillation – Electro dialysis – Reverse osmosis – Freezing – Solar distillation- Purpose – Measurement and control of pH, corrosion, fouling – Microbial analysis – Ozone control – Study of microorganism – Energy efficient operations and maintenance.

UNIT IV WASTE WATER TREATMENT 9

Waste water in Industry- Home and Agriculture – Various waste water treatment processes – Optimization – Benefits and costs – Microbial and sanitation water treatment – Bio film formation and removal

UNIT V WATER MANAGEMENT IN INDIA 9

Water resources and planning – Water policy – Indian scene – Main aspects of water management – Hydrological cycle – Hydrosphere – Water transport – Water exchange – Causes and problems in irrigation, rural water, urban water – Water conservation resource management – Rain Harvesting.

TOTAL: 45 PERIODS**OUTCOME:**

On completion of the course, the students will be able to

- Acquire the basic knowledge on physical and chemical unit operations in water treatment
- Understand the concepts of external treatment process
- Explain the importance of boiler and cooling water in industries
- understand the theory, engineering application, and design technique for the wastewater treatment unit process.
- Acquire knowledge on conservation of water
- Understand the need for advanced technologies in water treatment

TEXT BOOKS:

- P.C.Bansil "Water Management in India", Concept Publishing company, New Delhi, First Edition, 2004.
- G.S.Bridie and J.S.Bridie "Water Supply and Sanitary Engineering", Dhanpat Raj Publishing company (P) Ltd., New Delhi, 7th Edition, 2003.

REFERENCES:

- Austin G.T., "Shreve's Chemical Process Industries", Fifth Edition, McGraw Hill, 1998.
- S.C. Rangwala, "Water supply and Sanitary Engineering", 18th Edition, Charotar Publishing House, 2003.
- Pandey G.N., "Text Book of Chemical Technology", Vikas Publishing House Pvt. Ltd., New Delhi, 1992

Course Outcomes	Statement	WATER TREATMENT AND MANAGEMENT													
		PO1	PO2	PO3	PO4	PO5	PO6	PO7	PO8	PO9	PO10	PO11	PO12	PSO1	PSO2
CO1	Acquire the basic knowledge on physical and chemical unit operations in water treatment	3	2	2	3	1	2	3	-	-	-	-	1	2	2
CO2	Understand the concepts of external treatment process	3	2	2	3	1	2	3	-	-	-	-	1	2	2
CO3	Explain the importance of boiler and cooling water in industries	3	2	2	3	1	2	3	-	-	-	-	1	2	2
CO4	understand the theory, engineering application, and design technique for the wastewater treatment unit process.	3	2	2	3	1	2	3	-	-	-	-	1	2	2
CO5	Acquire knowledge on conservation of water	3	2	2	3	1	2	3	-	-	-	-	1	2	2
CO6	Understand the need for advanced technologies in water treatment	3	2	2	3	1	2	3	-	-	-	-	1	2	2
Overall CO		3	3	2	2	3	1	2	3	-	-	-	-	1	2

PROGRESS THROUGH KNOWLEDGE

OBJECTIVES

- This course will be able to help the students to be aware of various measurement systems used in chemical & petrochemical industries to measure process variables.

UNIT I PRINCIPLES OF MEASUREMENT: 9

Measuring Instrument: Introduction and its types- Elements and its function. Transducer: Importance and its classification - Measuring errors: Sources - reduction - quantification of systematic and Random errors. Performance characteristics: Static and Dynamic characteristics

UNIT II TEMPERATURE MEASUREMENT: 9

Principles of temperature measurement: Thermoelectric effect sensors - Varying resistance devices - Radiation thermometers - Thermography - Thermal expansion methods - Fibre-optic temperature sensors - Selection of temperature transducers.

UNIT III PRESSURE MEASUREMENT: 9

Principles of Pressure Measurement: Manometers - Bourdon tube - Bellows - Diaphragms - Capacitive pressure sensor - Fibre-optic pressure sensors - Resonant-wire devices - Dead-weight gauge - Special measurement devices for low pressures measurement - Selection of pressure sensors.

UNIT IV FLOW AND VISCOSITY MEASUREMENT: 9

Principles of Flow Measurement : Mass flow rate measurement and Volume flow rate measurement - Choice between flow meters for particular applications. Viscosity measurement: Capillary and tube viscometers - Falling body viscometer - Rotational viscometers.

UNIT V LEVEL MEASUREMENT: 9

Principles of Level Measurement: Float systems - Pressure measuring devices - Capacitive devices - Ultrasonic level gauge - Radar (microwave) methods - Radiation methods - Vibrating level sensor and Laser methods - Choice between different level sensors.

TOTAL: 45 PERIODS**OUTCOMES:**

On the completion of the course students are expected to

CO1: Discuss the type, performance characteristics and error generation of measurement

CO2: Explain temperature measurement device applied in chemical industries

CO3: Describe various range of pressure measuring system used in process industries

CO4: Illustrate flow and viscosity measurement techniques related to production industries

CO5: Elaborate level measurement tool adopted in industries

CO6: Select suitable measurement instruments required in chemical & petrochemical industries based on learning

TEXT BOOKS

- Alan S Morris, Reza Langari, "Measurement and Instrumentation: Theory and Application", 3rd Edition, Academic Press, United States of America, 2001.

REFERENCES:

- William C Dunn , "Fundamentals of Industrial Instrumentation and Process Control", 1st Edition, McGraw Hill International Edition, New Delhi, 2005.
- Singh S.K, "Industrial Instrumentation and Control", 2nd Edition, McGraw Hill International Edition, New Delhi, 2006.

Course Outcomes	Statement	PROCESS INSTRUMENTATION													
		PO1	PO2	PO3	PO4	PO5	PO6	PO7	PO8	PO9	PO10	PO11	PO12	PSO1	PSO2
CO1	Discuss the type, performance characteristics and error generation of measurement elements	3	2	-	1	2	-	-	-	-	-	-	1	2	-
CO2	Understand & Explain temperature measurement device applied in chemical industries	3	2	-	1	2	-	-	-	-	-	-	1	2	-
CO3	Describe various range of pressure measuring system used in process industries.	3	2	-	1	2	-	-	-	-	-	-	1	2	-
CO4	Illustrate flow and viscosity measurement techniques related to production industries	3	2	-	1	2	-	-	-	-	-	-	1	2	-
CO5	Elaborate level measurement tool adopted in industries	3	2	-	1	2	-	-	-	-	-	-	1	2	-
CO6	Select suitable measurement instruments required in chemical & petrochemical industries based on learning.	1	1	-	3	2	-	-	-	-	-	-	1	2	-
Overall CO		3	2	0	2	2	0	0	0	0	0	0	1	2	0

PROGRESS THROUGH KNOWLEDGE

COURSE OBJECTIVES:

- Sketch the Evolution of Management.
- Extract the functions and principles of management.
- Learn the application of the principles in an organization.
- Study the various HR related activities.
- Analyze the position of self and company goals towards business.

UNIT I INTRODUCTION TO MANAGEMENT AND ORGANIZATIONS 9

Definition of Management – Science or Art – Manager Vs Entrepreneur- types of managers- managerial roles and skills – Evolution of Management –Scientific, human relations, system and contingency approaches– Types of Business organization- Sole proprietorship, partnership, company-public and private sector enterprises- Organization culture and Environment – Current trends and issues in Management.

UNIT II PLANNING 9

Nature and purpose of planning – Planning process – Types of planning – Objectives – Setting objectives – Policies – Planning premises – Strategic Management – Planning Tools and Techniques – Decision making steps and process.

UNIT III ORGANISING 9

Nature and purpose – Formal and informal organization – Organization chart – Organization structure – Types – Line and staff authority – Departmentalization – delegation of authority – Centralization and decentralization – Job Design - Human Resource Management – HR Planning, Recruitment, selection, Training and Development, Performance Management, Career planning and management.

UNIT IV DIRECTING 9

Foundations of individual and group behaviour– Motivation – Motivation theories – Motivational techniques – Job satisfaction – Job enrichment – Leadership – types and theories of leadership – Communication – Process of communication – Barrier in communication – Effective communication – Communication and IT.

UNIT V CONTROLLING 9

System and process of controlling – Budgetary and non - Budgetary control techniques – Use of computers and IT in Management control – Productivity problems and management – Control and performance – Direct and preventive control – Reporting.

TOTAL: 45 PERIODS**COURSE OUTCOMES:**

CO1: Upon completion of the course, students will be able to have clear understanding of managerial functions like planning, organizing, staffing, leading & controlling.

CO2: Have same basic knowledge on international aspect of management.

CO3: Ability to understand management concept of organizing.

CO4: Ability to understand management concept of directing.

CO5: Ability to understand management concept of controlling.

TEXT BOOKS:

1. Harold Koontz and Heinz Weihrich “Essentials of management” Tata McGraw Hill, 1998.
2. Stephen P. Robbins and Mary Coulter, “ Management”, Prentice Hall (India) Pvt. Ltd., 10th Edition, 2009.

REFERENCES:

1. Robert Kreitner and Mamata Mohapatra, “ Management”, Biztantra, 2008.

2. Stephen A. Robbins and David A. Decenzo and Mary Coulter, "Fundamentals of Management" Pearson Education, 7th Edition, 2011.
3. Tripathy PC and Reddy PN, "Principles of Management", Tata Mcgraw Hill, 1999.

CO's	PO's												PSO's		
	1	2	3	4	5	6	7	8	9	10	11	12	1	2	3
1	3		-	-	-	1	-	-	-	-	-	-	2	1	1
2	-	1	1	-	-	-	-	-	-	-	-	-	2	1	-
3	1		-	2	-	-	1	-	2	-	1	1	-	-	2
4	-	1	1	1	2	-	-	1	2	-	-	-	1	1	1
5	1		-	-	1	1	-	-	-	3	-	1	1	-	1
AVg.	1.66	1	1	1.5	1.5	1	1	1	2	3	1	1	1.5	1	1.25

GE3752

TOTAL QUALITY MANAGEMENT

L T P C
3 0 0 3

COURSE OBJECTIVES:

- Teach the need for quality, its evolution, basic concepts, contribution of quality gurus, TQM framework, Barriers and Benefits of TQM.
- Explain the TQM Principles for application.
- Define the basics of Six Sigma and apply Traditional tools, New tools, Benchmarking and FMEA.
- Describe Taguchi's Quality Loss Function, Performance Measures and apply Techniques like QFD, TPM, COQ and BPR.
- Illustrate and apply QMS and EMS in any organization.

UNIT I

INTRODUCTION

9

Introduction - Need for quality - Evolution of quality - Definition of quality - Dimensions of product and service quality –Definition of TQM-- Basic concepts of TQM - Gurus of TQM (Brief introduction) -- TQM Framework- Barriers to TQM –Benefits of TQM.

UNIT II

TQM PRINCIPLES

9

Leadership - Deming Philosophy, Quality Council, Quality statements and Strategic planning- Customer Satisfaction –Customer Perception of Quality, Feedback, Customer complaints, Service Quality, Kano Model and Customer retention – Employee involvement – Motivation, Empowerment, Team and Teamwork, Recognition & Reward and Performance Appraisal-- Continuous process improvement –Juran Trilogy, PDSA cycle, 5S and Kaizen - Supplier partnership – Partnering, Supplier selection, Supplier Rating and Relationship development.

UNIT III

TQM TOOLS & TECHNIQUES I

9

The seven traditional tools of quality - New management tools - Six-sigma Process Capability- Bench marking - Reasons to benchmark, Benchmarking process, What to Bench Mark, Understanding Current Performance, Planning, Studying Others, Learning from the data, Using the findings, Pitfalls and Criticisms of Benchmarking - FMEA - Intent , Documentation, Stages: Design FMEA and Process FMEA.

UNIT IV

TQM TOOLS & TECHNIQUES II

9

Quality circles – Quality Function Deployment (QFD) - Taguchi quality loss function – TPM – Concepts, improvement needs – Performance measures- Cost of Quality - BPR.

UNIT V

QUALITY MANAGEMENT SYSTEM

9

Introduction-Benefits of ISO Registration-ISO 9000 Series of Standards-Sector-Specific

Standards - AS 9100, TS16949 and TL 9000-- ISO 9001 Requirements-Implementation-Documentation- Internal Audits-Registration-ENVIRONMENTAL MANAGEMENT SYSTEM: Introduction—ISO 14000 Series Standards—Concepts of ISO 14001—Requirements of ISO 14001-Benefits of EMS.

TOTAL: 45 PERIODS

COURSE OUTCOMES:

- CO1 :** Ability to apply TQM concepts in a selected enterprise.
- CO2:** Ability to apply TQM principles in a selected enterprise.
- CO3:** Ability to understand Six Sigma and apply Traditional tools, New tools, Benchmarking and FMEA.
- CO4:** Ability to understand Taguchi's Quality Loss Function, Performance Measures and apply QFD, TPM, COQ and BPR.
- CO5:** Ability to apply QMS and EMS in any organization.

TEXT BOOK:

1. Dale H. Besterfield, Carol B. Michna, Glen H. Besterfield, Mary B. Sacre, Hemant Urdhwarshet and Rashmi Urdhwarshet, "Total Quality Management", Pearson Education Asia, Revised Third Edition, Indian Reprint, Sixth Impression, 2013.

REFERENCES:

- 1 Joel.E. Ross, "Total Quality Management – Text and Cases", Routledge., 2017.
2. Kiran.D.R, "Total Quality Management: Key concepts and case studies, Butterworth – Heinemann Ltd, 2016.
3. Oakland, J.S. "TQM – Text with Cases", Butterworth – Heinemann Ltd., Oxford, Third Edition, 2003.
4. Suganthi, L and Anand Samuel, "Total Quality Management", Prentice Hall (India) Pvt. Ltd., 2006 .

CO's- PO's & PSO's MAPPING

CO's	PO's												PSO's		
	1	2	3	4	5	6	7	8	9	10	11	12	1	2	3
1		3										3	2		3
2						3						3		2	
3					3				3					2	3
4		2			3	2	3	2				3	3	2	
5			3			3	3	2							
AVg.		2.5	3		3	2.6	3	2	3			3	2.5	2	3

PROGRESS THROUGH KNOWLEDGE

GE3753

ENGINEERING ECONOMICS AND FINANCIAL ACCOUNTING

L T P C
3 0 0 3

COURSE OBJECTIVES:

- Understanding the concept of Engineering Economics.
- Implement various micro economics concept in real life.
- Gaining knowledge in the field of macro economics to enable the students to have better understanding of various components of macro economics.
- Understanding the different procedures of pricing.
- Learn the various cost related concepts in micro economics.

UNIT I DEMAND & SUPPLY ANALYSIS

9

Managerial Economics - Relationship with other disciplines - Firms: Types, objectives and goals - Managerial decisions - Decision analysis. Demand - Types of demand - Determinants

of demand - Demand function – Demand elasticity - Demand forecasting - Supply - Determinants of supply - Supply function -Supply elasticity.

UNIT II PRODUCTION AND COST ANALYSIS 9

Production function - Returns to scale - Production optimization - Least cost input - Isoquants - Managerial uses of production function. Cost Concepts - Cost function - Determinants of cost - Short run and Long run cost curves - Cost Output Decision - Estimation of Cost.

UNIT III PRICING 9

Determinants of Price - Pricing under different objectives and different market structures - Price discrimination - Pricing methods in practice.

UNIT IV FINANCIAL ACCOUNTING (ELEMENTARY TREATMENT) 9

Balance sheet and related concepts - Profit & Loss Statement and related concepts - Financial Ratio Analysis - Cash flow analysis - Funds flow analysis - Comparative financial statements - Analysis & Interpretation of financial statements.

UNIT V CAPITAL BUDGETING (ELEMENTARY TREATMENT) 9

Investments - Risks and return evaluation of investment decision - Average rate of return - Payback Period - Net Present Value - Internal rate of return.

TOTAL: 45 PERIODS

COURSE OUTCOMES: Students able to

CO1: Upon successful completion of this course, students will acquire the skills to apply the basics of economics and cost analysis to engineering and take economically sound decisions

CO2: Evaluate the economic theories, cost concepts and pricing policies

CO3: Understand the market structures and integration concepts

CO4: Understand the measures of national income, the functions of banks and concepts of globalization

CO5: Apply the concepts of financial management for project appraisal

TEXT BOOKS:

1. Panneer Selvam, R, "Engineering Economics", Prentice Hall of India Ltd, New Delhi, 2001.
2. Managerial Economics: Analysis, Problems and Cases - P. L. Mehta, Edition, 13. Publisher, Sultan Chand, 2007.

REFERENCES:

1. Chan S.Park, "Contemporary Engineering Economics", Prentice Hall of India, 2011.
2. Donald.G. Newman, Jerome.P.Lavelle, "Engineering Economics and analysis" Engg. Press, Texas, 2010.
3. Degarmo, E.P., Sullivan, W.G and Canada, J.R, "Engineering Economy", Macmillan, New York, 2011.
4. Zahid A khan: Engineering Economy, "Engineering Economy", Dorling Kindersley, 2012
5. Dr. S. N. Maheswari and Dr. S.K. Maheshwari: Financial Accounting, Vikas, 2009

MAPPING OF COS AND POS:

CO's	PO's												PSO's		
	1	2	3	4	5	6	7	8	9	10	11	12	1	2	3
1		3								2			1	3	
2		3												2	2
3		2													
4	2	3	3		2								2	3	
5	3	3	3		2								2		2
AVg.	2.5	2.4	3		2					2			1.8	2.6	2

OBJECTIVE:

- To provide knowledge about management issues related to staffing,
- To provide knowledge about management issues related to training,
- To provide knowledge about management issues related to performance
- To provide knowledge about management issues related to compensation
- To provide knowledge about management issues related to human factors consideration and compliance with human resource requirements.

UNIT I INTRODUCTION TO HUMAN RESOURCE MANAGEMENT 9

The importance of human resources – Objective of Human Resource Management - Human resource policies - Role of human resource manager.

UNIT II HUMAN RESOURCE PLANNING 9

Importance of Human Resource Planning – Internal and External sources of Human Resources - Recruitment - Selection – Socialization.

UNIT III TRAINING AND EXECUTIVE DEVELOPMENT 9

Types of training and Executive development methods – purpose – benefits.

UNIT IV EMPLOYEE COMPENSATION 9

Compensation plan – Reward – Motivation – Career Development - Mentor – Protege relationships.

UNIT V PERFORMANCE EVALUATION AND CONTROL 9

Performance evaluation – Feedback - The control process – Importance – Methods – grievances – Causes – Redressal methods.

TOTAL: 45 PERIODS**COURSE OUTCOMES:**

- CO1:** Students would have gained knowledge on the various aspects of HRM
CO2: Students will gain knowledge needed for success as a human resources professional.
CO3: Students will develop the skills needed for a successful HR manager.
CO4: Students would be prepared to implement the concepts learned in the workplace.
CO5: Students would be aware of the emerging concepts in the field of HRM

TEXT BOOKS:

1. Decenzo and Robbins, "Human Resource Management", 8th Edition, Wiley, 2007.
2. John Bernardin. H., "Human Resource Management – An Experimental Approach", 5th Edition, Tata McGraw Hill, 2013, New Delhi.

REFERENCES:

1. Luis R., Gomez-Mejia, DavidB. Balkin and Robert L. Cardy, "Managing Human Resources", 7th Edition, PHI, 2012.
2. Dessler, "Human Resource Management", Pearson Education Limited, 2007.

CO's- PO's & PSO's MAPPING

CO's	PO's												PSO's		
	1	2	3	4	5	6	7	8	9	10	11	12	1	2	3
1	2	2	1	2	2	2	1	1	2	1	1	1	1	1	1
2	3	3	2	3	2	2	2	2	3	1	2	1	1	2	1
3	3	3	3	3	3	3	2	2	3	1	2	1	1	2	1
4	3	3	2	3	3	2	2	2	2	1	1	1	1	1	1
5	3	3	1	2	2	2	2	2	2	1	1	1	1	1	1
AVg.	2.8	2.8	1.8	2.6	2.6	2.2	1.8	1.8	2.4	1	1.4	1	1	1.4	1

COURSE OBJECTIVES:

The student should be made to:

Learn the Evolution of Knowledge management.

- Be familiar with tools.
- Be exposed to Applications.
- Be familiar with some case studies.

UNIT I INTRODUCTION**9**

Introduction: An Introduction to Knowledge Management - The foundations of knowledge management- including cultural issues- technology applications organizational concepts and processes- management aspects- and decision support systems. The Evolution of Knowledge management: From Information Management to Knowledge Management - Key Challenges Facing the Evolution of Knowledge Management - Ethics for Knowledge Management.

UNIT II CREATING THE CULTURE OF LEARNING AND KNOWLEDGE SHARING**9**

Organization and Knowledge Management - Building the Learning Organization. Knowledge Markets: Cooperation among Distributed Technical Specialists – Tacit Knowledge and Quality Assurance.

UNIT III KNOWLEDGE MANAGEMENT-THE TOOLS**9**

Telecommunications and Networks in Knowledge Management - Internet Search Engines and Knowledge Management - Information Technology in Support of Knowledge Management - Knowledge Management and Vocabulary Control - Information Mapping in Information Retrieval - Information Coding in the Internet Environment - Repackaging Information.

UNIT IV KNOWLEDGE MANAGEMENT APPLICATION**9**

Components of a Knowledge Strategy - Case Studies (From Library to Knowledge Center, Knowledge Management in the Health Sciences, Knowledge Management in Developing Countries).

UNIT V FUTURE TRENDS AND CASE STUDIES**9**

Advanced topics and case studies in knowledge management - Development of a knowledge management map/plan that is integrated with an organization's strategic and business plan - A case study on Corporate Memories for supporting various aspects in the process life -cycles of an organization.

TOTAL: 45 PERIODS**COURSE OUTCOMES:**

Upon completion of the course, the student should be able to:

CO1: Understand the process of acquiring knowledge from experts

CO2: Understand the learning organization.

CO3: Use the knowledge management tools.

CO4: Develop knowledge management Applications.

CO5: Design and develop enterprise applications.

CO's- PO's & PSO's MAPPING

CO's	PO's												PSO's			
	1	2	3	4	5	6	7	8	9	10	11	12	1	2	3	
1					1											
2					2								1			
3					2									2		
4				1	1				1					1		
5				1	1				1					1		
AVg.				1	1.4				1				1	1.33		

TEXT BOOK:

1. Srikantaiah, T.K., Koenig, M., "Knowledge Management for the Information Professional" Information Today, Inc., 2000.

REFERENCE:

1. Nonaka, I., Takeuchi, H., "The Knowledge-Creating Company: How Japanese Companies Create the Dynamics of Innovation", Oxford University Press, 1995.

GE3792**INDUSTRIAL MANAGEMENT****L T P C
3 0 0 3****COURSE OBJECTIVES**

- To study the basic concepts of management; approaches to management; contributors to management studies; various forms of business organization and trade unions function in professional organizations.
- To study the planning; organizing and staffing functions of management in professional organization.
- To study the leading; controlling and decision making functions of management in professional organization.
- To learn the organizational theory in professional organization.
- To learn the principles of productivity and modern concepts in management in professional organization.

UNIT – I INTRODUCTION TO MANAGEMENT**9**

Management: Introduction; Definition and Functions – Approaches to the study of Management – Mintzberg's Ten Managerial Roles – Principles of Taylor; Fayol; Weber; Parker – Forms of Organization: Sole Proprietorship; Partnership; Company (Private and Public); Cooperative – Public Sector Vs Private Sector Organization – Business Environment: Economic; Social; Political; Legal – Trade Union: Definition; Functions; Merits & Demerits.

UNIT – II FUNCTIONS OF MANAGEMENT - I**9**

Planning: Characteristics; Nature; Importance; Steps; Limitation; Planning Premises; Strategic Planning; Vision & Mission statement in Planning– Organizing: Organizing Theory; Principles; Types; Departmentalization; Centralization and Decentralization; Authority & Responsibility – Staffing: Systems Approach; Recruiting and Selection Process; Human Resource Development (HRD) Concept and Design.

UNIT – III FUNCTIONS OF MANAGEMENT - II**9**

Directing (Leading): Leadership Traits; Style; Morale; Managerial Grids (Blake-Mounton, Reddin) – Communication: Purpose; Model; Barriers – Controlling: Process; Types; Levels; Guidelines; Audit (External, Internal, Merits); Preventive Control – Decision Making: Elements; Characteristics; Nature; Process; Classifications.

UNIT – IV ORGANIZATION THEORY**9**

Organizational Conflict: Positive Aspects; Individual; Role; Interpersonal; Intra Group; Inter Group; Conflict Management – Maslow's hierarchy of needs theory; Herzberg's motivation-hygiene theory; McClelland's three needs motivation theory; Vroom's valence-expectancy theory – Change Management: Concept of Change; Lewin's Process of Change Model; Sources of Resistance; Overcoming Resistance; Guidelines to managing Conflict.

UNIT – V PRODUCTIVITY AND MODERN TOPICS**9**

Productivity: Concept; Measurements; Affecting Factors; Methods to Improve – Modern Topics (concept, feature/characteristics, procedure, merits and demerits): Business Process Reengineering (BPR); Benchmarking; SWOT/SWOC Analysis; Total Productive Maintenance; Enterprise Resource Planning (ERP); Management of Information Systems (MIS).

TOTAL: 45 PERIODS**COURSE OUTCOMES:**

At the end of the course the students would be able to

- CO1 Explain basic concepts of management; approaches to management; contributors to management studies; various forms of business organization and trade unions function in professional organizations.
- CO2 Discuss the planning; organizing and staffing functions of management in professional organization.
- CO3 Apply the leading; controlling and decision making functions of management in professional organization.
- CO4 Discuss the organizational theory in professional organization.
- CO5 Apply principles of productivity and modern concepts in management in professional organization.

TEXTBOOKS:

- 1 M. Govindarajan and S. Natarajan, "Principles of Management", Prentice Hall of India, New Delhi, 2009.
- 2 Koontz. H. and Wehrich. H., "Essentials of Management: An International Perspective", 8th Edition, Tata McGrawhill, New Delhi, 2010.

REFERENCES:

- 1 Joseph J, Massie, "Essentials of Management", 4th Edition, Pearson Education, 1987.
- 2 Saxena, P. K., "Principles of Management: A Modern Approach", Global India Publications, 2009.
- 3 S.Chandran, "Organizational Behaviours", Vikas Publishing House Pvt. Ltd., 1994.
- 4 Richard L. Daft, "Organization Theory and Design", South Western College Publishing, 11th Edition, 2012.
- 5 S. TrevisCerto, "Modern Management Concepts and Skills", Pearson Education, 2018.

MAPPING OF COS AND POS:

CO	PO												PSO		
	1	2	3	4	5	6	7	8	9	10	11	12	1	2	3
1	1	1	1	1	1	3	2	3	2	3	1	3	1	1	1
2	1	1	1	1	1	3	2	3	2	3	1	3	1	1	1
3	1	1	1	1	1	3	2	3	2	3	1	3	1	1	1
4	1	1	1	1	1	3	2	3	2	3	1	3	1	1	1
5	1	1	1	1	1	3	2	3	2	3	1	3	1	1	1

MANDATORY COURSES I

MX3081 INTRODUCTION TO WOMEN AND GENDER STUDIES L T P C
3 0 0 0

COURSE OUTLINE

UNIT I CONCEPTS

Sex vs. Gender, masculinity, femininity, socialization, patriarchy, public/ private, essentialism, binaryism, power, hegemony, hierarchy, stereotype, gender roles, gender relation, deconstruction, resistance, sexual division of labour.

UNIT II FEMINIST THEORY

Liberal, Marxist, Socialist, Radical, Psychoanalytic, postmodernist, ecofeminist.

UNIT III WOMEN'S MOVEMENTS: GLOBAL, NATIONAL AND LOCAL

Rise of Feminism in Europe and America.
Women's Movement in India.

UNIT IV GENDER AND LANGUAGE

Linguistic Forms and Gender.
Gender and narratives.

UNIT V GENDER AND REPRESENTATION

Advertising and popular visual media.
Gender and Representation in Alternative Media.
Gender and social media.

TOTAL: 45 PERIODS

MX3082 ELEMENTS OF LITERATURE L T P C
3 0 0 0

OBJECTIVE:

- To make the students aware about the finer sensibilities of human existence through an art form. The students will learn to appreciate different forms of literature as suitable modes of expressing human experience.

1. COURSE CONTENTS

Introduction to Elements of Literature

1. Relevance of literature

- a) Enhances Reading, thinking, discussing and writing skills.
- b) Develops finer sensibility for better human relationship.
- c) Increases understanding of the problem of humanity without bias.
- d) Providing space to reconcile and get a cathartic effect.

2. Elements of fiction

- a) Fiction, fact and literary truth.
- b) Fictional modes and patterns.
- c) Plot character and perspective.

3. Elements of poetry

- a) Emotions and imaginations.
- b) Figurative language.

- c) (Simile, metaphor, conceit, symbol, pun and irony).
- d) Personification and animation.
- e) Rhetoric and trend.

4. Elements of drama

- a) Drama as representational art.
- b) Content mode and elements.
- c) Theatrical performance.
- d) Drama as narration, mediation and persuasion.
- e) Features of tragedy, comedy and satire.

3. READINGS:

1. An Introduction to the Study of English Literature, W.H. Hudson, Atlantic, 2007.
2. An Introduction to Literary Studies, Mario Klarer, Routledge, 2013.
3. The Experience of Poetry, Graham Mode, Open college of Arts with Open Univ Press, 1991.
4. The Elements of Fiction: A Survey, Ulf Wolf (ed), Wolfstuff, 2114.
5. The Elements of Drama, J.L.Styan, Literary Licensing, 2011.

3.1 Textbook:

3.2 *Reference Books:: To be decided by the teacher and student, on the basis of individual student so as to enable him or her to write the term paper.

4. OTHER SESSION:

4.1*Tutorials:

4.2*Laboratory:

4.3*Project: The students will write a term paper to show their understanding of a particular piece of literature

5.*ASSESSMENT:

5.1HA:

5.2Quizzes-HA:

5.3Periodical Examination: one

5.4Project/Lab: one (under the guidance of the teachers the students will take a volume of poetry, fiction or drama and write a term paper to show their understanding of it in a given context; sociological, psychological, historical, autobiographical etc.

5.5Final Exam:

TOTAL : 45 PERIODS

OUTCOME OF THE COURSE:

- Students will be able to understand the relevance of literature in human life and appreciate its aspects in developing finer sensibilities.

In this course on film appreciation, the students will be introduced broadly to the development of film as an art and entertainment form. It will also discuss the language of cinema as it evolved over a century. The students will be taught as to how to read a film and appreciate the various nuances of a film as a text. The students will be guided to study film joyfully.

Theme - A: The Component of Films

- A-1: The material and equipment
- A-2: The story, screenplay and script
- A-3: The actors, crew members, and the director
- A-4: The process of film making... structure of a film

Theme - B: Evolution of Film Language

- B-1: Film language, form, movement etc.
- B-2: Early cinema... **silent film** (Particularly French)
- B-3: The emergence of feature films: **Birth of a Nation**
- B-4: Talkies

Theme - C: Film Theories and Criticism/Appreciation

- C-1: Realist theory; Auteurs
- C-2: Psychoanalytic, Ideological, Feminists
- C-3: How to read films?
- C-4: Film Criticism / Appreciation

Theme – D: Development of Films

- D-1: Representative Soviet films
- D-2: Representative Japanese films
- D-3: Representative Italian films
- D-4: Representative Hollywood film and the studio system

Theme - E: Indian Films

- E-1: The early era
- E-2: The important films made by the directors
- E-3: The regional films
- E-4: The documentaries in India

READING:

A Reader containing important articles on films will be prepared and given to the students. The students must read them and present in the class and have discussion on these.

PROGRESS THROUGH KNOWLEDGE

COURSE OBJECTIVE

- To impart knowledge on concepts related to disaster, disaster risk reduction, disaster management
- To acquaint with the skills for planning and organizing disaster response

UNIT I HAZARDS, VULNERABILITY AND DISASTER RISKS

9

Definition: Disaster, Hazard, Vulnerability, Resilience, Risks – Types of Disasters: Natural, Human induced, Climate change induced –Earthquake, Landslide, Flood, Drought, Fire etc – Technological disasters- Structural collapse, Industrial accidents, oil spills -Causes, Impacts including social, Economic, political, environmental, health, psychosocial, etc.- Disaster vulnerability profile of India and Tamil Nadu - Global trends in disasters: urban disasters,

pandemics, Complex emergencies, - -, Inter relations between Disasters and Sustainable development Goals

UNIT II DISASTER RISK REDUCTION (DRR) 9

Sendai Framework for Disaster Risk Reduction, Disaster cycle - Phases, Culture of safety, prevention, mitigation and preparedness community Based DRR, Structural- nonstructural measures, Roles and responsibilities of- community, Panchayati Raj Institutions / Urban Local Bodies (PRIs/ULBs), States, Centre, and other stakeholders- Early Warning System – Advisories from Appropriate Agencies.- Relevance of indigenous Knowledge, appropriate technology and Local resources.

UNIT III DISASTER MANAGEMENT 9

Components of Disaster Management – Preparedness of rescue and relief, mitigation, rehabilitation and reconstruction- Disaster Risk Management and post disaster management – Compensation and Insurance- Disaster Management Act (2005) and Policy - Other related policies, plans, programmes and legislation - Institutional Processes and Framework at State and Central Level- (NDMA –SDMA-DDMA-NRDF- Civic Volunteers)

UNIT IV TOOLS AND TECHNOLOGY FOR DISASTER MANAGEMENT 9

Early warning systems -Components of Disaster Relief: Water, Food, Sanitation, Shelter, Health, Waste Management, Institutional arrangements (Mitigation, Response and Preparedness, – Role of GIS and Information Technology Components in Preparedness, Risk Assessment, Response and Recovery Phases of Disaster – Disaster Damage Assessment. - Elements of Climate Resilient Development –Standard operation Procedure for disaster response – Financial planning for disaster Management

UNIT V DISASTER MANAGEMENT: CASE STUDIES 9

Discussion on selected case studies to analyse the potential impacts and actions in the contest of disasters-Landslide Hazard Zonation: Earthquake Vulnerability Assessment of Buildings and Infrastructure: Case Studies, Drought Assessment: Case Studies, Coastal Flooding: Storm Surge Assessment, Floods: Fluvial and Pluvial Flooding: Case Studies; Forest Fire: Case Studies, Man Made disasters: Case Studies, Space Based Inputs for Disaster Mitigation and Management and field works related to disaster management.- Field work-Mock drill -

TOTAL : 45 PERIODS

TEXT BOOKS:

- 1 Taimpo (2016), Disaster Management and Preparedness, CRC Publications
- 2 Singh R (2017), Disaster Management Guidelines for earthquakes, Landslides, Avalanches and tsunami, Horizon Press Publications
- 3 Singhal J.P. “Disaster Management”, Laxmi Publications, 2010. ISBN-10: 9380386427 ISBN-13: 978-9380386423
- 4 Tushar Bhattacharya, “Disaster Science and Management”, McGraw Hill India Education Pvt. Ltd., 2012. ISBN-10: 1259007367, ISBN-13: 978-1259007361]

REFERENCES

1. Govt. of India: Disaster Management Act, Government of India, New Delhi, 2005.
2. Government of India, National Disaster Management Policy, 2009.
3. Shaw R (2016), Community based Disaster risk reduction, Oxford University Press

COURSE OUTCOME:

- CO1:** To impart knowledge on the concepts of Disaster, Vulnerability and Disaster Risk reduction (DRR)
- CO2:** To enhance understanding on Hazards, Vulnerability and Disaster Risk Assessment prevention and risk reduction
- CO3:** To develop disaster response skills by adopting relevant tools and technology

- CO4:** Enhance awareness of institutional processes for Disaster response in the country and
CO5: Develop rudimentary ability to respond to their surroundings with potential Disaster response in areas where they live, with due sensitivity

CO's – PO's & PSO's MAPPING

CO's	PO's												PSO's		
	1	2	3	4	5	6	7	8	9	10	11	12	1	2	3
1	3	3	2	3	-	-	2	2	-	-	2	-	2	-	1
2	3	3	3	3	-	-	2	1	-	-	2	-	2	-	1
3	3	3	3	3	-	-	2	2	-	-	-	-	2	-	1
4	3	3	2	3	-	-	2	1	-	-	2	-	2	-	1
5	3	3	2	3	-	-	2	2	-	-	2	-	3	-	1
AVG	3	3	3	3	-	-	2	2	-	-	2	-	2	-	1

MANDATORY COURSES II

MX3085 WELL-BEING WITH TRADITIONAL PRACTICES-YOGA, AYURVEDA AND SIDDHA

**L T P C
3 0 0 0**

COURSE OBJECTIVES:

- To enjoy life happily with fun filled new style activities that help to maintain health also
- To adapt a few lifestyle changes that will prevent many health disorders
- To be cool and handbill every emotion very smoothly in every walk of life
- To learn to eat cost effective but healthy foods that are rich in essential nutrients
- To develop immunity naturally that will improve resistance against many health disorders

UNIT I HEALTH AND ITS IMPORTANCE

2+4

Health: Definition - Importance of maintaining health - More importance on prevention than treatment

Ten types of health one has to maintain - Physical health - Mental health - Social health - Financial health - Emotional health - Spiritual health - Intellectual health - Relationship health - Environmental health - Occupational/Professional health.

Present health status - The life expectancy-present status - mortality rate - dreadful diseases - Non-communicable diseases (NCDs) the leading cause of death - 60% - heart disease – cancer – diabetes - chronic pulmonary diseases - risk factors – tobacco – alcohol - unhealthy diet - lack of physical activities.

Types of diseases and disorders - Lifestyle disorders – Obesity – Diabetes - Cardiovascular diseases – Cancer – Strokes – COPD - Arthritis - Mental health issues.

Causes of the above diseases / disorders - Importance of prevention of illness - Takes care of health - Improves quality of life - Reduces absenteeism - Increase satisfaction - Saves time

Simple lifestyle modifications to maintain health - Healthy Eating habits (Balanced diet according to age) Physical Activities (Stretching exercise, aerobics, resisting exercise) - Maintaining BMI-Importance and actions to be taken

UNIT II DIET

4+6

Role of diet in maintaining health - energy one needs to keep active throughout the day - nutrients one needs for growth and repair - helps one to stay strong and healthy - helps to prevent diet-related illness, such as some cancers - keeps active and - helps one to maintain a healthy weight - helps to reduce risk of developing lifestyle disorders like diabetes – arthritis – hypertension – PCOD – infertility – ADHD – sleeplessness -helps to reduce the risk of heart diseases - keeps the teeth and bones strong.

Balanced Diet and its 7 Components - Carbohydrates – Proteins – Fats – Vitamins – Minerals - Fibre and Water.

Food additives and their merits & demerits - Effects of food additives - Types of food additives - Food additives and processed foods - Food additives and their reactions

Definition of BMI and maintaining it with diet

Importance - Consequences of not maintaining BMI - different steps to maintain optimal BM

Common cooking mistakes

Different cooking methods, merits and demerits of each method

UNIT III ROLE OF AYURVEDA & SIDDHA SYSTEMS IN MAINTAINING HEALTH

4+4

AYUSH systems and their role in maintaining health - preventive aspect of AYUSH - AYUSH as a soft therapy.

Secrets of traditional healthy living - Traditional Diet and Nutrition - Regimen of Personal and Social Hygiene - Daily routine (Dinacharya) - Seasonal regimens (Ritucharya) - basic sanitation and healthy living environment - Sadvritta (good conduct) - for conducive social life.

Principles of Siddha & Ayurveda systems - Macrocosm and Microcosm theory - Pancheekarana Theory / (Five Element Theory) 96 fundamental Principles - Uyir Thathukkal (Tri-Dosha Theory) - Udal Thathukkal

Prevention of illness with our traditional system of medicine

Primary Prevention - To decrease the number of new cases of a disorder or illness - Health promotion/education, and - Specific protective measures - Secondary Prevention - To lower the rate of established cases of a disorder or illness in the population (prevalence) - Tertiary Prevention - To decrease the amount of disability associated with an existing disorder.

UNIT IV MENTAL WELLNESS

3+4

Emotional health - Definition and types - Three key elements: the subjective experience - the physiological response - the behavioral response - Importance of maintaining emotional health - Role of emotions in daily life -Short term and long term effects of emotional disturbances - Leading a healthy life with emotions - Practices for emotional health - Recognize how thoughts influence emotions - Cultivate positive thoughts - Practice self-compassion - Expressing a full range of emotions.

Stress management - Stress definition - Stress in daily life - How stress affects one's life - Identifying the cause of stress - Symptoms of stress - Managing stress (habits, tools, training, professional help) - Complications of stress mismanagement.

Sleep - Sleep and its importance for mental wellness - Sleep and digestion.

Immunity - Types and importance - Ways to develop immunity

UNIT V YOGA

2+12

Definition and importance of yoga - Types of yoga - How to Choose the Right Kind for individuals according to their age - The Eight Limbs of Yoga - Simple yogasanas for cure and prevention of health disorders - What yoga can bring to our life.

TOTAL : 45 PERIODS

TEXT BOOKS:

1. Nutrition and Dietetics - Ashley Martin, Published by White Word Publications, New York, NY 10001, USA
2. Yoga for Beginners_ 35 Simple Yoga Poses to Calm Your Mind and Strengthen Your Body, by Cory Martin, Copyright © 2015 by Althea Press, Berkeley, California

REFERENCES:

1. WHAT WE KNOW ABOUT EMOTIONAL INTELLIGENCE How It Affects Learning, Work, Relationships, and Our Mental Health, by Moshe Zeidner, Gerald Matthews, and Richard D. Roberts A Bradford Book, The MIT Press, Cambridge, Massachusetts, London, England
2. The Mindful Self-Compassion Workbook, Kristin Neff, Ph.D Christopher Germer, Ph.D, Published by The Guilford Press A Division of Guilford Publications, Inc.370 Seventh Avenue, Suite 1200, New York, NY 10001
1. <https://www.ncbi.nlm.nih.gov/pmc/articles/PMC4799645/>
2. **Simple lifestyle modifications to maintain health** <https://www.niddk.nih.gov/health-information/diet-nutrition/changing-habits-better-health#:~:text=Make%20your%20new%20healthy%20habit,t%20have%20time%20to%20cook.>
3. **Read more:** <https://www.legit.ng/1163909-classes-food-examples-functions.html>
4. <https://www.yaclass.in/p/science-state-board/class-9/nutrition-and-health-5926>
5. **Benefits of healthy eating** <https://www.cdc.gov/nutrition/resources-publications/benefits-of-healthy-eating.html>
6. **Food additives** <https://www.betterhealth.vic.gov.au/health/conditionsandtreatments/food-additives>
7. **BMI** <https://www.hsph.harvard.edu/nutritionsource/healthy-weight/>
<https://www.who.int/europe/news-room/fact-sheets/item/a-healthy-lifestyle---who-recommendations>
8. **Yoga** <https://www.healthifyme.com/blog/types-of-yoga/>
<https://yogamedicine.com/guide-types-yoga-styles/>
Ayurveda : <https://vikaspedia.in/health/ayush/ayurveda-1/concept-of-healthy-living-in-ayurveda>
9. **Siddha** : http://www.tkd.res.in/tkd/langdefault/Siddha/Sid_Siddha_Concepts.asp
10. **CAM** : <https://www.hindawi.com/journals/ecam/2013/376327/>
11. **Preventive** herbs : <https://www.ncbi.nlm.nih.gov/pmc/articles/PMC3847409/>

COURSE OUTCOMES:

After completing the course, the students will be able to:

- Learn the importance of different components of health
- Gain confidence to lead a healthy life
- Learn new techniques to prevent lifestyle health disorders
- Understand the importance of diet and workouts in maintaining health

MX3086

HISTORY OF SCIENCE AND TECHNOLOGY IN INDIA

L T P C
3 0 0 0

UNIT-I CONCEPTS AND PERSPECTIVES

Meaning of History

Objectivity, Determinism, Relativism, Causation, Generalization in History; Moral judgment in history

Extent of subjectivity, contrast with physical sciences, interpretation and speculation, causation verses evidence, concept of historical inevitability, Historical Positivism.

Science and Technology-Meaning, Scope and Importance, Interaction of science, technology & society, Sources of history on science and technology in India.

UNIT-II HISTORIOGRAPHY OF SCIENCE AND TECHNOLOGY IN INDIA

Introduction to the works of D.D. Kosambi, Dharmpal, Debiprasad Chattopadhyay, Rehman, S. Irfan Habib, Deepak Kumar, Dhruv Raina, and others.

UNIT-III SCIENCE AND TECHNOLOGY IN ANCIENT INDIA

Technology in pre-historic period

Beginning of agriculture and its impact on technology

Science and Technology during Vedic and Later Vedic times

Science and technology from 1st century AD to C-1200.

UNIT-IV SCIENCE AND TECHNOLOGY IN MEDIEVAL INDIA

Legacy of technology in Medieval India, Interactions with Arabs

Development in medical knowledge, interaction between Unani and Ayurveda and alchemy

Astronomy and Mathematics: interaction with Arabic Sciences

Science and Technology on the eve of British conquest

UNIT-V SCIENCE AND TECHNOLOGY IN COLONIAL INDIA

Science and the Empire

Indian response to Western Science

Growth of techno-scientific institutions

UNIT-VI SCIENCE AND TECHNOLOGY IN A POST-INDEPENDENT INDIA

Science, Technology and Development discourse

Shaping of the Science and Technology Policy

Developments in the field of Science and Technology

Science and technology in globalizing India

Social implications of new technologies like the Information Technology and Biotechnology

TOTAL : 45 PERIODS

MX3087

POLITICAL AND ECONOMIC THOUGHT FOR A HUMANE SOCIETY

L T P C
3 0 0 0

Pre-Requisite: None. (Desirable: Universal Human Values 1, Universal Human Values 2)

OBJECTIVES:

- This course will begin with a short overview of human needs and desires and how different political-economic systems try to fulfill them. In the process, we will end with a critique of different systems and their implementations in the past, with possible future directions.

COURSE TOPICS:

Considerations for humane society, holistic thought, human being's desires, harmony in self, harmony in relationships, society, and nature, societal systems. **(9 lectures, 1 hour each)**

(Refs: A Nagaraj, M K Gandhi, JC Kumarappa)

Capitalism – Free markets, demand-supply, perfect competition, laissez-faire, monopolies, imperialism. Liberal democracy. **(5 lectures)**

(Refs: Adam smith, J S Mill)

Fascism and totalitarianism. World war I and II. Cold war. **(2 lectures)**

Communism – Mode of production, theory of labour, surplus value, class struggle, dialectical materialism, historical materialism, Russian and Chinese models.

(Refs: Marx, Lenin, Mao, M N Roy) **(5 lectures)**

Welfare state. Relation with human desires. Empowered human beings, satisfaction. **(3 lectures)**

Gandhian thought. Swaraj, Decentralized economy & polity, Community. Control over one's lives. Relationship with nature. **(6 lectures)**

(Refs: M K Gandhi, Schumacher, Kumarappa)

Essential elements of Indian civilization. **(3 lectures)**

(Refs: Pt Sundarlal, R C Mazumdar, Dharampal)

Technology as driver of society, Role of education in shaping of society. Future directions. **(4 lectures)** (Refs: Nandkishore Acharya, David Dixon, Levis Mumford)

Conclusion (2 lectures)

Total lectures: 39

Preferred Textbooks: See Reference Books

Reference Books: Authors mentioned along with topics above. Detailed reading list will be provided.

GRADING:

Mid sems	30
End sem	20
Home Assign	10
Term paper	40

TOTAL : 45 PERIODS

OUTCOME:

- The students will get an understanding of how societies are shaped by philosophy, political and economic system, how they relate to fulfilling human goals & desires with some case studies of how different attempts have been made in the past and how they have fared.

OBJECTIVE:

The objective of the course is to provide an understanding of the state, how it works through its main organs, primacy of politics and political process, the concept of sovereignty and its changing contours in a globalized world. In the light of this, an attempt will be made to acquaint the students with the main development and legacies of national movement and constitutional development in India, reasons for adopting a Parliamentary-federal system, the broad philosophy of the Constitution of India and the changing nature of Indian Political System. Challenges/ problems and issues concerning national integration and nation-building will also be discussed in the contemporary context with the aim of developing a future vision for a better India.

TOPICS:

Understanding the need and role of State and politics.

Development of Nation-State, sovereignty, sovereignty in a globalized world.

Organs of State – Executive, Legislature, Judiciary. Separation of powers, forms of government-unitary-federal, Presidential-Parliamentary, The idea of India.

1857 and the national awakening.

1885 Indian National Congress and development of national movement – its legacies. Constitution making and the Constitution of India.

Goals, objective and philosophy.

Why a federal system?

National integration and nation-building.

Challenges of nation-building – State against democracy (Kothari)

New social movements.

The changing nature of Indian Political System, the future scenario. What can we do?

TOTAL : 45 PERIODS

OUTCOME OF THE COURSE:

It is expected that this course will make students aware of the theoretical aspect of the state, its organs, its operationalization aspect, the background and philosophy behind the founding of the present political system, broad streams and challenges of national integration and nation-building in India. It will equip the students with the real understanding of our political system/ process in correct perspective and make them sit up and think for devising ways for better participation in the system with a view to making the governance and delivery system better for the common man who is often left unheard and unattended in our democratic setup besides generating a lot of dissatisfaction and difficulties for the system.

SUGGESTED READING:

- i. Sunil Khilnani, The Idea of India. Penguin India Ltd., New Delhi.
- ii. Madhav Khosla, The Indian Constitution, Oxford University Press. New Delhi, 2012.
- iii. Brij Kishore Sharma, Introduction to the Indian Constitution, PHI, New Delhi, latest edition.
- iv. Sumantra Bose, Transforming India: Challenges to the World's Largest Democracy, Picador India, 2013.
- v. Atul Kohli, Democracy and Discontent: India's Growing Crisis of Governability, Cambridge University Press, Cambridge, U. K., 1991.
- vi. M. P. Singh and Rekha Saxena, Indian Politics: Contemporary Issues and Concerns, PHI, New Delhi, 2008, latest edition.
- vii. Rajni Kothari, Rethinking Democracy, Orient Longman, New Delhi, 2005.

OBJECTIVES

- To Understand the Introduction and basic Terminologies safety.
- To enable the students to learn about the Important Statutory Regulations and standards.
- To enable students to Conduct and participate the various Safety activities in the Industry.
- To have knowledge about Workplace Exposures and Hazards.
- To assess the various Hazards and consequences through various Risk Assessment Techniques.

UNIT I SAFETY TERMINOLOGIES

Hazard-Types of Hazard- Risk-Hierarchy of Hazards Control Measures-Lead indicators- lag Indicators-Flammability- Toxicity Time-weighted Average (TWA) - Threshold LimitValue (TLV) - Short Term Exposure Limit (STEL)- Immediately dangerous to life or health (IDLH)- acute and chronic Effects- Routes of Chemical Entry-Personnel Protective Equipment- Health and Safety Policy-Material Safety Data Sheet MSDS

UNIT II STANDARDS AND REGULATIONS

Indian Factories Act-1948- Health- Safety- Hazardous materials and Welfare- ISO 45001:2018 occupational health and safety (OH&S) - Occupational Safety and Health Audit IS14489:1998- Hazard Identification and Risk Analysis- code of practice IS 15656:2006

UNIT III SAFETY ACTIVITIES

Toolbox Talk- Role of safety Committee- Responsibilities of Safety Officers and Safety Representatives- Safety Training and Safety Incentives- Mock Drills- On-site Emergency Action Plan- Off-site Emergency Action Plan- Safety poster and Display- Human Error Assessment

UNIT IV WORKPLACE HEALTH AND SAFETY

Noise hazard- Particulate matter- musculoskeletal disorder improper sitting poster and lifting Ergonomics RULE & REBA- Unsafe act & Unsafe Condition- Electrical Hazards- Crane Safety- Toxic gas Release

UNIT V HAZARD IDENTIFICATION TECHNIQUES

Job Safety Analysis-Preliminary Hazard Analysis-Failure mode and Effects Analysis- Hazard and Operability- Fault Tree Analysis- Event Tree Analysis Qualitative and Quantitative Risk Assessment- Checklist Analysis- Root cause analysis- What-If Analysis- and Hazard Identification and Risk Assessment

TOTAL: 45 PERIODS**COURSE OUTCOMES:**

Course outcomes on completion of this course the student will be able:

- Understand the basic concept of safety.
- Obtain knowledge of Statutory Regulations and standards.
- Know about the safety Activities of the Working Place.
- Analyze on the impact of Occupational Exposures and their Remedies
- Obtain knowledge of Risk Assessment Techniques.

TEXTBOOKS

1. R.K. Jain and Prof. Sunil S. Rao Industrial Safety, Health and Environment Management Systems KHANNA PUBLISHER
2. L. M. Deshmukh Industrial Safety Management: Hazard Identification and Risk Control McGraw-Hill Education

REFERENCES

1. Frank Lees (2012) 'Lees' Loss Prevention in Process Industries. Butterworth-Heinemann publications, UK, 4th Edition.
2. John Ridley & John Channing (2008) Safety at Work: Routledge, 7th Edition.
3. Dan Petersen (2003) Techniques of Safety Management: A System Approach.
4. Alan Waring. (1996). Safety management system: Chapman & Hall, England
5. Society of Safety Engineers, USA

ONLINE RESOURCES

ISO 45001:2018 occupational health and safety (OH&S) International Organization for Standardization <https://www.iso.org/standard/63787.html>

Indian Standard code of practice on occupational safety and health audit <https://law.resource.org/pub/in/bis/S02/is.14489.1998.pdf>

Indian Standard code of practice on Hazard Identification and Risk Analysis IS 15656:2006 <https://law.resource.org/pub/in/bis/S02/is.15656.2006.pdf>

Course Outcomes	Statement	Program Outcome														
		PO 1	PO 2	PO 3	PO 4	PO 5	PO 6	PO 7	PO 8	PO 9	PO 10	PO 11	PO 12	PS O1	PS O2	PS O3
CO1	Understand the basic concept of safety.	3	3	3	1	1	3	2	2	3	3	1	3	3	3	3
CO2	Obtain knowledge of Statutory Regulations and standards.	2	3	2	2	1	3	2	3	3	2	1	3	3	3	3
CO3	Know about the safety Activities of the Working Place.	2	2	2	2	1	2	2	2	3	2	1	2	3	3	3
CO4	Analyze on the impact of Occupational Exposures and their Remedies	3	3	3	2	2	3	2	2	3	2	1	3	3	3	3
CO5	Obtain knowledge of Risk Assessment Techniques.	3	2	3	2	2	3	2	2	3	2	2	3	3	3	3
	Industrial safety	3	3	3	2	1	3	2	2	3	2	1	3	3	3	3

OPEN ELECTIVE I AND II

OCS351 ARTIFICIAL INTELLIGENCE AND MACHINE LEARNING FUNDAMENTALS

L T P C
2 0 2 3

OBJECTIVES:

The main objectives of this course are to:

1. Understand the importance, principles, and search methods of AI
2. Provide knowledge on predicate logic and Prolog.
3. Introduce machine learning fundamentals
4. Study of supervised learning algorithms.
5. Study about unsupervised learning algorithms.

UNIT I INTELLIGENT AGENT AND UNINFORMED SEARCH 6

Introduction - Foundations of AI - History of AI - The state of the art - Risks and Benefits of AI - **Intelligent Agents** - Nature of Environment - Structure of Agent - Problem Solving Agents - Formulating Problems - **Uninformed Search** - Breadth First Search - Dijkstra's algorithm or uniform-cost search - Depth First Search - Depth Limited Search

UNIT II PROBLEM SOLVING WITH SEARCH TECHNIQUES 6

Informed Search - Greedy Best First - A* algorithm - Adversarial Game and Search - **Game theory** - Optimal decisions in game - Min Max Search algorithm - Alpha-beta pruning - **Constraint Satisfaction Problems (CSP)** - Examples - Map Coloring - Job Scheduling - Backtracking Search for CSP

UNIT III LEARNING 6

Machine Learning: Definitions – Classification - Regression - approaches of machine learning models - Types of learning - Probability - Basics - Linear Algebra – Hypothesis space and inductive bias, Evaluation. Training and test sets, cross validation, Concept of over fitting, under fitting, Bias and Variance - **Regression**: Linear Regression - Logistic Regression

UNIT IV SUPERVISED LEARNING 6

Neural Network: Introduction, Perceptron Networks – Adaline - Back propagation networks - **Decision Tree**: Entropy – Information gain - Gini Impurity - classification algorithm - Rule based Classification - **Naïve Bayesian classification** - **Support Vector Machines (SVM)**

UNIT V UNSUPERVISED LEARNING 6

Unsupervised Learning – Principle Component Analysis - **Neural Network**: Fixed Weight Competitive Nets - Kohonen Self-Organizing Feature Maps – **Clustering**: Definition - Types of Clustering – Hierarchical clustering algorithms – k-means algorithm

TOTAL : 30 PERIODS

PRACTICAL EXERCISES: 30 PERIODS

Programs for Problem solving with Search

1. Implement breadth first search
2. Implement depth first search
3. Analysis of breadth first and depth first search in terms of time and space
4. Implement and compare Greedy and A* algorithms.

Supervised learning

5. Implement the non-parametric locally weighted regression algorithm in order to fit data points. Select appropriate data set for your experiment and draw graphs
6. Write a program to demonstrate the working of the decision tree based algorithm.
7. Build an artificial neural network by implementing the back propagation algorithm and test the same using appropriate data sets.
8. Write a program to implement the naïve Bayesian classifier.

Unsupervised learning

9. Implementing neural network using self-organizing maps
10. Implementing k-Means algorithm to cluster a set of data.
11. Implementing hierarchical clustering algorithm.

Note:

- Installation of gnu-prolog, Study of Prolog (gnu-prolog).
- The programs can be implemented in using C++/JAVA/ Python or appropriate tools can be used by designing good user interface
- Data sets can be taken from standard repositories (<https://archive.ics.uci.edu/ml/datasets.html>) or constructed by the students.

OUTCOMES:

- CO1: Understand the foundations of AI and the structure of Intelligent Agents
CO2: Use appropriate search algorithms for any AI problem

CO3: Study of learning methods
CO4: Solving problem using Supervised learning
CO5: Solving problem using Unsupervised learning

TOTAL : 60 PERIODS

TEXT BOOK

1. S. Russell and P. Norvig, "Artificial Intelligence: A Modern Approach", Prentice Hall, Fourth Edition, 2021
2. S.N.Sivanandam and S.N.Deepa, Principles of soft computing-Wiley India.3 rd ed,

REFERENCES

1. Machine Learning. Tom Mitchell. First Edition, McGraw- Hill, 1997.
2. I. Bratko, "Prolog: Programming for Artificial Intelligencell, Fourth edition, Addison-Wesley Educational Publishers Inc., 2011.
3. C. Muller & Sarah Alpaydin, Ethem. Introduction to machine learning. MIT press, 2020.

OCS352

IOT CONCEPTS AND APPLICATIONS

**L T P C
2 0 2 3**

OBJECTIVES:

- To apprise students with basic knowledge of IoT that paves a platform to understand physical and logical design of IOT
- To teach a student how to analyse requirements of various communication models and protocols for cost-effective design of IoT applications on different IoT platforms.
- To introduce the technologies behind Internet of Things(IoT).
- To explain the students how to code for an IoT application using Arduino/Raspberry Pi open platform.
- To apply the concept of Internet of Things in real world scenario.

UNIT I INTRODUCTION TO INTERNET OF THINGS 5

Evolution of Internet of Things – Enabling Technologies – IoT Architectures: oneM2M, IoT World Forum (IoTWF) and Alternative IoT Models – Simplified IoT Architecture and Core IoT Functional Stack – Fog, Edge and Cloud in IoT

UNIT II COMPONENTS IN INTERNET OF THINGS 5

Functional Blocks of an IoT Ecosystem – Sensors, Actuators, and Smart Objects – Control Units - Communication modules (Bluetooth, Zigbee,Wifi, GPS, GSM Modules)

UNIT III PROTOCOLS AND TECHNOLOGIES BEHIND IOT 6

IOT Protocols - IPv6, 6LoWPAN, MQTT, CoAP - RFID, Wireless Sensor Networks, BigData Analytics, Cloud Computing, Embedded Systems.

UNIT IV OPEN PLATFORMS AND PROGRAMMING 7

IOT deployment for Raspberry Pi /Arduino platform-Architecture –Programming – Interfacing – Accessing GPIO Pins – Sending and Receiving Signals Using GPIO Pins – Connecting to the Cloud.

UNIT V IOT APPLICATIONS 7

Business models for the internet of things, Smart city, Smart mobility and transport, Industrial IoT, Smart health, Environment monitoring and surveillance – Home Automation – Smart Agriculture

TOTAL: 30 PERIODS

PRACTICAL EXERCISES: 30 PERIODS

1. Introduction to Arduino platform and programming

2. Interfacing Arduino to Zigbee module
3. Interfacing Arduino to GSM module
4. Interfacing Arduino to Bluetooth Module
5. Introduction to Raspberry PI platform and python programming
6. Interfacing sensors to Raspberry PI
7. Communicate between Arduino and Raspberry PI using any wireless medium
8. Setup a cloud platform to log the data
9. Log Data using Raspberry PI and upload to the cloud platform
10. Design an IOT based system

OUTCOMES:

CO 1: Explain the concept of IoT.

CO 2: Understand the communication models and various protocols for IoT.

CO 3: Design portable IoT using Arduino/Raspberry Pi /open platform

CO 4: Apply data analytics and use cloud offerings related to IoT.

CO 5: Analyze applications of IoT in real time scenario.

TOTAL : 60 PERIODS

TEXTBOOKS

1. Robert Barton, Patrick Grossetete, David Hanes, Jerome Henry, Gonzalo Salgueiro, "IoT Fundamentals: Networking Technologies, Protocols, and Use Cases for the Internet of Things", CISCO Press, 2017
2. Samuel Greengard, The Internet of Things, The MIT Press, 2015

REFERENCES

1. Perry Lea, "Internet of things for architects", Packt, 2018
2. Olivier Hersent, David Boswarthick, Omar Elloumi , "The Internet of Things – Key applications and Protocols", Wiley, 2012
3. IOT (Internet of Things) Programming: A Simple and Fast Way of Learning, IOT Kindle Edition.
4. Dieter Uckelmann, Mark Harrison, Michahelles, Florian (Eds), "Architecting the Internet of Things", Springer, 2011.
5. ArshdeepBahga, Vijay Madiseti, "Internet of Things – A hands-on approach", Universities Press, 2015
6. <https://www.arduino.cc/>
https://www.ibm.com/smarterplanet/us/en/?ca=v_smarterplanet

PROGRESS THROUGH KNOWLEDGE

OCS353

DATA SCIENCE FUNDAMENTALS

**L T P C
2 0 2 3**

COURSE OBJECTIVES:

- Familiarize students with the data science process.
- Understand the data manipulation functions in Numpy and Pandas.
- Explore different types of machine learning approaches.
- Understand and practice visualization techniques using tools.
- Learn to handle large volumes of data with case studies.

UNIT I INTRODUCTION

6

Data Science: Benefits and uses – facets of data - Data Science Process: Overview – Defining research goals – Retrieving data – data preparation - Exploratory Data analysis – build the model – presenting findings and building applications - Data Mining - Data Warehousing – Basic statistical descriptions of Data

UNIT II DATA MANIPULATION 9

Python Shell - Jupyter Notebook - IPython Magic Commands - NumPy Arrays-Universal Functions – Aggregations – Computation on Arrays – Fancy Indexing – Sorting arrays – Structured data – Data manipulation with Pandas – Data Indexing and Selection – Handling missing data – Hierarchical indexing – Combining datasets – Aggregation and Grouping – String operations – Working with time series – High performance

UNIT III MACHINE LEARNING 5

The modeling process - Types of machine learning - Supervised learning - Unsupervised learning - Semi-supervised learning- Classification, regression - Clustering – Outliers and Outlier Analysis

UNIT IV DATA VISUALIZATION 5

Importing Matplotlib – Simple line plots – Simple scatter plots – visualizing errors – density and contour plots – Histograms – legends – colors – subplots – text and annotation – customization – three dimensional plotting - Geographic Data with Basemap - Visualization with Seaborn

UNIT V HANDLING LARGE DATA 5

Problems - techniques for handling large volumes of data - programming tips for dealing with large data sets- Case studies: Predicting malicious URLs, Building a recommender system - Tools and techniques needed - Research question - Data preparation - Model building – Presentation and automation.

30 PERIODS

PRACTICAL EXERCISES:

30 PERIODS

LAB EXERCISES

1. Download, install and explore the features of Python for data analytics.
2. Working with Numpy arrays
3. Working with Pandas data frames
4. Basic plots using Matplotlib
5. Statistical and Probability measures
 - a) Frequency distributions
 - b) Mean, Mode, Standard Deviation
 - c) Variability
 - d) Normal curves
 - e) Correlation and scatter plots
 - f) Correlation coefficient
 - g) Regression
6. Use the standard benchmark data set for performing the following:
 - a) Univariate Analysis: Frequency, Mean, Median, Mode, Variance, Standard Deviation, Skewness and Kurtosis.
 - b) Bivariate Analysis: Linear and logistic regression modelling.
7. Apply supervised learning algorithms and unsupervised learning algorithms on any data set.
8. Apply and explore various plotting functions on any data set.

Note: Example data sets like: UCI, Iris, Pima Indians Diabetes etc.

COURSE OUTCOMES:

At the end of this course, the students will be able to:

- CO1:** Gain knowledge on data science process.
- CO2:** Perform data manipulation functions using Numpy and Pandas.
- CO3:** Understand different types of machine learning approaches.
- CO4:** Perform data visualization using tools.
- CO5:** Handle large volumes of data in practical scenarios.

TOTAL : 60 PERIODS

TEXT BOOKS

1. David Cielen, Arno D. B. Meysman, and Mohamed Ali, "Introducing Data Science", Manning Publications, 2016.
2. Jake VanderPlas, "Python Data Science Handbook", O'Reilly, 2016.

REFERENCES

1. Robert S. Witte and John S. Witte, "Statistics", Eleventh Edition, Wiley Publications, 2017.
2. Allen B. Downey, "Think Stats: Exploratory Data Analysis in Python", Green Tea Press, 2014.

CCS333

AUGMENTED REALITY/VIRTUAL REALITY

L T P C
2 0 2 3

OBJECTIVES:

- To impart the fundamental aspects and principles of AR/VR technologies.
- To know the internals of the hardware and software components involved in the development of AR/VR enabled applications.
- To learn about the graphical processing units and their architectures.
- To gain knowledge about AR/VR application development.
- To know the technologies involved in the development of AR/VR based applications.

UNIT I INTRODUCTION

7

Introduction to Virtual Reality and Augmented Reality – Definition – Introduction to Trajectories and Hybrid Space-Three I's of Virtual Reality – Virtual Reality Vs 3D Computer Graphics – Benefits of Virtual Reality – Components of VR System – Introduction to AR-AR Technologies-Input Devices – 3D Position Trackers – Types of Trackers – Navigation and Manipulation Interfaces – Gesture Interfaces – Types of Gesture Input Devices – Output Devices – Graphics Display – Human Visual System – Personal Graphics Displays – Large Volume Displays – Sound Displays – Human Auditory System.

UNIT II VR MODELING

6

Modeling – Geometric Modeling – Virtual Object Shape – Object Visual Appearance – Kinematics Modeling – Transformation Matrices – Object Position – Transformation Invariants –Object Hierarchies – Viewing the 3D World – Physical Modeling – Collision Detection – Surface Deformation – Force Computation – Force Smoothing and Mapping – Behavior Modeling – Model Management.

UNIT III VR PROGRAMMING

6

VR Programming – Toolkits and Scene Graphs – World ToolKit – Java 3D – Comparison of World ToolKit and Java 3D

UNIT IV APPLICATIONS

6

Human Factors in VR – Methodology and Terminology – VR Health and Safety Issues – VR and Society-Medical Applications of VR – Education, Arts and Entertainment – Military VR Applications – Emerging Applications of VR – VR Applications in Manufacturing – Applications of VR in Robotics – Information Visualization – VR in Business – VR in Entertainment – VR in Education.

UNIT V AUGMENTED REALITY

5

Introduction to Augmented Reality-Computer vision for AR-Interaction-Modelling and Annotation-Navigation-Wearable devices

30 PERIODS

PRACTICAL EXERCISES:

30 PERIODS

1. Study of tools like Unity, Maya, 3DS MAX, AR toolkit, Vuforia and Blender.

2. Use the primitive objects and apply various projection types by handling camera.
3. Download objects from asset store and apply various lighting and shading effects.
4. Model three dimensional objects using various modelling techniques and apply textures over them.
5. Create three dimensional realistic scenes and develop simple virtual reality enabled mobile applications which have limited interactivity.
6. Add audio and text special effects to the developed application.
7. Develop VR enabled applications using motion trackers and sensors incorporating full haptic interactivity.
8. Develop AR enabled applications with interactivity like E learning environment, Virtual walkthroughs and visualization of historic places.
9. Develop AR enabled simple applications like human anatomy visualization, DNA/RNA structure visualization and surgery simulation.
10. Develop simple MR enabled gaming applications.

TOTAL: 60 PERIODS

OUTCOMES:

On completion of the course, the students will be able to:

CO1: Understand the basic concepts of AR and VR

CO2: Understand the tools and technologies related to AR/VR

CO3: Know the working principle of AR/VR related Sensor devices

CO4: Design of various models using modeling techniques

CO5: Develop AR/VR applications in different domains

TEXTBOOKS:

1. Charles Palmer, John Williamson, "Virtual Reality Blueprints: Create compelling VR experiences for mobile", Packt Publisher, 2018
2. Dieter Schmalstieg, Tobias Hollerer, "Augmented Reality: Principles & Practice", Addison Wesley, 2016
3. John Vince, "Introduction to Virtual Reality", Springer-Verlag, 2004.
4. William R. Sherman, Alan B. Craig: Understanding Virtual Reality – Interface, Application, Design", Morgan Kaufmann, 2003

CO's – PO's & PSO's MAPPING

CO's	PO's												PSO's			
	1	2	3	4	5	6	7	8	9	10	11	12	1	2	3	
1	3	2	2	-	3	-	-	-	2	2	1	2	2	1	2	
2	3	2	2	1	3	-	-	-	3	2	2	3	3	1	2	
3	3	3	2	2	3	-	-	-	3	2	1	2	3	2	2	
4	3	3	3	2	3	-	-	-	3	2	2	3	3	2	2	
5	3	3	3	3	3	-	-	-	3	3	3	3	3	3	3	
AVg.	3.00	2.60	2.40	2.00	3.00	-	-	-	2.80	2.20	1.80	2.60	2.80	1.80	2.20	

OPEN ELCTIVE III

OHS351

ENGLISH FOR COMPETITIVE EXAMINATIONS

L T P C
3 0 0 3

COURSE DESCRIPTION:

Students aspiring to take up competitive exams of which the English language is a vital component will find this course useful. Designed for students in the higher semesters, the course will help students to familiarise themselves with those aspects of English that are tested in these examinations.

OBJECTIVES:

- To train the students in the language components essential to face competitive examinations both at the national (UPSC, Banking, Railway, Defence) and the international level (GRE, TOEFL, IELTS).
- To enhance an awareness of the specific patterns in language testing and the respective skills to tackle verbal reasoning and verbal ability tests.
- To inculcate effective practices in language-learning in order to improve accuracy in usage of grammar and coherence in writing.
- To improve students' confidence to express their ideas and opinions in formal contexts
- To create awareness of accuracy and precision in communication

UNIT I

9

Orientation on different formats of competitive exams - Vocabulary – Verbal ability – Verbal reasoning - Exploring the world of words – Essential words – Meaning and their usage – Synonyms-antonyms – Word substitution – Word analogy – Idioms and phrases – Commonly confused words – Spellings – Word expansion – New words in use.

UNIT II

9

Grammar – Sentence improvement –Sentence completion – Rearranging phrases into sentences – Error identification –Tenses – Prepositions – Adjectives – Adverbs – Subject-verb agreement – Voice – Reported speech – Articles – Clauses – Speech patterns.

UNIT III

9

Reading - Specific information and detail – Identifying main and supporting ideas – Speed reading techniques – Improving global reading skills – Linking ideas – Summarising – Understanding argument – Identifying opinion/attitude and making inferences - Critical reading.

UNIT IV

9

Writing – Pre-writing techniques – Mindmap - Describing pictures and facts - Paragraph structure – organising points – Rhetoric writing – Improving an answer – Drafting, writing and developing an argument – Focus on cohesion – Using cohesive devices –Analytic writing – Structure and types of essay – Mind maps – Structure of drafts, letters, memos, emails – Statements of Purpose – Structure, Content and Style.

UNIT V

9

Listening and Speaking – Contextual listening – Listening to instructions – Listening for specific information – Identifying detail, main ideas – Following signpost words – Stress, rhythm and intonation - Speaking to respond and elicit ideas – Guided speaking – Opening phrases – Interactive communication – Dysfluency -Sentence stress – Speaking on a topic – Giving opinions – Giving an oral presentation – Telling a story or a personal anecdote – Talking about oneself - Utterance – Speech acts- Brainstorming ideas – Group discussion.

TOTAL: 45 PERIODS

Learning Outcomes:

At the end of the course, learners will be able

- expand their vocabulary and gain practical techniques to read and comprehend a wide range of texts with the emphasis required
- identify errors with precision and write with clarity and coherence
- understand the importance of task fulfilment and the usage of task-appropriate vocabulary
- communicate effectively in group discussions, presentations and interviews
- write topic based essays with precision and accuracy

CO-PO & PSO MAPPING

CO	PO												PSO		
	1	2	3	4	5	6	7	8	9	10	11	12	1	2	3
1	1	3	3	1	3	3	3	3	1	3	1	3	-	-	-
2	2	3	3	2	3	3	3	3	1	3	3	3	-	-	-
3	3	3	3	3	3	3	3	3	3	3	3	3	-	-	-
4	2	2	2	2	2	2	2	2	3	3	3	3	-	-	-
5	2	2	2	2	2	2	2	2	2	3	2	3	-	-	-
AVg.	2	2.6	2.6	2	2.6	2.6	2.6	2.6	2	3	2.4	3	-	-	-

1-low, 2-medium, 3-high, '-'- no correlation

Note: The average value of this course to be used for program articulation matrix.

Teaching Methods:

Instructional methods will involve discussions, taking mock tests on various question papers – Objective, multiple-choice and descriptive. Peer evaluation, self-check on improvement and peer feedback - Practice sessions on speaking assessments, interview and discussion – Using multimedia.

Evaluative Pattern:

Internal Tests – 50%
End Semester Exam - 50%

TEXTBOOKS:

1. R.P.Bhatnagar - *General English for Competitive Examinations*. Macmillan India Limited, 2009.

REFERENCEBOOKS:

1. Educational Testing Service - *The Official Guide to the GRE Revised General Test*, Tata McGraw Hill, 2010.
2. *The Official Guide to the TOEFL Test*, Tata McGraw Hill, 2010.
3. R Rajagopalan- *General English for Competitive Examinations*, McGraw Hill Education (India) Private Limited, 2008.

Websites

<http://www.examenglish.com/>, <http://www.ets.org/>, <http://www.bankxams.com/>
<http://civilservicesmentor.com/>, <http://www.educationobserver.com>
<http://www.cambridgeenglish.org/in/>

OCE353

LEAN CONCEPTS, TOOLS AND PRACTICES

L T P C
3 0 0 3

OBJECTIVE:

- To impart knowledge about the basics of lean principles, tools and techniques, and implementation in the construction industry.

UNIT I INTRODUCTION

9

Introduction and overview of the construction project management - Review of Project Management & Productivity Measurement Systems - Productivity in Construction - Daily Progress Report-The state of the industry with respect to its management practices -construction project phases - The problems with current construction management techniques.

UNIT II LEAN MANAGEMENT 9

Introduction to lean management - Toyota's management principle-Evolution of lean in construction industry - Production theories in construction –Lean construction value - Value in construction - Target value design - Lean project delivery system- Forms of waste in construction industry - Waste Elimination.

UNIT III CORE CONCEPTS IN LEAN 9

Concepts in lean thinking – Principles of lean construction – Variability and its impact – Traditional construction and lean construction – Traditional project delivery - Lean construction and workflow reliability – Work structuring – Production control.

UNIT IV LEAN TOOLS AND TECHNIQUES 9

Value Stream Mapping – Work sampling – Last planner system – Flow and pull based production – Last Planner System – Look ahead schedule – constraint analysis – weekly planning meeting-Daily Huddles – Root cause analysis – Continuous improvement – Just in time.

UNIT V LEAN IMPLEMENTATION IN CONSTRUCTION INDUSTRY 9

Lean construction implementation- Enabling lean through information technology - Lean in design - Design Structure - BIM (Building Information Modelling) - IPD (Integrated Project Delivery) – Sustainability through lean construction approach.

TOTAL : 45 PERIODS

OUTCOME:

On completion of this course, the student is expected to be able to

- CO1** Explains the contemporary management techniques and the issues in present scenario.
- CO2** Apply the basics of lean management principles and their evolution from manufacturing industry to construction industry.
- CO3** Develops a better understanding of core concepts of lean construction tools and techniques and their importance in achieving better productivity.
- CO4** Apply lean techniques to achieve sustainability in construction projects.
- CO5** Apply lean construction techniques in design and modeling.

REFERENCES:

1. Corfe, C. and Clip, B., Implementing lean in construction: Lean and the sustainability agenda, CIRIA, 2013.
2. Shang Gao and Sui Pheng Low, Lean Construction Management: The Toyota Way, Springer, 2014.
3. Dave, B., Koskela, L., Kiviniemi, A., Owen, R., andTzortzopoulos, P.,Implementing lean in construction: Lean construction and BIM, CIRIA, 2013.
4. Ballard, G., Tommelein, I., Koskela, L. and Howell, G., Lean construction tools and techniques, 2002.
5. Salem, O., Solomon, J., Genaidy, A. and Luegring, M., Site implementation and Assessment of Lean Construction Techniques, Lean Construction Journal, 2005.

OMG352 NGOS AND SUSTAINABLE DEVELOPMENT

**L T P C
3 0 0 3**

COURSE OBJECTIVES

- . to understand the importance of sustainable development

- to acquire a reasonable knowledge on the legal frameworks pertaining to pollution control and environmental management
- to comprehend the role of NGOs in attaining sustainable development
- to comprehend the role of NGOs in attaining sustainable development

UNIT I ENVIRONMENTAL CONCERNS 9

Introduction to sustainable development goals, Global responsibility of environmental concern, Importance of environmental preservation, Environmental threats, Pollution and its types, Effects of Pollution, Pollution control, Treatment of wastes

UNIT II ROLE OF NGOS 9

Role of NGO's in national development, NGO's and participatory management, Challenges and limitations of NGO's, Community Development programmes, Role of NGO's in Community Development programmes, Participation of NGO's in environment management, Corporate Social responsibility, NGO's and corporate social responsibility

UNIT III SUSTAINABLE DEVELOPMENT 9

Issues and Challenges of Sustainable Development, Bioenergy, Sustainable Livelihoods and Rural Poor in Sustainable Development, Protecting ecosystem services for sustainable development, Non-renewable sources of energy and its effect, Renewable sources of energy for sustainability, Nuclear resources and Legal Regulation of Hazardous Substances, Sustainable Development: Programme and Policies, Sustainability assessment and Indicators

UNIT IV NGO'S FOR SUSTAINABILITY 9

Civil Society Initiatives in Environment Management, Civil Society Initiatives for Sustainable Development, Global Initiatives in Protecting Global Environment, World Summit on Sustainable Development (Johannesburg Summit 2002), Ecological economics, Environmental sustainability, Social inclusion, Health for all, education for all, Food security and Water security, NGOs and Sustainable Development strategies

UNIT V LEGAL FRAMEWORKS 9

Need for a Legal framework and its enforcement, Legal measures to control pollution, Environmental Legislations in India, Mechanism to implement Environmental Laws in India, Legal Protection of Forests Act 1927, Legal Protection of Wild Life, Role of NGO's in implementing environmental laws, Challenges in the implementation of environmental legislation

TOTAL : 45 PERIODS

OUTCOMES

Upon completion of this course, the student will :

CO1 Have a thorough grounding on the issues and challenges being faced in attaining sustainable development

CO2 have a knowledge on the role of NGOs towards sustainable development

CO 3 present strategies for NGOs in attaining sustainable development

CO 4 recognize the importance of providing energy, food security and health equity to all members of the society without damaging the environment

CO 5 understand the environmental legislations

REFERENCE BOOKS

1. Kulsange, S and Kamble, R. (2019). Environmental NGO's: Sustainability Stewardship, Lap Lambert Academic Publishing, India, ISBN-13: 978-6200442444.
2. Dodds, F. (2007). NGO diplomacy: The influence of nongovernmental organizations in international environmental negotiations. Mit Press, Cambridge, ISBN-13: 978-0262524766.
3. Ghosh, S. (Ed.). (2019). Indian environmental law: Key concepts and principles. Orient BlackSwan, India, ISBN-13: 978-9352875795.

Indian energy scenario in various sectors – domestic, industrial, commercial, agriculture, transportation and others – Present conventional energy status – Present renewable energy status-Potential of various renewable energy sources-Global energy status-Per capita energy consumption - Future energy plans

UNIT – II SOLAR ENERGY 9

Solar radiation – Measurements of solar radiation and sunshine – Solar spectrum - Solar thermal collectors – Flat plate and concentrating collectors – Solar thermal applications – Solar thermal energy storage – Fundamentals of solar photo voltaic conversion – Solar cells – Solar PV Systems – Solar PV applications.

UNIT – III WIND ENERGY 9

Wind data and energy estimation – Betz limit - Site selection for windfarms – characteristics - Wind resource assessment - Horizontal axis wind turbine – components - Vertical axis wind turbine – Wind turbine generators and its performance – Hybrid systems – Environmental issues - Applications.

UNIT – IV BIO-ENERGY 9

Bio resources – Biomass direct combustion – thermochemical conversion - biochemical conversion-mechanical conversion - Biomass gasifier - Types of biomass gasifiers - Cogeneration -- Carbonisation – Pyrolysis - Biogas plants – Digesters –Biodiesel production – Ethanol production - Applications.

UNIT – V OCEAN AND GEOTHERMAL ENERGY 9

Small hydro - Tidal energy – Wave energy – Open and closed OTEC Cycles – Limitations – Geothermal energy – Geothermal energy sources - Types of geothermal power plants – Applications - Environmental impact.

TOTAL: 45 PERIODS

OUTCOMES:

At the end of the course the students would be able to

- Discuss the Indian and global energy scenario.
- Describe the various solar energy technologies and its applications.
- Explain the various wind energy technologies.
- Explore the various bio-energy technologies.
- Discuss the ocean and geothermal technologies.

TEXT BOOKS:

- Fundamentals and Applications of Renewable Energy | Indian Edition, by Mehmet Kanoglu, Yunus A. Cengel, John M. Cimbala, cGraw Hill; First edition (10 December 2020), ISBN-10 : 9390385636
- Renewable Energy Sources and Emerging Technologies, by Kothari, Prentice Hall India Learning Private Limited; 2nd edition (1 January 2011), ISBN-10 : 8120344707

REFERENCES:

1. Godfrey Boyle, “Renewable Energy, Power for a Sustainable Future”, Oxford University Press, U.K., 2012.
2. Rai.G.D., “Non-Conventional Energy Sources”, Khanna Publishers, New Delhi, 2014.
3. Sukhatme.S.P., “Solar Energy: Principles of Thermal Collection and Storage”, Tata McGraw Hill Publishing Company Ltd., New Delhi, 2009.
4. Tiwari G.N., “Solar Energy – Fundamentals Design, Modelling and applications”, Alpha Science Intl Ltd, 2015.
5. Twidell, J.W. & Weir A., “Renewable Energy Resources”, EFNSpon Ltd., UK, 2015.

CO	PO	PSO
-----------	-----------	------------

	1	2	3	4	5	6	7	8	9	10	11	12	1	2	3
1	1	1	1	1	1	2	3	2	2	1	1	3	2	1	2
2	3	2	2	1	1	1	3	1	1	1	2	3	2	1	2
3	3	2	3	1	2	1	3	1	1	1	1	3	1	1	2
4	2	2	2	1	2	1	3	1	1	1	2	3	2	2	2
5	2	1	2	1	2	1	3	1	1	1	1	3	2	1	2
Low (1) ; Medium (2) ; High (3)															

OME354

APPLIED DESIGN THINKING

L T P C
3 0 0 3

OBJECTIVES:

The course aims to

- Introduce tools & techniques of design thinking for innovative product development
- Illustrate customer-centric product innovation using on simple use cases
- Demonstrate development of Minimum usable Prototypes
- Outline principles of solution concepts & their evaluation
- Describe system thinking principles as applied to complex systems

UNIT I DESIGN THINKING PRINCIPLES 9

Exploring Human-centered Design - Understanding the Innovation process, discovering areas of opportunity, Interviewing & empathy-building techniques, Mitigate validation risk with FIR [Forge Innovation rubric] - Case studies

UNIT II ENDUSER-CENTRIC INNOVATION 9

Importance of customer-centric innovation - Problem Validation and Customer Discovery - Understanding problem significance and problem incidence - Customer Validation. Target user, User persona & user stories. Activity: Customer development process - Customer interviews and field visit

UNIT III APPLIED DESIGN THINKING TOOLS 9

Concept of Minimum Usable Prototype [MUP] - MUP challenge brief - Designing & Crafting the value proposition - Designing and Testing Value Proposition; Design a compelling value proposition; Process, tools and techniques of Value Proposition Design

UNIT IV CONCEPT GENERATION 9

Solution Exploration, Concepts Generation and MUP design- Conceptualize the solution concept; explore, iterate and learn; build the right prototype; Assess capability, usability and feasibility. Systematic concept generation; evaluation of technology alternatives and the solution concepts

UNIT V SYSTEM THINKING 9

System Thinking, Understanding Systems, Examples and Understandings, Complex Systems

TOTAL: 45 PERIODS

COURSE OUTCOMES

At the end of the course, learners will be able to:

- Define & test various hypotheses to mitigate the inherent risks in product innovations.
- Design the solution concept based on the proposed value by exploring alternate solutions to achieve value-price fit.
- Develop skills in empathizing, critical thinking, analyzing, storytelling & pitching
- Apply system thinking in a real-world scenario

TEXT BOOKS

1. Steve Blank, (2013), The four steps to epiphany: Successful strategies for products that win, Wiley.
2. Alexander Osterwalder, Yves Pigneur, Gregory Bernarda, Alan Smith, Trish Papadacos, (2014), Value
3. Proposition Design: How to Create Products and Services Customers Want, Wiley
4. Donella H. Meadows, (2015), "Thinking in Systems -A Primer", Sustainability Institute.
5. Tim Brown,(2012) "Change by Design: How Design Thinking Transforms Organizations and Inspires Innovation", Harper Business.

REFERENCES

1. <https://www.ideo.com/pages/design-thinking#process>
2. https://blog.forgeforward.in/valuation-risk-versus-validation-risk-in-product-innovations-49f253ca86_24
3. <https://blog.forgeforward.in/product-innovation-rubric-adf5ebdfd356>
4. <https://blog.forgeforward.in/evaluating-product-innovations-e8178e58b86e>
5. <https://blog.forgeforward.in/user-guide-for-product-innovation-rubric-857181b253dd>
6. <https://blog.forgeforward.in/star-tup-failure-is-like-true-lie-7812cdf9b85>

MF3003

REVERSE ENGINEERING

L T P C
3 0 0 3

COURSE OBJECTIVES:

- The main learning objective of this course is to prepare students for:
- Applying the fundamental concepts and principles of reverse engineering in product design and development.
- Applying the concept and principles material characteristics, part durability and life limitation in reverse engineering of product design and development.
- Applying the concept and principles of material identification and process verification in reverse engineering of product design and development.
- Analysing the various legal aspect and applications of reverse engineering in product design and development.
- Understand about 3D scanning hardware & software operations and procedure to generate 3D model

UNIT I INTRODUCTION & GEOMETRIC FORM

9

Definition – Uses – The Generic Process – Phases – Computer Aided Reverse Engineering – Surface and Solid Model Reconstruction – Dimensional Measurement – Prototyping.

UNIT II MATERIAL CHARACTERISTICS AND PROCESS IDENTIFICATION

9

.Alloy Structure Equivalency – Phase Formation and Identification – Mechanical Strength – Hardness –Part Failure Analysis – Fatigue – Creep and Stress Rupture – Environmentally Induced Failure Material Specification - Composition Determination - Microstructure Analysis - Manufacturing Process Verification.

UNIT III DATA PROCESSING

9

Statistical Analysis – Data Analysis – Reliability and the Theory of Interference – Weibull Analysis – Data Conformity and Acceptance – Data Report – Performance Criteria – Methodology of Performance Evaluation – System Compatibility.

UNIT IV 3D SCANNING AND MODELLING

9

Introduction, working principle and operations of 3D scanners: Laser, White Light, Blue Light - Applications- Software for scanning and modelling: Types- Applications- Preparation techniques

for Scanning objects- Scanning and Measuring strategies - Calibration of 3D Scanner- Step by step procedure: 3D scanning - Geometric modelling – 3D inspection- Case studies.

UNIT V INDUSTRIAL APPLICATIONS

9

Reverse Engineering in the Automotive Industry; Aerospace Industry; Medical Device Industry. Case studies and Solving Industrial projects in Reverse Engineering. Legality: Patent – Copyrights – Trade Secret – Third-Party Materials.

TOTAL : 45 PERIODS

COURSE OUTCOMES:

Upon completion of this course, the students will be able to:

- Apply the fundamental concepts and principles of reverse engineering in product design and development.
- Apply the concept and principles material characteristics, part durability and life limitation in reverse engineering of product design and development.
- Apply the concept and principles of material identification and process verification in reverse engineering of product design and development.
- Apply the concept and principles of data processing, part performance and system compatibility in reverse engineering of product design and development.
- Analyze the various legal aspect
- Applications of reverse engineering in product design and development.

TEXT BOOKS:

1. Robert W. Messler, Reverse Engineering: Mechanisms, Structures, Systems & Materials, 1st Edition, McGraw-Hill Education, 2014
2. Wego Wang, Reverse Engineering Technology of Reinvention, CRC Press, 2011

REFERENCES:

1. Scott J. Lawrence , Principles of Reverse Engineering, Kindle Edition, 2022
2. Kevin Otto and Kristin Wood, Product Design: Techniques in Reverse Engineering and New Product Development, Prentice Hall, 2001
3. Kathryn, A. Ingle, “Reverse Engineering”, McGraw-Hill, 1994.
4. Linda Wills, “Reverse Engineering”, Kluwer Academic Publishers, 1996
5. Vinesh Raj and Kiran Fernandes, “Reverse Engineering: An Industrial Perspective”, Springer-Verlag London Limited 2008.

OPR351

SUSTAINABLE MANUFACTURING

**L T P C
3 0 0 3**

COURSE OBJECTIVES:

- To be acquainted with sustainability in manufacturing and its evaluation.
- To provide knowledge in environment and social sustainability.
- To provide the student with the knowledge of strategy to achieve sustainability.
- To familiarize with trends in sustainable operations.
- To create awareness in current sustainable practices in manufacturing industry.

UNIT – I ECONOMIC SUSTAINABILITY

9

Industrial Revolution-Economic sustainability: globalization and international issues Sustainability status - Emerging issues- Innovative products- Reconfiguration manufacturing enterprises - Competitive manufacturing strategies - Performance evaluation- Management for sustainability - Assessments of economic sustainability

UNIT – II SOCIAL AND ENVIRONMENTAL SUSTAINABILITY 9

Social sustainability – Introduction-Work management -Human rights - Societal commitment - Customers -Business practices -Modelling and assessing social sustainability. Environmental issues pertaining to the manufacturing sector: Pollution - Use of resources -Pressure to reduce costs - Environmental management: Processes that minimize negative environmental impacts - environmental legislation and energy costs - need to reduce the carbon footprint of manufacturing Operations-Modelling and assessing environmental sustainability

UNIT – III SUSTAINABILITY PRACTICES 9

Sustainability awareness - Measuring Industry Awareness-Drivers and barriers -Availability of sustainability indicators -Analysis of sustainability practicing -Modeling and assessment of sustainable practicing -Sustainability awareness -Sustainability drivers and barriers - Availability of sustainability indicators- Designing questionnaires- Optimizing Sustainability Indexes-Elements – Cost and time model.

UNIT – IV MANUFACTURING STRATEGY FOR SUSTAINABILITY 9

Concepts of competitive strategy and manufacturing strategies and development of a strategic improvement programme - Manufacturing strategy in business success strategy formation and formulation - Structured strategy formulation - Sustainable manufacturing system design options - Approaches to strategy formulation - Realization of new strategies/system designs.

UNIT – V TRENDS IN SUSTAINABLE OPERATIONS 9

Principles of sustainable operations - Life cycle assessment manufacturing and service activities - influence of product design on operations - Process analysis – Capacity management - Quality management -Inventory management - Just-In-Time systems - Resource efficient design - Consumerism and sustainable well-being.

TOTAL: 45 PERIODS

COURSE OUTCOMES

Upon successful completion of the course, students should be able to:

- CO1: Discuss the importance of economic sustainability.
- CO2: Describe the importance of sustainable practices.
- CO3: Identify drivers and barriers for the given conditions.
- CO4: Formulate strategy in sustainable manufacturing.
- CO5: Plan for sustainable operation of industry with environmental, cost consciousness.

TEXT BOOKS:

1. Ibrahim Garbie, “Sustainability in Manufacturing Enterprises Concepts, Analyses and Assessments for Industry 4.0”, Springer International Publishing., United States, 2016, ISBN-13: 978-3319293042.
2. Davim J.P., “Sustainable Manufacturing”, John Wiley & Sons., United States, 2010,ISBN: 978-1-848-21212-1.

REFERENCES:

1. Jovane F, Eµmper, W.E. and Williams, D.J., “The ManuFuture Road: Towards Competitive and Sustainable High-Adding-Value Manufacturing”, Springer,2009, United States, ISBN 978-3-540-77011-4.
2. Kutz M., “Environmentally Conscious Mechanical Design”, John Wiley & Sons., United States, 2007, ISBN: 978-0-471-72636-4.
3. Seliger G., “Sustainable Manufacturing: Shaping Global Value Creation”, Springer, United States, 2012, ISBN 978-3-642-27289-9.

Mapping of COs with POs and PSOs															
COs/Pos &PSOs	POs												PSOs		
	1	2	3	4	5	6	7	8	9	10	11	12	1	2	3
CO1	3	-	2	-	-	-	2	2	-	1	1	2	2	2	1
CO2	3	-	-	-	-	-	2	-	-	1	1	2	1	2	2
CO3	3	-	-	-	-	-	2	3	-	1	1	2	1	2	2
CO4	3	-	3	-	-	-	2	-	-	1	1	2	2	2	1
CO5	3	-	3	-	-	-	2	2	-	1	1	2	2	2	1
CO/PO & PSO Average	3	-	3	-	-	-	2	2	-	1	1	2	2	2	1
1 – Slight, 2 – Moderate, 3 – Substantial															

AU3791

ELECTRIC AND HYBRID VEHICLES

L T P C
3 0 0 3

COURSE OBJECTIVES:

- The objective of this course is to prepare the students to know about the general aspects of Electric and Hybrid Vehicles (EHV), including architectures, modelling, sizing, and sub system design and hybrid vehicle control.

UNIT I DESIGN CONSIDERATIONS FOR ELECTRIC VEHICLES 9

Need for Electric vehicle- Comparative study of diesel, petrol, hybrid and electric Vehicles. Advantages and Limitations of hybrid and electric Vehicles. - Design requirement for electric vehicles- Range, maximum velocity, acceleration, power requirement, mass of the vehicle. Various Resistance- Transmission efficiency- Electric vehicle chassis and Body Design, Electric Vehicle Recharging and Refuelling Systems.

UNIT II ENERGY SOURCES 9

Battery Parameters- - Different types of batteries – Lead Acid- Nickel Metal Hydride - Lithium ion-Sodium based- Metal Air. Battery Modelling - Equivalent circuits, Battery charging- Quick Charging devices. Fuel Cell- Fuel cell Characteristics- Fuel cell types-Half reactions of fuel cell. Ultra capacitors. Battery Management System.

UNIT III MOTORS AND DRIVES 9

Types of Motors- DC motors- AC motors, PMSM motors, BLDC motors, Switched reluctance motors working principle, construction and characteristics.

UNIT IV POWER CONVERTERS AND CONTROLLERS 9

Solid state Switching elements and characteristics – BJT, MOSFET, IGBT, SCR and TRIAC - Power Converters – rectifiers, inverters and converters - Motor Drives - DC, AC motor, PMSM motors, BLDC motors, Switched reluctance motors – four quadrant operations –operating modes

UNIT V HYBRID AND ELECTRIC VEHICLES 9

Main components and working principles of a hybrid and electric vehicles, Different configurations of hybrid and electric vehicles. Power Split devices for Hybrid Vehicles - Operation modes - Control Strategies for Hybrid Vehicle - Economy of hybrid Vehicles - Case study on specification of electric and hybrid vehicles.

TOTAL: 45 PERIODS

COURSE OUTCOMES:

At the end of this course, the student will be able to

- Understand the operation and architecture of electric and hybrid vehicles
- Identify various energy source options like battery and fuel cell

3. Select suitable electric motor for applications in hybrid and electric vehicles.
4. Explain the role of power electronics in hybrid and electric vehicles
5. Analyze the energy and design requirement for hybrid and electric vehicles.

TEXT BOOKS:

1. Iqbal Husain, “ Electric and Hybrid Vehicles-Design Fundamentals”, CRC Press,2003
2. Mehrdad Ehsani, “ Modern Electric, Hybrid Electric and Fuel Cell Vehicles”, CRC Press,2005.

REFERENCES:

1. James Larminie and John Lowry, “Electric Vehicle Technology Explained “ John Wiley & Sons,2003
2. Lino Guzzella, “ Vehicle Propulsion System” Springer Publications,2005
3. Ron HodKinson, “Light Weight Electric/ Hybrid Vehicle Design”, Butterworth Heinemann Publication,2005.

CO	PO												PSO		
	1	2	3	4	5	6	7	8	9	10	11	12	1	2	3
1	1	1	2	1		3	2					2		1	3
2	1	1	2	1		3	2					2		1	3
3	1	1	2	1		3	2					2		1	3
4	1	1	2	1		3	2					2		1	3
5	1	1	2	1		3	2					2		1	3
Avg.	1	1	2	1		3	2					2		1	3

OAS352

SPACE ENGINEERING

L T P C
3 0 0 3

OBJECTIVES:

- Use the standard atmosphere tables and equations.
- Find lift and drag coefficient data from NACA plots.
- Apply the concept of static stability to flight vehicles.
- Describe the concepts of stress, strain, Young’s modulus, Poisson’s ratio, yield strength.
- Demonstrate a basic knowledge of dynamics relevant to orbital mechanics.

UNIT I STANDARD ATMOSPHERE

6

History of aviation – standard atmosphere - pressure, temperature and density altitude.

UNIT II AERODYNAMICS

10

Aerodynamic forces – Lift generation Viscosity and its implications - Shear stress in a velocity profile - Lagrangian and Eulerian flow field - Concept of a streamline – Aircraft terminology and geometry - Aircraft types - Lift and drag coefficients using NACA data.

UNIT III PERFORMANCE AND PROPULSION

9

Viscous and pressure drag - flow separation - aerodynamic drag - thrust calculations -thrust/power available and thrust/power required.

UNIT IV AIRCRAFT STABILITY AND STRUCTURAL THEORY

10

Degrees of freedom of aircraft motions - stable, unstable and neutral stability - concept of static stability - Hooke’s Law- brittle and ductile materials - moment of inertia - section modulus.

UNIT V SPACE APPLICATIONS

10

History of space research - spacecraft trajectories and basic orbital manoeuvres - six orbital elements - Kepler's laws of orbits - Newton's law of gravitation.

TOTAL: 45 PERIODS

OUTCOMES:

- Illustrate the history of aviation & developments over the years
- Ability to identify the types & classifications of components and control systems
- Explain the basic concepts of flight & Physical properties of Atmosphere
- Identify the types of fuselage and constructions.
- Distinguish the types of Engines and explain the principles of Rocket

TEXT BOOKS:

1. John D. Anderson, Introduction to Flight, 8 th Ed., McGraw-Hill Education, New York,2015.
2. E Rathakrishnan, "Introduction to Aerospace Engineering: Basic Principles of Flight", John Wiley, NJ, 2021.
3. Stephen. A. Brandt, "Introduction to Aeronautics: A design perspective"; American Institute of Aeronautics & Astronautics,1997.

REFERENCE:

1. Kermode, A.C., "Mechanics of Flight", Himalayan Book, 1997.

OIM351

INDUSTRIAL MANAGEMENT

**LT PC
3 0 0 3**

COURSE OBJECTIVES:

- To introduce fundamental concepts of industrial management
- To understand the approaches to the study of Management
- To learn about Decision Making, Organizing and leadership
- To analyze the Managerial Role and functions
- To know about the Supply Chain Management'

UNIT I INTRODUCTION

9

Technology Management - Definition - Functions - Evolution of Modern Management - Scientific Management Development of Management Thought. Approaches to the study of Management, Forms of Organization -Individual Ownership - Partnership - Joint Stock Companies - Co-operative Enterprises - Public Sector Undertakings, Corporate Frame Work- Share Holders - Board of Directors - Committees - Chief Executive Line and Functional Managers,-Financial-Legal-Trade Union

UNIT II FUNCTIONS OF MANAGEMENT

9

Planning - Nature and Purpose - Objectives - Strategies – Policies and Planning Premises - Decision Making - Organizing - Nature and Process - Premises - Departmentalization - Line and staff - Decentralization -Organizational culture, Staffing - selection and training .Placement - Performance appraisal - Career Strategy – Organizational Development. Leading - Managing human factor - Leadership .Communication, Controlling - Process of Controlling - Controlling techniques, productivity and operations management - Preventive control, Industrial Safety.

UNIT III ORGANIZATIONAL BEHAVIOUR

9

Definition - Organization - Managerial Role and functions -Organizational approaches, Individual behaviour - causes - Environmental Effect - Behaviour and Performance, Perception - Organizational Implications. Personality - Contributing factors - Dimension – Need Theories - Process Theories - Job Satisfaction, Learning and Behaviour-Learning Curves, Work Design and approaches.

UNIT IV GROUPOYNAMICS**9**

Group Behaviour - Groups - Contributing factors - Group Norms, Communication - Process - Barriers to communication - Effective communication, leadership - formal and informal characteristics – Managerial Grid - Leadership styles - Group Decision Making - Leadership Role in Group Decision, Group Conflicts - Types -Causes - Conflict Resolution -Inter group relations and conflict, Organization centralization and decentralization - Formal and informal - Organizational Structures Organizational Change and Development -Change Process – Resistance to Change - Culture and Ethics.

UNIT V MODERN CONCEPTS**9**

Management by Objectives (MBO) - Management by Exception (MBE),Strategic Management - Planning for Future direction - SWOT Analysis -Evolving development strategies, information technology in management Decisions support system-Management Games Business Process Re-engineering(BPR) –Enterprises Resource Planning (ERP) - Supply Chain Management (SCM) - Activity Based Management (AM) - Global Perspective - Principles and Steps Advantages and disadvantage

TOTAL: 45 PERIODS**COURSE OUTCOMES:**

- CO1: Understand the basic concepts of industrial management
 CO2: Identify the group conflicts and its causes.
 CO3: Perform swot analysis
 CO4 : Analyze the learning curves
 CO5 : Understand the placement and performance appraisal

REFERENCES:

Maynard H.B, “Industrial Engineering Hand book”, McGraw-Hill, sixth 2008

CO's	PO's												PSO's		
	1	2	3	4	5	6	7	8	9	10	11	12	1	2	3
1	2	1											2	1	
2		3	2	3											2
3	2	3	2	3									1	2	3
4	2	2	3	3										3	3
5	2	2											2		
AVg.	2	2.2	2.3	3									1.8	2	2.6

OIE354**QUALITY ENGINEERING****L T P C
3 0 0 3****COURSE OBJECTIVES**

- Developing a clear knowledge in the basics of various quality concepts.
- Facilitating the students in understanding the application of control charts and its techniques.
- Developing the special control procedures for service and process oriented industries.
- Analyzing and understanding the process capability study.
- Developing the acceptance sampling procedures for incoming raw material.

UNIT I INTRODUCTION**9**

Quality Dimensions–Quality definitions–Inspection–Quality control–Quality Assurance–Quality planning–Quality costs–Economics of quality– Quality loss function

UNIT II CONTROLCHARTS**9**

Chance and assignable causes of process variation, statistical basis of the control chart, control

charts for variables- \bar{X} , R and S charts, attribute control charts - p, np, c and u- Construction and application.

UNIT III SPECIAL CONTROL PROCEDURES 9

Warning and modified control limits, control chart for individual measurements, multi-vari chart, Xchart with a linear trend, chart for moving averages and ranges, cumulative-sum and exponentially weighted moving average control charts.

UNIT IV STATISTICAL PROCESS CONTROL 9

Process stability, process capability analysis using a Histogram or probability plots and control chart. Gauge capability studies, setting specification limits.

UNIT V ACCEPTANCE SAMPLING 9

The acceptance sampling fundamental, OC curve, sampling plans for attributes, simple, double, multiple and sequential, sampling plans for variables, MIL-STD-105D and MIL-STD-414E & IS 2500 standards.

TOTAL: 45 PERIODS

COURSE OUTCOMES:

Students will be able to:

CO1: Control the quality of processes using control charts for variables in manufacturing industries.

CO2: Control the occurrence of defective product and the defects in manufacturing companies.

CO3: Control the occurrence of defects in services.

CO4: Analyzing and understanding the process capability study.

CO5: Developing the acceptance sampling procedures for incoming raw material.

CO's	PO's												PSO's		
	1	2	3	4	5	6	7	8	9	10	11	12	1	2	3
1	2	3	3		3			1	2			2	1		
2		3	3		3	3			3			3		2	
3	3	3	3		3				3			3	1		
4	3		2		3						1		1		
5		2			3				3			3			1
AVg.	2.6	2.7	2.7		3	3		1	2.7		1	2.7	1	2	1

OSF351

FIRE SAFETY ENGINEERING

L T P C

3 0 0 3

COURSE OBJECTIVES

- To enable the students to acquire knowledge of Fire and Safety Studies
- To learn about the effect of fire on materials used for construction, the method of test for non-combustibility & fire resistance
- To learn about fire area, fire stopped areas and different types of fire-resistant doors
- To learn about the method of fire protection of structural members and their repair due to fire damage.
- To develop safety professionals for both technical and management through systematic and quality-based study programmes

UNIT I INHERENT SAFETY CONCEPTS 9

Compartment fire-factors controlling fire severity, ventilation controlled and fuel controlled fires; Spread of fire in rooms, within building and between buildings. Effect of temperature on the properties of structural materials- concrete, steel, masonry and wood; Behavior of non-structural

materials on fire- plastics, glass, textile fibres and other house hold materials.

UNIT II PLANT LOCATIONS

9

Compartment temperature-time response at pre-flashover and post flashover periods; Equivalence of fire severity of compartment fire and furnace fire; Fire resistance test on structural elements-standard heating condition, Indian standard test method, performance criteria.

UNIT III WORKING CONDITIONS

9

Fire separation between building- principle of calculation of safe distance. Design principles of fire resistant walls and ceilings; Fire resistant screens- solid screens and water curtains; Local barriers; Fire stopped areas-in roof, in fire areas and in connecting structures; Fire doors- Low combustible, Non-combustible and Spark-proof doors; method of suspension of fire doors; Air-tight sealing of doors;

UNIT IV FIRE SEVERITY AND REPAIR TECHNIQUES

9

Fabricated fire proof boards-calcium silicate, Gypsum, Vermiculite, and Perlite boards; Fire protection of structural elements - Wooden, Steel and RCC.. Reparability of fire damaged structures- Assessment of damage to concrete, steel, masonry and timber structures, Repair techniques- repair methods to reinforced concrete Columns, beams and slabs, Repair to steel structural members, Repair to masonry structures.

UNIT V WORKING AT HEIGHTS

9

Safe Access - Requirement for Safe Work Platforms- Stairways - Gangways and Ramps-Fall Prevention & Fall Protection - Safety Belts - Safety nets - Fall Arrestors- Working on Fragile Roofs - Work Permit Systems-Accident Case Studies.

TOTAL : 45 PERIODS

COURSE OUTCOMES

On completion of the course the student will be able to

CO1:Understand the effect of fire on materials used for construction

CO2:Understand the method of test for non-combustibility and fire resistance; and will be able to select different structural elements and their dimensions for a particular fire resistance rating of a building.

CO3:To understand the design concept of fire walls, fire screens, local barriers and fire doors and able to select them appropriately to prevent fire spread.

CO4:To decide the method of fire protection to RCC, steel, and wooden structural elements and their repair methods if damaged due to fire.

CO5:Describe the safety techniques and improve the analytical and intelligence to take the right decision at right time.

TEXT BOOKS

1. Roytman, M. Y,"Principles of fire safety standards for building construction". Amerind Publishing Co. Pvt. Ltd., New Delhi,1975
2. John A. Purkiss,"Fire safety engineering design of structures" (2nd edn.), Butterworth Heinemann, Oxford, UK,2009.

REFERENCES:

2. Smith, E.E. and Harmathy, T.Z. (Editors),"Design of buildings for fire safety". ASTM Special Publication 685, American Society for Testing and Materials, Boston, U.S.A,1979.
3. Butcher, E. G. and Parnell, A. C, "Designing of fire safety". JohnWiley and Sons Ltd., New York, U.S.A.1983.
4. Jain, V.K,"Fire safety in buildings" (2nd edn.). New Age International(P) Ltd., New Delhi,2010.
4. Hazop&Hazan,"Identifying and Assessing Process Industry Hazards", Fourth Edition ,1999
5. Frank R. Spellman, Nancy E. Whiting,"The Handbook of Safety Engineering: Principles and Applications", 2009

CO's- PO's & PSO's MAPPING

CO's	PO's												PSO's			
	1	2	3	4	5	6	7	8	9	10	11	12	1	2	3	
1	2	-	1	-	-	1	-	-	-	-	-	-	-	-	-	-
2	-	-	3	-	-	-	-	-	-	-	-	-	-	-	-	-
3	1	-	2	-	-	-	3	-	-	1	-	-	-	-	-	-
4	-	-	-	-	-	1	1	-	-	-	-	-	-	-	-	-
5	2	-	1	-	-	1	1	1	-	1	-	1	-	-	-	-
AVg.	1.3	-	1.75	-	-	1	1.3	1		1	-	1	-	-	-	-

OML351

INTRODUCTION TO NON-DESTRUCTIVE TESTING

**L T P C
3 0 0 3**

COURSE OBJECTIVES:

The main learning objective of this course is to prepare the students for:

- Understanding the basic importance of NDT in quality assurance.
- Imbibing the basic principles of various NDT techniques, its applications, limitations, codes and standards.
- Equipping themselves to locate a flaw in various materials, products.
- Applying apply the testing methods for inspecting materials in accordance with industry specifications and standards.
- Acquiring the knowledge on the selection of the suitable NDT technique for a given application

UNIT I INTRODUCTION TO NDT & VISUAL TESTING

9

Concepts of Non-destructive testing-relative merits and limitations-NDT Versus mechanical testing, Fundamentals of Visual Testing – vision, lighting, material attributes, environmental factors, visual perception, direct and indirect methods – mirrors, magnifiers, boroscopes and fibrosopes – light sources and special lighting.

UNIT II LIQUID PENETRANT & MAGNETIC PARTICLE TESTING

9

Liquid Penetrant Inspection: principle, applications, advantages and limitations, dyes, developers and cleaners, Methods & Interpretation.
Magnetic Particle Inspection: Principles, applications, magnetization methods, magnetic particles, Testing Procedure, demagnetization, advantages and limitations, – Interpretation and evaluation of test indications.

UNIT III EDDY CURRENT TESTING & THERMOGRAPHY

9

Eddy Current Testing: Generation of eddy currents– properties– eddy current sensing elements, probes, Instrumentation, Types of arrangement, applications, advantages, limitations – Factors affecting sensing elements and coil impedance, calibration, Interpretation/Evaluation.
Thermography- Principle, Contact & Non-Contact inspection methods, Active & Passive methods, Liquid Crystal – Concept, example, advantages & limitations. Electromagnetic spectrum, infrared thermography- approaches, IR detectors, Instrumentation and methods, applications.

UNIT IV ULTRASONIC TESTING & AET

9

Ultrasonic Testing: Types of ultrasonic waves, characteristics, attenuation, couplants, probes, EMAT. Inspection methods-pulse echo, transmission and phased array techniques, types of scanning and displays, angle beam inspection of welds, time of flight diffraction (TOFD) technique, Thickness determination by ultrasonic method, Study of A, B and C scan presentations, calibration.

Acoustic Emission Technique – Introduction, Types of AE signal, AE wave propagation, Source location, Kaiser effect, AE transducers, Principle, AE parameters, AE instrumentation, Advantages & Limitations, Interpretation of Results, Applications.

UNIT V RADIOGRAPHY TESTING

9

Sources-X-rays and Gamma rays and their characteristics-absorption, scattering. Filters and screens, Imaging modalities-film radiography and digital radiography (Computed, Direct, Real Time, CT scan). Problems in shadow formation, exposure factors, inverse square law, exposure charts, Penetrameters, safety in radiography.

TOTAL: 45 PERIODS

COURSE OUTCOMES:

After completion of this course, the students will be able to

1. Realize the importance of NDT in various engineering fields.
2. Have a basic knowledge of surface NDE techniques which enables to carry out various inspection in accordance with the established procedures.
3. Calibrate the instrument and inspect for in-service damage in the components by means of Eddy current testing as well as Thermography testing.
4. Differentiate various techniques of UT and AET and select appropriate NDT methods for better evaluation.
5. Interpret the results of Radiography testing and also have the ability to analyse the influence of various parameters on the testing.

TEXT BOOKS:

1. Baldev Raj, T. Jayakumar and M. Thavasimuthu, Practical Non Destructive Testing, Alpha Science International Limited, 3rd edition, 2002.
2. J. Prasad and C. G. K. Nair, Non-Destructive Test and Evaluation of Materials, Tata McGraw-Hill Education, 2nd edition, 2011.
3. Ravi Prakash, "Non-Destructive Testing Techniques", 1st revised edition, New Age International Publishers, 2010.

REFERENCES:

1. ASM Metals Handbook, V-17, "Nondestructive Evaluation and Quality Control", American Society of Metals, USA, 2001.
2. Barry Hull and Vernon John, "Nondestructive Testing", Macmillan, 1989.
3. Chuck Hellier, "Handbook of Nondestructive Evaluation", Mc Graw Hill, 2012.
4. Louis Cartz, "Nondestructive Testing", ASM International, USA, 1995.

	PO1	PO2	PO3	PO4	PO5	PO6	PO7	PO8	PO9	PO10	PO11	PO12	PSO 1	PSO 2	PSO 3
C01	2	2	2	3			2	2				2	1	2	
C02	3	1	2	2			2	2				2	2	2	1
C03	3	2	1	2			2	2				2	2	2	
CO4	3	1	2	2			2	2				2	2	2	2
CO5	3	2	2	2			2	2				2	2	2	1
Avg	2.8	1.6	1.8	2.2			2	2				2	1.8	2	1.3

COURSE OBJECTIVES:

The main learning objective of this course is to prepare the students for:

1. Selecting sensors to develop mechatronics systems.
2. Explaining the architecture and timing diagram of microprocessor, and also interpret and develop programs.
3. Designing appropriate interfacing circuits to connect I/O devices with microprocessor.
4. Applying PLC as a controller in mechatronics system.
5. Designing and develop the apt mechatronics system for an application.

UNIT – I INTRODUCTION AND SENSORS 9

Introduction to Mechatronics – Systems – Need for Mechatronics – Emerging areas of Mechatronics – Classification of Mechatronics. Sensors and Transducers: Static and Dynamic Characteristics of Sensor, Potentiometers – LVDT – Capacitance Sensors – Strain Gauges – Eddy Current Sensor – Hall Effect Sensor – Temperature Sensors – Light Sensors.

UNIT – II 8085 MICROPROCESSOR 9

Introduction – Pin Configuration - Architecture of 8085 – Addressing Modes – Instruction set, Timing diagram of 8085.

UNIT – III PROGRAMMABLE PERIPHERAL INTERFACE 9

Introduction – Architecture of 8255, Keyboard Interfacing, LED display – Interfacing, ADC and DAC Interface, Temperature Control – Stepper Motor Control – Traffic Control Interface.

UNIT – IV PROGRAMMABLE LOGIC CONTROLLER 9

Introduction – Architecture – Input / Output Processing – Programming with Timers, Counters and Internal relays – Data Handling – Selection of PLC.

UNIT – V ACTUATORS AND MECHATRONICS SYSTEM DESIGN 9

Types of Stepper and Servo motors – Construction – Working Principle – Characteristics, Stages of Mechatronics Design Process – Comparison of Traditional and Mechatronics Design Concepts with Examples – Case studies of Mechatronics Systems – Pick and Place Robot – Engine Management system – Automatic Car Park Barrier.

TOTAL: 45 PERIODS**COURSE OUTCOMES**

Upon successful completion of the course, students should be able to:

CO1: Select sensors to develop mechatronics systems.

CO2: Explain the architecture and timing diagram of microprocessor, and also interpret and develop programs.

CO3: Design appropriate interfacing circuits to connect I/O devices with microprocessor.

CO 4: Apply PLC as a controller in mechatronics system.

CO 5: Design and develop the apt mechatronics system for an application.

Mapping of COs with POs and PSOs																
COs/POs & PSOs	POs												PSOs			
	1	2	3	4	5	6	7	8	9	10	11	12	1	2	3	
CO1	3	2	1	3		2						2	3	2	3	
CO2	3	2	1	3		2						2	3	2	3	
CO3	3	2	1	3		2						2	3	2	3	
CO4	3	2	1	3		2						2	3	2	3	
CO5	3	2	1	3		2						2	3	2	3	
CO/PO & PSO Average	3	2	1	3		2						2	3	2	3	

UNIT – IV SENSORS IN ROBOTICS**9**

Force sensors, touch and tactile sensors, proximity sensors, non-contact sensors, safety considerations in robotic cell, proximity sensors, fail safe hazard sensor systems, and compliance mechanism. Machine vision system - camera, frame grabber, sensing and digitizing image data – signal conversion, image storage, lighting techniques, image processing and analysis – data reduction, segmentation, feature extraction, object recognition, other algorithms, applications – Inspection, identification, visual serving and navigation.

UNIT – V PROGRAMMING AND APPLICATIONS OF ROBOT**9**

Teach pendant programming, lead through programming, robot programming languages – VAL programming – Motion Commands, Sensors commands, End-Effector Commands, and simple programs - Role of robots in inspection, assembly, material handling, underwater, space and medical fields.

TOTAL : 45 PERIODS**COURSE OUTCOMES**

At the end of the course, students will be able to:

CO1: Interpret the features of robots and technology involved in the control.

CO2: Apply the basic engineering knowledge and laws for the design of robotics.

CO3: Explain the basic concepts like various configurations, classification and parts of end effectors compare various end effectors and grippers and tools and sensors used in robots.

CO4: Explain the concept of kinematics, degeneracy, dexterity and trajectory planning.

CO5: Demonstrate the image processing and image analysis techniques by machine vision system.

Mapping of COs with POs and PSOs															
COs/POs& PSOs	POs												PSOs		
	1	2	3	4	5	6	7	8	9	10	11	12	1	2	3
CO1	3	2	1	1								1			3
CO2	3	2	1	1								1			3
CO3	3	2	1	1								1			3
CO4	3	2	1	1								1			3
CO5	3	2	1	1								1			3
CO/PO & PSO Average															
1 – Slight, 2 – Moderate, 3 – Substantial															

TEXT BOOKS:

1. Ganesh.S.Hedge, "A textbook of Industrial Robotics", Lakshmi Publications, 2006.
2. Mikell.P.Groover , "Industrial Robotics – Technology, Programming and applications" McGraw Hill 2ND edition 2012.

REFERENCES:

1. Fu K.S. Gonalz R.C. and ice C.S.G."Robotics Control, Sensing, Vision and Intelligence", McGraw Hill book co. 2007.
2. YoramKoren, "Robotics for Engineers", McGraw Hill Book, Co., 2002.
3. Janakiraman P.A., "Robotics and Image Processing", Tata McGraw Hill 2005.
4. John. J.Craig, "Introduction to Robotics: Mechanics and Control" 2nd Edition, 2002.
5. Jazar, "Theory of Applied Robotics: Kinematics, Dynamics and Control", Springer India reprint, 2010.

OBJECTIVES:

- To acquire the knowledge on the Historical evaluation of Airplanes
- To learn the different component systems and functions
- To know the concepts of basic properties and principles behind the flight
- To learn the basics of different structures & construction
- To learn the various types of power plants used in aircrafts

UNIT I HISTORY OF FLIGHT 8

Balloon flight-ornithopter-Early Airplanes by Wright Brothers, biplanes and monoplanes, Developments in aerodynamics, materials, structures and propulsion over the years.

UNIT II AIRCRAFT CONFIGURATIONS AND ITS CONTROLS 10

Different types of flight vehicles, classifications-Components of an airplane and their functions- Conventional control, powered control- Basic instruments for flying-Typical systems for control actuation.

UNIT III BASICS OF AERODYNAMICS 9

Physical Properties and structures of the Atmosphere, Temperature, pressure and altitude relationships, Newton's Law of Motions applied to Aeronautics-Evolution of lift, drag and moment. Aerofoils, Mach number, Maneuvers.

UNIT IV BASICS OF AIRCRAFT STRUCTURES 9

General types of construction, Monocoque, semi-monocoque and geodesic constructions, typical wing and fuselage structure. Metallic and non-metallic materials. Use of Aluminium alloy, titanium, stainless steel and composite materials. Stresses and strains-Hooke's law- stress-strain diagrams-elastic constants-Factor of Safety.

UNIT V BASICS OF PROPULSION 9

Basic ideas about piston, turboprop and jet engines – use of propeller and jets for thrust production- Comparative merits, Principle of operation of rocket, types of rocket and typical applications, Exploration into space.

TOTAL : 45 PERIODS**OUTCOMES:**

- Illustrate the history of aircraft & developments over the years
- Ability to identify the types & classifications of components and control systems
- Explain the basic concepts of flight & Physical properties of Atmosphere
- Identify the types of fuselage and constructions.
- Distinguish the types of Engines and explain the principles of Rocket

TEXT BOOKS

1. Anderson, J.D., Introduction to Flight, McGraw-Hill; 8th edition , 2015
2. . E Rathakrishnan, "Introduction to Aerospace Engineering: Basic Principles of Flight", John Wiley, NJ, 2021
3. Stephen.A. Brandt, Introduction to aeronautics: A design perspective, 2nd edition, AIAA Education Series, 2004.

REFERENCE

1. SADHU SINGH, "INTERNAL COMBUSTION ENGINES AND GAS TURBINE"-, SS Kataria & sons, 2015
2. KERMODE , "FLIGHT WITHOUT FORMULAE", -, Pitman; 4th Revised edition 1989

OBJECTIVES:

- To introduce the concepts of remote sensing processes and its components.
- To expose the various remote sensing platforms and sensors and to introduce the elements of data interpretation

UNIT I REMOTE SENSING AND ELECTROMAGNETIC RADIATION 9

Definition – components of RS – History of Remote Sensing – Merits and demerits of data collation between conventional and remote sensing methods - Electromagnetic Spectrum – Radiation principles - Wave theory, Planck's law, Wien's Displacement Law, Stefan's Boltzmann law, Kirchoff's law – Radiation sources: active & passive - Radiation Quantities

UNIT II EMR INTERACTION WITH ATMOSPHERE AND EARTH MATERIAL 9

Standard atmospheric profile – main atmospheric regions and its characteristics – interaction of radiation with atmosphere – Scattering, absorption and refraction – Atmospheric windows - Energy balance equation – Specular and diffuse reflectors – Spectral reflectance & emittance – Spectroradiometer – Spectral Signature concepts – Typical spectral reflectance curves for vegetation, soil and water – solid surface scattering in microwave region.

UNIT III ORBITS AND PLATFORMS 9

Motions of planets and satellites – Newton's law of gravitation - Gravitational field and potential - Escape velocity - Kepler's law of planetary motion - Orbit elements and types – Orbital perturbations and maneuvers – Types of remote sensing platforms - Ground based, Airborne platforms and Space borne platforms – Classification of satellites – Sun synchronous and Geosynchronous satellites – Lagrange Orbit.

UNIT IV SENSING TECHNIQUES 9

Classification of remote sensors – Resolution concept : spatial, spectral, radiometric and temporal resolutions - Scanners - Along and across track scanners – Optical-infrared sensors – Thermal sensors – microwave sensors – Calibration of sensors - High Resolution Sensors - LIDAR , UAV – Orbital and sensor characteristics of live Indian earth observation satellites

UNIT V DATA PRODUCTS AND INTERPRETATION 9

Photographic and digital products – Types, levels and open source satellite data products – selection and procurement of data– Visual interpretation: basic elements and interpretation keys - Digital interpretation – Concepts of Image rectification, Image enhancement and Image classification

TOTAL:45 PERIODS**COURSE OUTCOMES:**

On completion of the course, the student is expected to

- CO 1** Understand the concepts and laws related to remote sensing
- CO 2** Understand the interaction of electromagnetic radiation with atmosphere and earth material
- CO 3** Acquire knowledge about satellite orbits and different types of satellites
- CO 4** Understand the different types of remote sensors
- CO 5** Gain knowledge about the concepts of interpretation of satellite imagery

TEXTBOOKS:

1. Thomas M.Lillesand, Ralph W. Kiefer and Jonathan W. Chipman, Remote Sensing and Image interpretation, John Wiley and Sons, Inc, New York,2015.
2. George Joseph and C Jeganathan, Fundamentals of Remote Sensing,Third Edition Universities Press (India) Private limited, Hyderabad, 2018

REFERENCES:

1. Janza, F.Z., Blue H.M. and Johnson,J.E. Manual of Remote Sensing. Vol.1, American Society of Photogrametry, Virginia, USA, 2002.
2. Verbyla, David, Satellite Remote Sensing of Natural Resources. CRC Press, 1995
3. Paul Curran P.J. Principles of Remote Sensing. Longman, RLBS, 1988.
4. Introduction to Physics and Techniques of Remote Sensing , Charles Elachi and Jacob Van Zyl, 2006 Edition II, Wiley Publication.
5. Basudeb Bhatta, Remote Sensing and GIS, Oxford University Press, 2011

CO-PO MAPPING

PO	Graduate Attribute	Course Outcome					Average
		CO1	CO2	CO3	CO4	CO5	
PO1	Engineering Knowledge	3	3	3	3	3	3
PO2	Problem Analysis				3	3	3
PO3	Design/Development of Solutions				3	3	3
PO4	Conduct Investigations of Complex Problems				3	3	3
PO5	Modern Tool Usage				3	3	3
PO6	The Engineer and Society						
PO 7	Environment and Sustainability						
PO 8	Ethics						
PO 9	Individual and Team Work						
PO 10	Communication						
PO 11	Project Management and Finance						
PO 12	Life-long Learning	3		3	3	3	3
PSO 1	Knowledge of Geoinformatics discipline	3	3	3	3	3	3
PSO 2	Critical analysis of Geoinformatics Engineering problems and innovations	3	3	3	3	3	3
PSO 3	Conceptualization and evaluation of Design solutions	3	3	3	3	3	3

OAI351**URBAN AGRICULTURE****L T P C
3 0 0 3****OBJECTIVES:**

- To introduce the students the principles of agricultural crop production and the production practices of crops in modern ways.
- To delineate the role of agricultural engineers in relation to various crop production practices.

UNIT I INTRODUCTION**9**

Benefits of urban agriculture- economic benefits, environmental benefits, social and cultural benefits, educational, skill-building and job training benefits, health, nutrition and food accessibility benefits.

UNIT II VERTICAL FARMING**9**

Vertical farming- types, green facade, living/green wall-modular green wall , vegetated mat wall-Structures and components for green wall system: plant selection, growing media, irrigation and plant nutrition: Design, light, benefits of vertical gardening. Roof garden and its types. Kitchen garden, hanging baskets: The house plants/ indoor plants

UNIT III SOIL LESS CULTIVATION**9**

Hydroponics, aeroponics, aquaponics: merits and limitations, costs and Challenges, backyard gardens- tactical gardens- street landscaping- forest gardening, greenhouses, urban beekeeping

UNIT IV MODERN CONCEPTS**9**

Growth of plants in vertical pipes in terraces and inside buildings, micro irrigation concepts suitable for roof top gardening, rain hose system, Green house, polyhouse and shade net system of crop production on roof tops

UNIT V WASTE MANAGEMENT**9**

Concept, scope and maintenance of waste management- **recycle of organic waste, garden wastes- solid waste management-scope**, microbiology of waste, other ingredients like insecticide, pesticides and fungicides residues, waste utilization.

TOTAL: 45 PERIODS**COURSE OUTCOMES**

1. Demonstrate the principles behind crop production and various parameters that influences the crop growth on roof tops
2. Explain different methods of crop production on roof tops
3. Explain nutrient and pest management for crop production on roof tops
4. Illustrate crop water requirement and irrigation water management on roof tops
5. Explain the concept of waste management on roof tops

TEXT BOOKS:

1. Martellozzo F and J S Landry. 2020. Urban Agriculture. Scitus Academics Llc.
2. Rob Roggema. 2016. Sustainable Urban Agriculture and Food Planning. Routledge Taylor and Francis Group.
3. Akrong M O. 2012. Urban Agriculture. LAP Lambert Academic Publishing.

REFERENCES:

1. Agha Rokh A. 2008. Evaluation of ornamental flowers and fishes breeding in Bushehr urban wastewater using a pilot-scale aquaponic system. *Water and Wastewater*, 19 (65): 47–53.
2. Agrawal M, Singh B, Rajput M, Marshall F and Bell J. N. B. 2003. Effect of air pollution on peri-urban agriculture: A case study. *Environmental Pollution*, 126 (3): 323–329. <https://www.sciencedirect.com/science/article/pii/S0269749103002458#aep-section-id24>.
3. Jac Smit and Joe Nasr. 1992. Urban agriculture for sustainable cities: using wastes and idle land and water bodies as resources. *Environment and Urbanization*, 4 (2):141-152.

CO-PO MAPPING

PO/PSO		CO1	CO2	CO3	CO4	CO5	Overall correlation of COs with POs
PO1	Engineering Knowledge	1	2	1	1	2	1
PO2	Problem Analysis	1	1	1	1	1	2
PO3	Design/ Development of Solutions	1	2	1	1	3	2
PO4	Conduct Investigations of Complex Problems	1	1	2	2	1	1
PO5	Modern Tool Usage	1	2	1	1	1	2
PO6	The Engineer and Society	1	2	1	2	1	1
PO7	Environment and sustainability	1	2	1	1	2	1
PO8	Ethics	2	1	1	1	2	1
PO9	Individual and team work:	1	1	2	1	1	1
PO10	Communication	1	2	1	1	2	1
PO11	Project management and finance	1	1	1	1	1	2

PO12	Life-long learning:	1	2	1	1	3	2
PSO1	To make expertise in design and engineering problem solving approach in agriculture with proper knowledge and skill	1	2	1	1	2	1
PSO2	To enhance students ability to formulate solutions to real-world problems pertaining to sustained agricultural productivity using modern technologies.	2	1	2	1	1	1
PSO3	To inculcate entrepreneurial skills through strong Industry-Institution linkage.	1	2	1	2	1	2

OEE352

ELECTRIC VEHICLE TECHNOLOGY

L T P C
3 0 0 3

COURSE OBJECTIVES

- To provide knowledge about electric machines and special machine
- To understand the basics of power converters
- To know the concepts of controlling DC and AC drive systems
- To understand the architecture and power train components.
- To impart knowledge on vehicle control for standard drive cycles of hybrid electrical vehicles (HEVs)

UNIT I ROTATING POWER CONVERTERS 9

Magnetic circuits- DC machine and AC machine –Working principle of Generator and Motor-DC and AC - Voltage and torque equations – Characteristics and applications. Working principle of special machines like: Brushless DC motor, Switched reluctance motor and PMSM.

UNIT II STATIC POWER CONVERTERS 9

Working and Characteristics of Power Diodes, MOSFET and IGBT. Working of uncontrolled rectifiers, controlled rectifiers (Single phase and Three phase), DC choppers, single and three phase inverters, Multilevel inverters and Matrix Converters.

UNIT III CONTROL OF DC AND AC MOTOR DRIVES 9

Speed control for constant torque, constant HP operation of all electric motors - DC/DC chopper based four quadrant operation of DC motor drives, inverter based V/f Operation (motoring and braking) of induction motor drives, Transformation theory, vector control operation of Induction motor and PMSM, Brushless DC motor drives, Switched reluctance motor (SRM) drives

UNIT IV HYBRID ELECTRIC VEHICLE ARCHITECTURE AND POWER TRAIN COMPONENTS 9

History of evolution of Electric Vehicles - Comparison of Electric Vehicles with Internal Combustion Engines - Architecture of Electric Vehicles (EV) and Hybrid Electric Vehicles (HEV) – Plug-in Hybrid Electric Vehicles (PHEV)- Power train components and sizing, Gears, Clutches, Transmission and Brakes.

UNIT V MECHANICS OF HYBRID ELECTRIC VEHICLES AND CONTROL OF VEHICLES 9

Fundamentals of vehicle mechanics - tractive force, power and energy requirements for standard drive cycles of HEV's - motor torque and power rating and battery capacity. HEV supervisory

control - Selection of modes - power split mode - parallel mode - engine brake mode - regeneration mode - series parallel mode

TOTAL: 45 PERIODS

COURSE OUTCOMES:

- CO1: Able to understand the principles of conventional and special electrical machines.
- CO2: Acquired the concepts of power devices and power converters
- CO3: Able to understand the control for DC and AC drive systems.
- CO4: Learned the electric vehicle architecture and power train components.
- CO5: Acquired the knowledge of mechanics of electric vehicles and control of electric vehicles.

	PO 1	PO 2	PO 3	PO 4	PO 5	PO 6	PO 7	PO 8	PO 9	PO 10	PO 11	PO 12	PS O1	PS O2	PS O3
CO1	3	2			3								3	3	3
CO2	3	2	2			3			3				3	3	3
CO3	3			3		2	2						3	3	3
CO4	3	2	2		3								3	3	3
CO5	3		2								2		3	3	3
Avg	3	2	2	3	3	1	2		3		2		3	3	3

REFERENCES:

- 1 Stephen D. Umans, "Fitzgerald & Kingsley's Electric Machinery", Tata McGraw Hill, 7th Edition, 2020.
- 2 Bogdan M. Wilamowski, J. David Irwin, The Industrial Electronics Handbook, Second Edition, Power Electronics and Motor Drives, CRC Press, 2011
- 3 Paul C. Krause, Oleg Wasynczuk, Scott D. Sudhoff, Steven D. Pekarek "Analysis of Electric Machinery and Drive Systems", 3rd Edition, Wiley-IEEE Press, 2013.
- 4 Rashid M.H., "Power Electronics Circuits, Devices and Applications ", Pearson, fourth Edition, 10th Impression 2021.
- 5 Iqbal Husain, 'Electric and Hybrid Electric Vehicles', CRC Press, 2021.
- 6 Wei Liu, 'Hybrid Electric Vehicle System Modeling and Control', Second Edition, WILEY, 2017
- 7 James Larminie and John Lowry, 'Electric Vehicle Technology Explained', Second Edition, Wiley, 2012

OEI353

INTRODUCTION TO PLC PROGRAMMING

**L T P C
3 0 0 3**

COURSE OBJECTIVES:

1. Understand basic PLC terminologies digital principles, PLC architecture and operation.
2. Familiarize different programming language of PLC.
3. Develop PLC logic for simple applications using ladder logic.
4. Understand the hardware and software behind PLC and SCADA.
5. Exposures about communication architecture of PLC/SCADA.

UNIT I INTRODUCTION TO PLC

9

Introduction to PLC: Microprocessor, I/O Ports, Isolation, Filters, Drivers, Microcontrollers/DSP, PLC/DDC- PLC Construction: What is a PLC, PLC Memories, PLC I/O, , PLC Special I/O, PLC Types.

UNIT II PLC INSTRUCTIONS

9

PLC Basic Instructions: PLC Ladder Language- Function block Programming- Ladder/Function Block functions- PLC Basic Instructions, Basic Examples (Start Stop Rung, Entry/Reset Rung)- Configuration of Sensors, Switches, Solid State Relays-Interlock examples- Timers, Counters, Examples.

UNIT III PLC PROGRAMMING 9

Different types of PLC program, Basic Ladder logic, logic functions, PLC module addressing, registers basics, basic relay instructions, Latching Relays, arithmetic functions, comparison functions, data handling, data move functions, timer-counter instructions, input-output instructions, sequencer instructions

UNIT IV COMMUNICATION OF PLC AND SCADA 9

Communication Protocol – Modbus, HART, Profibus- Communication facilities SCADA: - Hardware and software, Remote terminal units, Master Station and Communication architectures

UNIT V CASE STUDIES 9

Stepper Motor Control- Elevator Control-CNC Machine Control- conveyor control-Interlocking Problems

TOTAL:45 PERIODS

SKILL DEVELOPMENT ACTIVITIES (Group Seminar/Mini Project/Assignment/Content Preparation / Quiz/ Surprise Test / Solving GATE questions/ etc) 5

1. Market survey of the recent PLCs and comparison of their features.
2. Summarize the PLC standards
3. Familiarization of any one programming language (Ladder diagram/ Sequential Function Chart/ Function Block Diagram/ Equivalent open source software)
4. Market survey of Communication Network Used for PLC/SCADA.

COURSE OUTCOMES:

- CO1** Know the basic requirement of a PLC input/output devices and architecture. (L1)
- CO2** Ability to apply Basics Instruction Sets used for ladder Logic and Function Block Programming.(L2)
- CO3** Ability to design PLC Programmes by Applying Timer/Counter and Arithmetic and Logic Instructions Studied for Ladder Logic and Function Block.(L3)
- CO4** Able to develop a PLC logic for a specific application on real world problem. (L5)
- CO5** Ability to Understand the Concepts of Communication used for PLC/SCADA.(L1)

TEXT BOOKS:

1. Frank Petruzzola, Programmable Logic Controllers, Tata Mc-Graw Hill Edition
2. John W. Webb, Ronald A. Reis, Programmable Logic Controllers Principles and Applications, PHI publication

REFERENCES:

1. MadhuchandMitra and SamerjitSengupta, Programmable Logic Controllers Industrial Automation an Introduction, Penram International Publishing Pvt. Ltd.
2. J. R. Hackworth and F. D. Hackworth, Programmable Logic Controllers Principles andApplications, Pearson publication

List of Open Source Software/ Learning website:

1. <https://nptel.ac.in/courses/108105063>
2. <https://www.electrical4u.com/industrial-automation/>
3. <https://www.etf.ues.rs.ba/~slubura/Procesni%20racunari/Programmable%20Logic%20Controllers%20Programming%20Methods.pdf>
4. <https://www.electrical4u.com/industrial-automation/>

MAPPING COURSE OUTCOMES WITH PROGRAMME OUTCOMES

PO, PSO CO	PO 01	PO 02	PO 03	PO 04	PO 05	PO 06	PO 07	PO 08	PO 09	PO 10	PO 11	PO 12	PSO 1	PSO 2	PSO 3
CO1	3	2	1					1		1					
CO2	3	3	2					1		1	2				2
CO3	3	3	3	3	1			1		1					
CO4	3	3		3	3			1		1			3	3	
CO5	3	3	3	2	1			1		1			3	3	3
Avg	3	2.9	2.25	2.6	1.6			1		1			3	3	2.9

OFD352

TRADITIONAL INDIAN FOODS

L T P C
3 0 0 3

OBJECTIVE:

- To help students acquire a sound knowledge on diversities of foods, food habits and patterns in India with focus on traditional foods.

UNIT I HISTORICAL AND CULTURAL PERSPECTIVES

9

Food production and accessibility - subsistence foraging, horticulture, agriculture and pastoralization, origin of agriculture, earliest crops grown. Food as source of physical sustenance, food as religious and cultural symbols; importance of food in understanding human culture - variability, diversity, from basic ingredients to food preparation; impact of customs and traditions on food habits, heterogeneity within cultures (social groups) and specific social contexts - festive occasions, specific religious festivals, mourning etc. Kosher, Halal foods; foods for religious and other fasts.

UNIT II TRADITIONAL METHODS OF FOOD PROCESSING

9

Traditional methods of milling grains – rice, wheat and corn – equipments and processes as compared to modern methods. Equipments and processes for edible oil extraction, paneer, butter and ghee manufacture – comparison of traditional and modern methods. Energy costs, efficiency, yield, shelf life and nutrient content comparisons. Traditional methods of food preservation – sundrying, osmotic drying, brining, pickling and smoking.

UNIT III TRADITIONAL FOOD PATTERNS

9

Typical breakfast, meal and snack foods of different regions of India. Regional foods that have gone Pan Indian / Global. Popular regional foods; Traditional fermented foods, pickles and preserves, beverages, snacks, desserts and sweets, street foods; IPR issues in traditional foods

UNIT IV COMMERCIAL PRODUCTION OF TRADITIONAL FOODS

9

Commercial production of traditional breads, snacks, ready-to-eat foods and instant mixes, frozen foods – types marketed, turnover; role of SHGs, SMES industries, national and multinational companies; commercial production and packaging of traditional beverages such as tender coconut water, neera, lassi, buttermilk, dahi. Commercial production of intermediate foods – ginger and garlic pastes, tamarind pastes, masalas (spice mixes), idli and dosa batters.

UNIT V HEALTH ASPECTS OF TRADITIONAL FOODS

9

Comparison of traditional foods with typical fast foods / junk foods – cost, food safety, nutrient composition, bioactive components; energy and environmental costs of traditional foods; traditional foods used for specific ailments / illnesses.

TOTAL: 45 PERIODS

COURSE OUTCOMES:

- C1** Understand and differentiate the categories of intellectual property rights.
- C2** Describe about patents and procedure for obtaining patents.
- C3** Distinguish plant variety, traditional knowledge and geographical indications under IPR.
- C4** Provide the information about the different enforcements and practical aspects involved in protection of IPR.
- C5** Provide different organizations role and responsibilities in the protection of IPR in the international level.
- C6** Understand the interrelationships between different Intellectual Property Rights on International Society

TEXT BOOKS:

1. N. Nagpal, M. Arora, M.R.D. Usman, S. Rahar, "Intellectual Property Rights" Edu creation Publishing, New Delhi, 2017.
2. The Patents Act, 1970 (Bare Act with Short Notes) (New Delhi: Universal Law Publishing Company Pvt. Ltd. 2012.
3. B.S. Rao, P.V. Appaji, "Intellectual Property Rights in Pharmaceutical Industry: Theory and Practice", 2015.

REFERENCES:

1. Patents for Chemicals, Pharmaceuticals, & Biotechnology-Fundamentals of Global Law, Practice and Strategy. Philip W. Grubb, Oxford University Press, 2004.
2. Basic Principles of patent law – Basics principles and acquisition of IPR. Ramakrishna T. CIPRA, NLSIU, Bangalore, 2005
3. S. Lakshmana Prabu, TNK. Suriyaprakash, "Intellectual Property Rights", 1st ed., In Tech open access, Croatia, 2017.

CO – PO MAPPING												
IPR FOR PHARMA INDUSTRY												
	PO1	PO2	PO3	PO4	PO5	PO6	PO7	PO8	PO9	PO10	PO11	PO12
C1	3	3		2					2	2		
C2		3	3				2	2				
C3	3	3					2	2				1
C4					2		3	3		2	2	
C5		3					3			2		1
C6	3	2				2	2					2

PROGRESS THROUGH KNOWLEDGE

OTT351

BASICS OF TEXTILE FINISHING

**LT PC
3 0 0 3**

OBJECTIVE:

- To enable the students to understand the basics and different types of finishes required for textile materials and machines used for finishing.

UNIT I RESIN FINISHING

9

Importance of finishing and its classification. Resin finishing: Mechanism of creasing, Types of Resins .Anti crease, wash and wear, durable press resin finishing. Study about eco friendly method of anti crease finishing.

UNIT II FLAME PROOF & WATERPROOF

9

Concept of Flame proof & flame retardancy. Flame retardant finishes for cotton, Concept of waterproof and water repellent Finishes, Durable & Semi durable and Temporary finishes, Concept of Antimicrobial finish.

UNIT III SOIL RELEASE AND ANTISTATIC FINISHES 9

Soil Release Finishing: Mechanism of soil retention & soil release. Anti pilling Finishing: chemical and mechanical methods to produce anti pilling. Concept of UV Protection finishes- Concept of antistatic finishes.

UNIT IV MECHANICAL FINISHES 9

Mechanical finishing of textile materials - calendaring, compacting, Sanforising, Peach finishing. Object of Heat setting. Various methods of heat setting and mechanism of heat setting.

UNIT V STIFFENING AND SOFTENING 9

Concept of stiffening and softening of textile materials. Mechanism in the weight reduction of PET .Concept of Micro encapsulation techniques in finishing process, Nano finish, Plasma Treatment and Bio finishing.

TOTAL: 45 PERIODS

OUTCOMES:

Upon completion of the course, the students will be able to Understand the

CO: 1 Basics of Resin Finishing Process.

CO: 2 Concept of Flame proof & flame retardancy, waterproof and water repellent, Antimicrobial finishes.

CO: 3 Concept of Soil Release, Anti Pilling, UV Protection and Antistatic finishes.

CO: 4 Concept of Mechanical finishing.

CO: 5 Basics of Micro encapsulation techniques, Nano finish, Plasma Treatment.

TEXT BOOKS:

1. V.A.Shennai, "Technology of Finishing", Vol X, Sevak Publications, Mumbai
2. Perkins, W.S., "Textile colouration and finishing", Carolina Academic Press., U.K, ISBN: 0890898855.2004.

REFERENCES:

1. Microencapsulation in finishing, Review of progress of Colouration, SDC, 2001 62
2. Chakraborty, J.N, Fundamentals and Practices in colouration of Textiles, Woodhead Publishing India, 2009, ISBN-13:978-81-908001-4-3
3. W. D. Schindler and P. J. Hauser "Chemical finishing of textiles", Woodhead Publishing Cambridge England,2004.

PROGRESS THROUGH KNOWLEDGE

**OTT352 INDUSTRIAL ENGINEERING FOR GARMENT INDUSTRY L T P C
3 0 0 3**

OBJECTIVES:

- To enable the students to learn about basics of industrial engineering and different tools of industrial engineering and its application in apparel industry

UNIT I INTRODUCTION 9

Scope of industrial engineering in apparel Industry, role of industrial engineers.

Productivity: Definition - Productivity, Productivity measures .Reduction of work content due to the product and process, Reduction of ineffective time due to the management, due to the worker. Causes for low productivity in apparel industry and measures for improvement.

UNIT II WORK STUDY

9

Definition, Purpose, Basic procedure and techniques of work-study.

Work environment – Lighting, Ventilation, Climatic condition on productivity. Temperature control, humidity control, noise control measures. Safety and ergonomics on work station and work environment

Material Handling – Objectives, Classification and characteristics of material handling equipments, Specialized material handling equipments.

UNIT III METHOD STUDY

9

Definition, Objectives, Procedure, Process charts and symbols. Various charts – Charts indicating process sequence: Outline process chart, flow process chart (man type, material type and equipment type); Charts using time scale – multiple activity chart. Diagrams indicating movement – flow diagram, string diagram, cycle graph, chrono cycle graph, travel chart

MOTION STUDY: Principle of motion economy, Two handed process chart, micro motion analysis – therbligs, SIMO chart.

UNIT IV WORK MEASUREMENT

9

Definition, purpose, procedure, equipments, techniques. Time study - Definition, basics of time study- equipments. Time study forms, Stop watch procedure. Predetermined motion time standards (PMTS). Time Study rating, calculation of standard time, Performance rating – relaxation and other allowances. Calculation of SAM for different garments, GSD.

UNIT V WORK STUDY APPLICATION

9

Application of work study techniques in cutting, stitching and packing in garment industry. Workaids in sewing, Pitch diagram, Line balancing, Capacity planning, scientific method of training.

TOTAL: 45 PERIODS

OUTCOMES:

Upon the completion of the course the student shall be able to understand

CO1: Fundamental concepts of industrial Engineering and productivity

CO2: Method study

CO3: Motion analysis

CO4: Work measurement and SAM

CO5: Ergonomics and its application to garment industry

TEXTBOOKS:

1. George Kanwaty, "Introduction to Work Study", ILO, Geneva, 1996, ISBN: 9221071081 | ISBN-13: 9789221071082
2. Enrick N. L., "Time study manual for Textile industry", Wiley Eastern (P) Ltd., 1989, ISBN: 0898740444 | ISBN-13: 9780898740448
3. Khanna O. P., and Sarup A., "Industrial Engineering and Management", Dhanpat Rai Publications, New Delhi, 2010, ISBN: 818992835X / ISBN: 978-8189928353

REFERENCES

1. Norberd Lloyd Enrick., "Industrial Engineering Manual for Textile Industry", Wiley Eastern (P) Ltd., New Delhi, 1988, ISBN: 0882756311 | ISBN-13: 9780882756318
2. Chuter A. J., "Introduction to Clothing Production Management", Wiley-Black well Science, U.S. A., 1995, ISBN: 0632039396 | ISBN-13: 9780632039395
3. GordanaColovic., "Ergonomics in the garment industry", Wood publishing India Pvt. Ltd., India, 2014, ISBN: 0857098225 | ISBN-13: 9780857098221
4. Rajesh Bheda, "Managing Productivity in Apparel Industry "CBS Publishers & Distributors, 2008

Course Articulation Matrix:

Course Outcomes	Statement	Program Outcome														
		PO 1	PO 2	PO 3	PO 4	PO 5	PO 6	PO 7	PO 8	PO 9	PO 10	PO 11	PO 12	PSO 1	PSO 2	PSO 3
CO1	Fundamental concepts of industrial Engineering and productivity	2	2	3	3	2	1	1	2	2	1	2	2	1	1	-
CO2	Method study	1	2	3	3	2	1	1	2	2	1	2	2	1	1	-
CO3	Motion analysis	1	2	3	3	2	1	1	2	2	1	2	2	1	1	-
CO4	Work measurement and SAM	1	2	3	3	2	1	1	2	2	1	3	2	1	1	-
CO5	Ergonomics and its application to garment industry	1	2	3	3	2	1	2	2	2	1	3	2	1	1	-
Overall CO		1.2	2	3	3	2	1	1.2	2	2	1	2.4	2	1	1	-

1, 2 and 3 are correlation levels with weightings as Slight (Low), Moderate (Medium) and Substantial (High) respectively

OTT353

BASICS OF TEXTILE MANUFACTURE

**L T P C
3 0 0 3**

OBJECTIVES:

To enable the students to learn about the basics of fibre forming, yarn production, fabric formation, coloration of fabrics and garment manufacturing

UNIT I NATURAL FIBRES

9

Introduction: Definition of staple fibre, filament; Classification of natural and man-made fibres, essential and desirable properties of fibres. Production and cultivation of Natural Fibers: Cultivation of cotton, production of silk (sericulture), wool and jute – physical and chemical structure of these fibres..

UNIT II REGENERATED AND SYNTHETIC FIBRES

9

Production sequence of regenerated and modified cellulosic fibres: viscose rayon, Acetate Rayon, high wet modulus and high tenacity fibres; synthetic fibres – chemical structure, fibre forming polymers, production principles.

UNIT III BASICS OF SPINNING

9

Spinning – principle of yarn formation, sequence of machines for yarn production with short staple fibres and blends, principles of opening and cleaning machines; yarn numbering - calculations

UNIT IV BASICS OF WEAVING**9**

Woven fabric – warp, weft, weaving, path of warp; looms – classification, handloom and its parts, powerloom, automatic looms, shuttleless looms, special type of looms; preparatory machines for weaving process and their objectives; basic weaving mechanism - primary, secondary and auxiliary mechanisms,

UNIT V BASICS OF KNITTING AND NONWOVEN**9**

Knitting – classification, principle, types of fabrics; nonwoven process –classification, principle, types of fabrics.

TOTAL : 45 PERIODS**OUTCOMES:**

On completion of this course, the students shall have the basic knowledge on

CO1: Classification of fibres and production of natural fibres

CO2: Regenerated and synthetic fibres


CO3: Yarn spinning

CO4: Weaving

CO5: Knitting and nonwoven

TEXTBOOKS

1. Mishra S. P. , “A Text Book of Fibre Science and Technology”, New Age Publishers, 2000, ISBN: 8122412505
2. Marks R., and Robinson. T.C., “Principles of Weaving”, The Textile Institute, Manchester, 1989, ISBN: 0 900739 258.
3. Spencer D.J., “Knitting Technology”, III Ed., Textile Institute, Manchester, 2001, ISBN: 185573 333 1.



REFERENCES:

1. Hornberer M., Eberle H., Kilgus R., Ring W. and Hermeling H., "Clothing Technology: From Fibre to Fabric", Europa LehrmittelVerlag, 2008, ISBN: 3808562250 / ISBN: 978-3808562253.
2. Wynne A., "Motivate Series-Textiles", Maxmillan Publications, London, 1997.
3. Carr H. and Latham B., "The Technology of Clothing Manufacture" Backwell Science, U.K., 1994, ISBN: 0632037482 / ISBN:13: 9780632037483. Klein W., "The Rieter Manual of Spinning, Vol.1", Rieter Machine Works Ltd., Winterthur, 2014, ISBN 10 3-9523173-1-4 / ISBN 13 978-3-9523173-1-0.
4. Klein W., "The Rieter Manual of Spinning, Vol.2", Rieter Machine Works Ltd., Winterthur, 2014, ISBN 10 3-9523173-2-2 / ISBN 13 978-3-9523173-2-7.
5. Klein W., "The Rieter Manual of Spinning, Vol.1-3", Rieter Machine Works Ltd., Winterthur, 2014, ISBN 10 3-9523173-3-0 / ISBN 13 978-3-9523173-3-4.
6. Talukdar. M.K., Sriramulu. P.K., and Ajsaonkar. D.B., "Weaving: Machines, Mechanisms, Management", Mahajan Publishers, Ahmedabad, 1998, ISBN: 81-85401-16-0.
7. Morton W. E., and Hearle J. W. S., "Physical Properties of Textile Fibres", The Textile Institute, Washington D.C., 2008, ISBN 978-1-84569-220-95
8. Gohl E. P. G., "Textile Science", CBS Publishers and distributors, 1987, ISBN 0582685958

Course Articulation Matrix:

Course Outcomes	Statement	Program Outcome														
		PO1	PO2	PO3	PO4	PO5	PO6	PO7	PO8	PO9	PO10	PO11	PO12	PSO1	PSO2	PSO3
CO1.	Classification of fibres and production of natural fibres	-	-	-	-	-	-	-	2	1	-	1	1	-	1	-
CO2.	Regenerated and synthetic fibres	-	-	-	-	-	-	-	2	1	-	1	1	-	1	-
CO3.	Yarn spinning	-	-	-	-	-	-	-	2	1	-	1	1	-	1	-
CO4.	Weaving	-	-	-	-	-	-	-	2	1	-	1	1	-	1	-
CO5.	Knitting and nonwoven	-	-	-	-	-	-	-	2	1	-	1	1	-	1	-
Overall CO		-	-	-	-	-	-	-	2	1	-	1	1	-	1	-

1, 2 and 3 are correlation levels with weightings as Slight (Low), Moderate (Medium) and Substantial (High) respectively

UNIT I INTRODUCTION 8

General definition and size effects—important nano structured materials and nano particles-importance of nano materials- Size effect on thermal, electrical, electronic, mechanical, optical and magnetic properties of nanomaterials- surface area - band gap energy and applications. Photochemistry and Electrochemistry of nanomaterials –Ionic properties of nanomaterials- Nano catalysis.

UNIT II SYNTHESIS OF NANOMATERIALS 8

Bottom up and Top-down approach for obtaining nano materials - Precipitation methods – sol gel technique – high energy ball milling, CVD and PVD methods, gas phase condensation, magnetron sputtering and laser deposition methods – laser ablation, sputtering.

UNIT III NANO COMPOSITES 10

Definition- importance of nanocomposites- nano composite materials-classification of composites- metal/metal oxides, metal-polymer- thermoplastic based, thermoset based and elastomer based-influence of size, shape and role of interface in composites applications.

UNIT IV NANO STRUCTURES AND CHARACTERIZATION TECHNIQUES 10

Classifications of nanomaterials - Zero dimensional, one-dimensional and two-dimensional nanostructures- Kinetics in nanostructured materials- multilayer thin films and superlattice-clusters of metals, semiconductors and nanocomposites. Spectroscopic techniques, Diffraction methods, thermal analysis method, BET analysis method.

UNIT V APPLICATIONS OF NANO MATERIALS 9

Overview of nanomaterials properties and their applications, nano painting, nano coating, nanomaterials for renewable energy, Molecular Electronics and Nanoelectronics – Nanobots-Biological Applications. Emerging technologies for environmental applications- Practice of nanoparticles for environmental remediation and water treatment.

TOTAL : 45 PERIODS**OUTCOMES:**

- CO1 - understand the basic properties such as structural, physical, chemical properties of nanomaterials and their applications.
 CO2 – able to acquire knowledge about the different types of nano material synthesis
 CO3 – describes about the shape, size,structure of composite nano materials and their interference
 CO4 – understand the different characterization techniques for nanomaterials
 CO5 - develop a deeper knowledge in the application of nanomaterials in different fields.

TEXT BOOKS

1. Mick Wilson, Kamali Kannangara,Geoff Smith, Michelle Simmom, Burkhard Raguse, “ Nano Technology: Basic Science & Engineering Technology”, 2005, Overseas Press
2. G. Cao, “Nanostructures & Nanomaterials: Synthesis, Properties &Applications” Imperial College Press, 2004
- 3.William A Goddard “Handbook of Nanoscience, Engineering and Technology”, 3rd Edition, CRC Taylor and Francis group 2012.

REFERENCES

1. R.H.J.Hannink & A.J.Hill, Nanostructure Control, Wood Head Publishing Ltd.,Cambridge, 2006.
2. C.N.R.Rao, A.Muller, A.K.Cheetham, The Chemistry of Nanomaterials: Synthesis, Properties and Applications Vol. I & II, 2nd edition, 2005, Wiley VCH Verlag Gbtl & Co

3. Ivor Brodie and Julius J.Murray,'The physics of Micro/Nano – Fabrication',Springer International Edition,2010

Course articulation matrix

Course Outcomes	Statement	Program Outcome														
		PO 1	PO 2	PO 3	PO 4	PO 5	PO 6	PO 7	PO 8	PO 9	PO 10	PO 11	PO 12	PS O1	PS O2	PS O3
CO1	understand the basic properties such as structural, physical, chemical properties of nanomaterials and their applications	2	3	2	3	3	-	-	-	1	1	-	3	1	1	3
CO2	acquire knowledge about the different types of nano material synthesis	2	3	1	3	3	-	-	-	1	1	-	3	2	1	3
CO3	describes about the shape, size,structure of composite nano materials and their interference	2	2	2	3	3	1	1	-	1	1	-	3	2	1	3
CO4	understand the different characterization techniques for nanomaterials	2	2	1	3	3	1	1	1	1	-	1	3	1	1	3
CO5	develop a deeper knowledge in the application of nanomaterials in different fields	2	2	1	3	3	1	1	1	1	-	1	3	2	1	3
Overall CO		3	2	2	1	3	3	1	1	1	1	1	1	3	2	1

OCH352

FUNCTIONAL MATERIALS

L T P C
3 0 0 3

OBJECTIVE:

- The course emphasis on the molecular self assembly and materials for polymer electronics

UNIT I INTRODUCTION

9

Historical Perspectives, Lessons from the Nature, Engineering the Functions, Tuning the functions, Multiscale Modeling and Computation, Classification of Functional Materials, Functional Diversity of Materials, Hybrid Materials, Technological Relevance, Societal Impact.

UNIT II MOLECULAR SELF ASSEMBLY

9

Molecular Organization, Self-Assembly in Biology, Energetics of Self-Organization, A Few Case Studies, Synthetic Protocols and Challenges, Solvent-assisted Self-Assembly, Directed Assembly-Langmuir-Blodgett and Langmuir-Schaefer techniques, Technological Applications of SAMs.

UNIT III BIO-INSPIRED MATERIALS**9**

Bio-inspired materials, Classification, Biomimicry, Spider Silk, Lotus Leaf, Gecko feet, Synovial fluid, 'Bionics'-Bio-inspired Information Technologies, Artificial Sensory Organs, Biomineralization-En route to Nanotechnology.

UNIT IV SMART OR INTELLIGENT MATERIALS**9**

Criteria for Smartness, Significance of Smart Materials, Representative Examples like Smart Gels and Polymers, Electro/Magneto Rheological Fluids, Smart Electroceramics, Technical Limitations and Challenges, Functional Nanocomposites, Polymer-carbon nanotube composites.

UNIT V MATERIALS FOR POLYMER ELECTRONICS**9**

Polymers for Electronics, Organic Light Emitting Diodes, Working Principle of OLEDs, Illustrated Examples, Organic Field-Effect Transistors Operating Principle, Design Considerations, Polymer FETs vs Inorganic FETs, Liquid Crystal Displays, Engineering Aspects of Flat Panel Displays, Intelligent Polymers for Data Storage, Polymer-based Data Storage-Principle, Magnetic Vs. Polymer-based Data Storage.

TOTAL: 45 PERIODS**OUTCOME:**

- Students will be able to differentiate among various functional properties and select appropriate material for certain functional applications, analyze the nature and potential of functional material.

TEXT BOOK:

1. Vijayamohanan K. Pillai and MeeraParthasarathy, "Functional Materials: A chemist's perspective", Universities Press Hyderabad (2012).

REFERENCE:

1. Stephen Manne "Biomimetic Materials Chemistry" Wiley-VCH Newyork, 1966.

OPT351**BASICS OF PLASTICS PROCESSING****L T P C
3 0 0 3****COURSE OBJECTIVES**

- Understand the fundamentals of plastics processing, such as the relationships between material structural properties and required processing parameters, and so on
- To gain practical knowledge on the polymer selection and its processing
- Understanding the major plastic material processing techniques (Extrusion, Injection molding, Compression and Transfer molding, Blow molding, Thermoforming and casting)
- To understand suitable additives for plastics compounding
- To Propose troubleshooting mechanisms for defects found in plastics products manufactured by various processing techniques

UNIT I INTRODUCTION TO PLASTICS PROCESSING**9**

Introduction to plastic processing – Principles of plastic processing: processing of plastics vs. metals and ceramics. Factors influencing the efficiency of plastics processing: molecular weight, viscosity and rheology. Difference in approach for thermoplastic and thermoset processing. Additives for plastics compounding and processing: antioxidants, light stabilizers, UV stabilizers, lubricants, impact modifiers, flame retardants, antistatic agents, stabilizers and plasticizers. Compounding: plastic compounding techniques, plasticization, pelletization.

4. M. Chanda, S. K. Roy, Plastic Technology handbook, 4th Edn., CRC Press (2007).
5. I. I. Rubin, Injection Molding Theory & Practice, Society of Plastic Engineers, Wiley (1973).
6. D.V. Rosato, M. G. Rosato, Injection Molding Hand Book, Springer (2012).
7. M. L. Berins (Ed.), SPI Plastic Engineering Hand Book of Society of Plastic Industry Inc., Springer (2012).
8. B. Strong, Plastics: Material & Processing, A, Pearson Prentice hall (2005).
9. D.V Rosato, Blow Molding Hand Book, Carl HanserVerlag GmbH & Co (2003).

OEC351

SIGNALS AND SYSTEMS

L T P C
3 0 0 3

COURSE OBJECTIVES :

- To understand the basic properties of signal & systems
- To know the methods of characterization of LTI systems in time domain
- To analyze continuous time signals and system in the Fourier and Laplace domain
- To analyze discrete time signals and system in the Fourier and Z transform domain

UNIT I CLASSIFICATION OF SIGNALS AND SYSTEMS 9

Standard signals- Step, Ramp, Pulse, Impulse, Real and complex exponentials and Sinusoids_Classification of signals – Continuous time (CT) and Discrete Time (DT) signals, Periodic & Aperiodic signals, Deterministic & Random signals, Energy & Power signals - Classification of systems- CT systems and DT systems- – Linear & Nonlinear, Time-variant& Time-invariant,Causal & Non-causal, Stable & Unstable.

UNIT II ANALYSIS OF CONTINUOUS TIME SIGNALS 9

Fourier series for periodic signals - Fourier Transform – properties- Laplace Transforms and Properties

UNIT III LINEAR TIME INVARIANT CONTINUOUS TIME SYSTEMS 9

Impulse response - convolution integrals- Differential Equation- Fourier and Laplace transforms in Analysis of CT systems - Systems connected in series / parallel.

UNIT IV ANALYSIS OF DISCRETE TIME SIGNALS 9

Baseband signal Sampling–Fourier Transform of discrete time signals (DTFT)– Properties of DTFT - Z Transform & Properties

UNIT V LINEAR TIME INVARIANT-DISCRETE TIME SYSTEMS 9

Impulse response–Difference equations-Convolution sum- Discrete Fourier Transform and Z Transform Analysis of Recursive & Non-Recursive systems-DT systems connected in series and parallel.

TOTAL: 45 PERIODS

COURSE OUTCOMES:

At the end of the course, the student will be able to:

- CO1:determine if a given system is linear/causal/stable
 CO2: determine the frequency components present in a deterministic signal
 CO3:characterize continuous LTI systems in the time domain and frequency domain
 CO4:characterize discrete LTI systems in the time domain and frequency domain
 CO5:compute the output of an LTI system in the time and frequency domains

TEXT BOOKS:

1. Oppenheim, Willsky and Hamid, “Signals and Systems”, 2nd Edition, Pearson Education, New Delhi, 2015.(Units I - V)
2. Simon Haykin, Barry Van Veen, “Signals and Systems”, 2nd Edition, Wiley, 2002

REFERENCES :

1. B. P. Lathi, "Principles of Linear Systems and Signals", 2nd Edition, Oxford, 2009.
2. M. J. Roberts, "Signals and Systems Analysis using Transform methods and MATLAB", McGraw- Hill Education, 2018.
3. John Alan Stuller, "An Introduction to Signals and Systems", Thomson, 2007.

C O	PO 1	PO 2	PO 3	PO 4	PO 5	PO 6	PO 7	PO 8	PO 9	PO1 0	PO1 1	PO1 2	PSO 1	PSO 2	PSO 3
1	3	-	3	-	3	2	-	-	-	-		3	-	-	1
2	3	-	3	-	-	2	-	-	-	-		3	-	3	-
3	3	3	-	-	3	2	-	-	-	-		3	2	-	-
4	3	3	-	-	3	2	-	-	-	-		3	-	3	1
5	3	3	-	3	3	2	-	-	-	-		3	-	3	1
C	3	3	3	3	3	2	-	-	-	-	-	3	2	3	1

OEC352 FUNDAMENTALS OF ELECTRONIC DEVICES AND CIRCUITS**L T P C
3 0 0 3****COURSE OBJECTIVES :**

- To give a comprehensive exposure to all types of devices and circuits constructed with discrete components. This helps to develop a strong basis for building linear and digital integrated circuits
- To analyze the frequency response of small signal amplifiers
- To design and analyze single stage and multistage amplifier circuits
- To study about feedback amplifiers and oscillators principles
- To understand the analysis and design of multi vibrators

UNIT I SEMICONDUCTOR DEVICES**9**

PN junction diode, Zener diode, BJT, MOSFET, UJT –structure, operation and V-I characteristics, Rectifiers – Half Wave and Full Wave Rectifier, Zener as regulator

UNIT II AMPLIFIERS**9**

Load line, operating point, biasing methods for BJT and MOSFET, BJT small signal model – Analysis of CE, CB, CC amplifiers- Gain and frequency response –Analysis of CS and Source follower – Gain and frequency response- High frequency analysis.

UNIT III MULTISTAGE AMPLIFIERS AND DIFFERENTIAL AMPLIFIER**9**

Cascode amplifier, Differential amplifier – Common mode and Difference mode analysis – Tuned amplifiers – Gain and frequency response – Neutralization methods.

UNIT IV FEEDBACK AMPLIFIERS AND OSCILLATORS**9**

Advantages of negative feedback – Analysis of Voltage / Current, Series , Shunt feedback Amplifiers – positive feedback–Condition for oscillations, phase shift – Wien bridge, Hartley, Colpitts and Crystal oscillators.

UNIT V POWER AMPLIFIERS AND DC/DC CONVERTERS**9**

Power amplifiers- class A-Class B-Class AB-Class C-Temperature Effect- Class AB Power amplifier using MOSFET –DC/DC convertors – Buck, Boost, Buck-Boost analysis and design.

TOTAL: 45 PERIODS**COURSE OUTCOMES :**

At the end of the course the students will be able to

- CO1: Explain the structure and working operation of basic electronic devices.
 CO2: Design and analyze amplifiers.
 CO3: Analyze frequency response of BJT and MOSFET amplifiers
 CO4: Design and analyze feedback amplifiers and oscillator principles.
 CO5: Design and analyze power amplifiers and supply circuits

TEXT BOOKS :

1. David A. Bell, "Electronic Devices and Circuits", Oxford Higher Education press, 5 th Edition, 2010.
2. Robert L. Boylestad and Louis Nasheresky, "Electronic Devices and Circuit Theory", 10th Edition, Pearson Education / PHI, 2008.
3. Adel .S. Sedra, Kenneth C. Smith, "Micro Electronic Circuits", Oxford University Press, 7 th Edition, 2014.

REFERENCES :

1. Donald.A. Neamen, "Electronic Circuit Analysis and Design", Tata McGraw Hill, 3 rd Edition, 2010.
2. D.Schilling and C.Belove, "Electronic Circuits", McGraw Hill, 3 rd Edition, 1989
3. Muhammad H.Rashid, "Power Electronics", Pearson Education / PHI , 2004.

CO	PO 1	PO 2	PO 3	PO 4	PO 5	PO 6	PO 7	PO 8	PO 9	PO 10	PO 11	PO 12	PS O1	PS O2	PS O3
1	3	3	3	3	2	1	-	-	-	-	-	1	2	1	1
2	3	2	2	3	2	2	-	-	-	-	-	1	2	1	1
3	3	3	3	2	1	2	-	-	-	-	-	1	2	1	1
4	3	3	2	3	2	2	-	-	-	-	-	1	2	1	1
5	3	2	3	2	2	1	-	-	-	-	-	1	2	1	1
CO	3	3	3	3	2	2	-	-	-	-	-	1	2	1	1

CBM348 FOUNDATION SKILLS IN INTEGRATED PRODUCT DEVELOPMENT L T P C
3 0 0 3

OBJECTIVES:

- To understand the global trends and development methodologies of various types of products and services
- To conceptualize, prototype and develop product management plan for a new product based on the type of the new product and development methodology integrating the hardware, software, controls, electronics and mechanical systems
- To understand requirement engineering and know how to collect, analyze and arrive at requirements for new product development and convert them in to design specification
- To understand system modeling for system, sub-system and their interfaces and arrive at the optimum system specification and characteristics
- To develop documentation, test specifications and coordinate with various teams to validate and sustain up to the EoL (End of Life) support activities for engineering customer

UNIT I BASICS OF PRODUCT DEVELOPMENT 9

Global Trends Analysis and Product decision - Social Trends - Technical Trends- Economical Trends - Environmental Trends - Political/Policy Trends - Introduction to Product Development Methodologies and Management - Overview of Products and Services - Types of Product

Development - Overview of Product Development methodologies - Product Life Cycle – Product Development Planning and Management.

UNIT II REQUIREMENTS AND SYSTEM DESIGN 9

Requirement Engineering - Types of Requirements - Requirement Engineering - traceability Matrix and Analysis - Requirement Management - System Design & Modeling - Introduction to System Modeling - System Optimization - System Specification - Sub-System Design - Interface Design.

UNIT III DESIGN AND TESTING 9

Conceptualization - Industrial Design and User Interface Design - Introduction to Concept generation Techniques – Challenges in Integration of Engineering Disciplines - Concept Screening & Evaluation - Detailed Design - Component Design and Verification – Mechanical, Electronics and Software Subsystems - High Level Design/Low Level Design of S/W Program - Types of Prototypes, S/W Testing- Hardware Schematic, Component design, Layout and Hardware Testing – Prototyping - Introduction to Rapid Prototyping and Rapid Manufacturing - System Integration, Testing, Certification and Documentation

UNIT IV SUSTENANCE ENGINEERING AND END-OF-LIFE (EOL) SUPPORT 9

Introduction to Product verification processes and stages - Introduction to Product Validation processes and stages - Product Testing Standards and Certification - Product Documentation - Sustenance -Maintenance and Repair – Enhancements - Product EoL - Obsolescence Management – Configuration Management - EoL Disposal

UNIT V BUSINESS DYNAMICS – ENGINEERING SERVICES INDUSTRY 9

The Industry - Engineering Services Industry - Product Development in Industry versus Academia –The IPD Essentials - Introduction to Vertical Specific Product Development processes - Manufacturing/Purchase and Assembly of Systems - Integration of Mechanical, Embedded and Software Systems – Product Development Trade-offs - Intellectual Property Rights and Confidentiality – Security and Configuration Management.

TOTAL: 45 PERIODS

OUTCOMES:

Upon completion of the course, the students will be able to:

- Define, formulate, and analyze a problem
- Solve specific problems independently or as part of a team
- Gain knowledge of the Innovation & Product Development process in the Business Context
- Work independently as well as in teams
- Manage a project from start to finish

TEXT BOOKS:

1. Book specially prepared by NASSCOM as per the MoU.
2. Karl T Ulrich and Stephen D Eppinger, "Product Design and Development", Tata McGraw Hill, Fifth Edition, 2011.
3. John W Newstorm and Keith Davis, "Organizational Behavior", Tata McGraw Hill, Eleventh Edition, 2005.

REFERENCES:

1. Hiriappa B, "Corporate Strategy – Managing the Business", Author House, 2013.
2. Peter F Drucker, "People and Performance", Butterworth – Heinemann [Elsevier], Oxford, 2004.
3. Vinod Kumar Garg and Venkita Krishnan N K, "Enterprise Resource Planning – Concepts", Second Edition, Prentice Hall, 2003.
4. Mark S Sanders and Ernest J McCormick, "Human Factors in Engineering and

CO's- PO's & PSO's MAPPING

CO's	PO's												PSO's		
	1	2	3	4	5	6	7	8	9	10	11	12	1	2	3
1	3	2	3	1						1		1			
2	3	2	3	1						1		1			
3	3	2	3	1	1			1	1	1		1			
4	3	2	3	1	1			1	1	1		1			
5	3	2	3	1	1			1	1	1		1			
AVg.															

CBM333

ASSISTIVE TECHNOLOGY

**L T P C
3 0 0 3**

OBJECTIVES:

The student should be made to:

- To know the hardware requirement various assistive devices
- To understand the prosthetic and orthotic devices
- To know the developments in assistive technology

UNIT I CARDIAC ASSIST DEVICES

9

Cardiac functions and parameters, principle of External counter pulsation techniques, intra aortic balloon pump, Auxillary ventricle and schematic for temporary bypass of left ventricle, prosthetic heart valves, cardiac pacemaker.

UNIT II HEMODIALYSERS

9

Physiology of kidney, Artificial kidney, Dialysis action, hemodialyser unit, membrane dialysis, portable dialyser monitoring and functional parameters.

UNIT III HEARING AIDS

9

Anatomy of ear, Common tests – audiograms, air conduction, bone conduction, masking techniques, SISI, Hearing aids – principles, drawbacks in the conventional unit, DSP based hearing aids.

UNIT IV PROSTHETIC AND ORTHODIC DEVICES

9

Hand and arm replacement – different types of models, externally powered limb prosthesis, feedback in orthotic system, functional electrical stimulation, sensory assist devices.

UNIT V RECENT TRENDS

9

Transcutaneous electrical nerve stimulator, bio-feedback, assistive devices in drug delivery

TOTAL: 45 PERIODS

OUTCOMES:

On successful completion of this course, the student will be able to

CO1: Interpret the various mechanical techniques that will help in assisting the heart functions.

CO2: Describe the underlying principles of hemodialyzer machine.

CO3: Indicate the methodologies to assess the hearing loss.

CO4: Evaluate the types of assistive devices for mobilization.

CO5: Explain about TENS and biofeedback system.

TEXT BOOKS

1. Joseph D. Bronzino, The Biomedical Engineering Handbook, Third Edition: Three Volume Set, CRC Press,2006
2. Marion. A. Hersh, Michael A. Johnson,Assistive Technology for visually impaired and blind,Springer Science & Business Media, 1st edition, 12-May-2010
3. Yadin David, Wolf W. von Maltzahn, Michael R. Neuman, Joseph.D, Bronzino, Clinical Engineering, CRC Press, 1st edition,2010.

REFERENCES

1. Kenneth J. Turner Advances in Home Care Technologies: Results of the match Project, Springer, 1st edition, 2011.
2. Gerr M. Craddock Assistive Technology-Shaping the future, IOS Press, 1st edition, 2003.
3. 3D Printing in Orthopaedic Surgery, Matthew Dipaola , Elsevier 2019 ISBN 978 -0-323-662116
4. Cardiac Assist Devices, Daniel Goldstein (Editor), Mehmet Oz (Editor), Wiley-Blackwell April 2000 ISBN: 978-0-879-93449-1

CO's	PO's												PSO's			
	1	2	3	4	5	6	7	8	9	10	11	12	1	2	3	
1	3	1	1	1	1											
2	3	1	1	1	1											
3	3	1	1	1	1											
4	3	1	1	1	1											
5	3	1	1	1	1											
AVg.																

OMA352

OPERATIONS RESEARCH

L T P C
3 0 0 3

OBJECTIVES:

This course will help the students to

- determine the optimum solution for Linear programming problems.
- study the Transportation and assignment models and various techniques to solve them.
- acquire the knowledge of optimality, formulation and computation of integer programming problems.
- acquire the knowledge of optimality, formulation and computation of dynamic programming problems.
- determine the optimum solution for non-linear programming problems.

UNIT I LINEAR PROGRAMMING

9

Formulation of linear programming models – Graphical solution – Simplex method - Big M Method – Two phase simplex method - Duality - Dual simplex method.

UNIT IIT RANSPORTATION AND ASSIGNMENT PROBLEMS

9

Matrix form of Transportation problems – Loops in T.P – Initial basic feasible solution – Transportation algorithm – Assignment problem – Unbalanced assignment problems .

UNIT III INTEGER PROGRAMMING**9**

Introduction – All and mixed I.P.P – Gomory's method – Cutting plane algorithm – Branch and bound algorithm – Zero – one programming.

UNIT IV DYNAMIC PROGRAMMING PROBLEMS**9**

Recursive nature of computation – Forward and backward recursion – Resource Allocation model – Cargo – loading model – Work – force size model - Investment model – Solution of L.P.P by dynamic programming .

UNIT V NON - LINEAR PROGRAMMING PROBLEMS**9**

Lagrange multipliers – Equality constraints – Inequality constraints – Kuhn – Tucker Conditions – Quadratic programming.

TOTAL:45 PERIODS**OUTCOMES :**

At the end of the course, students will be able to

- Could develop a fundamental understanding of linear programming models, able to develop a linear programming model from problem description, apply the simplex method for solving linear programming problems.
- analyze the concept of developing, formulating, modeling and solving transportation and assignment problems.
- solve the integer programming problems using various methods.
- conceptualize the principle of optimality and sub-optimization, formulation and computational procedure of dynamic programming.
- determine the optimum solution for non linear programming problems.

TEXT BOOKS:

1. Kanti Swarup, P.K.Gupta and Man Mohan, " Operations Research " , Sultan Chand & Sons, New Delhi, Fifth Edition , 1990.
2. Taha. H.A, " Operations Research – An Introduction , Pearson Education, Ninth Edition , New Delhi, 2012.

REFERENCES :

1. J.K.Sharma , " Operations Research - Theory and Applications " Mac Millan India Ltd , Second Edition , New Delhi , 2003.
2. Richard Bronson & Govindasami Naadimuthu , " Operations Research " (Schaum's Outlines – TMH Edition) Tata McGraw Hill, Second Edition, New Delhi, 2004.
3. Pradeep Prabhakar Pai , " Operations Research and Practice", Oxford University Press, New Delhi , 2012.
4. J.P.Singh and N.P.Singh , " Operations Research , Ane Books Pvt.Ltd, New Delhi , 2014.
5. F.S.Hillier and G.J. Lieberman, " Introduction to Operations Research " , Tata McGraw Hill, Eighth Edition , New Delhi, 2005.

	PO 01	PO 02	PO 03	PO 04	PO 05	PO 06	PO 07	PO 08	PO 09	PO 10	PO 11	PO 12	PS 01	PS 02	PS 03
CO1	3	3	0	0	0	0	0	0	2	0	0	2	-	-	-
CO2	3	3	3	2	0	0	0	0	2	0	0	2	-	-	-
CO3	3	3	0	0	0	0	0	0	2	0	0	2	-	-	-

CO4	3	3	0	0	0	0	0	0	2	0	0	2	-	-	-
CO5	3	3	2	2	0	0	0	0	2	0	0	2	-	-	-
Avg	3	3	1	0.8	0	0	0	0	2	0	0	2	-	-	-

OMA353

ALGEBRA AND NUMBER THEORY

L T P C

3 0 0 3

OBJECTIVES :

- To introduce the basic notions of groups, rings, fields which will then be used to solve related problems.
- To examine the key questions in the Theory of Numbers.
- To give an integrated approach to number theory and abstract algebra, and provide a firm basis for further reading and study in the subject.

UNIT I GROUPS AND RINGS

9

Groups: Definition - Properties - Homomorphism - Isomorphism - Cyclic groups - Cosets - Lagrange's theorem.

Rings: Definition - Sub rings - Integral domain - Field - Integer modulo n - Ring homomorphism.

UNIT II FINITE FIELDS AND POLYNOMIALS

9

Rings - Polynomial rings - Irreducible polynomials over finite fields - Factorization of polynomials over finite fields.

UNIT III DIVISIBILITY THEORY AND CANONICAL DECOMPOSITIONS

9

Division algorithm- Base-b representations – Number patterns – Prime and composite numbers – GCD – Euclidean algorithm – Fundamental theorem of arithmetic – LCM.

UNIT IV DIOPHANTINE EQUATIONS AND CONGRUENCES

9

Linear Diophantine equations – Congruence's – Linear Congruence's - Applications : Divisibility tests - Modular exponentiation - Chinese remainder theorem – 2x2 linear systems.

UNIT V CLASSICAL THEOREMS AND MULTIPLICATIVE FUNCTIONS

9

Wilson's theorem – Fermat's Little theorem – Euler's theorem – Euler's Phi functions – Tau and Sigma functions.

TOTAL: 45 PERIODS

OUTCOMES :

- Explain the fundamental concepts of advanced algebra and their role in modern mathematics and applied contexts.
- Demonstrate accurate and efficient use of advanced algebraic techniques.
- The students should be able to demonstrate their mastery by solving non-trivial problems related to the concepts, and by proving simple theorems about the, statements proven by the text

TEXT BOOKS :

1. Grimaldi, R.P and Ramana, B.V., "Discrete and Combinatorial Mathematics", Pearson Education, 5th Edition, New Delhi, 2007.
2. Thomas Koshy, "Elementary Number Theory with Applications", Elsevier Publications, New Delhi, 2002.

REFERENCES:

1. San Ling and Chaoping Xing, "Coding Theory – A first Course", Cambridge Publications, Cambridge, 2004.

1. Test the consistency and solve system of linear equations.
2. Find the basis and dimension of vector space.
3. Obtain the matrix of linear transformation and its eigenvalues and eigenvectors.
4. Find orthonormal basis of inner product space and find least square approximation.
5. Find eigenvalues of a matrix using numerical techniques and perform matrix decomposition.

TEXT BOOKS

1. Faires J.D. and Burden R., Numerical Methods, Brooks/Cole (Thomson Publications), New Delhi, 2002.
2. Friedberg A.H, Insel A.J. and Spence L, Linear Algebra, Pearson Education, 5th Edition, 2019.

REFERENCES

1. Bernard Kolman, David R. Hill, Introductory Linear Algebra, Pearson Educations, New Delhi, 8th Edition, 2009.
2. Gerald C.F. and Wheatley P.O, Applied Numerical Analysis, Pearson Educations, New Delhi, 7th Edition, 2007.
3. Kumaresan S, Linear Algebra - A geometric approach, Prentice Hall of India, New Delhi, Reprint, 2010.
4. Richard Branson, Matrix Operations, Schaum's outline series, 1989.
5. Strang G, Linear Algebra and its applications, Thomson (Brooks / Cole) New Delhi, 4th Edition, 2005.
6. Sundarapandian V, Numerical Linear Algebra, Prentice Hall of India, New Delhi, 2014.

	PO 01	PO 02	PO 03	PO 04	PO 05	PO 06	PO 07	PO 08	PO 09	PO 10	PO 11	PO 12	PS O1	PS O2	PS O3
CO1	3	3	3	3	2	2	2	1	1	1	1	3	-	-	-
CO2	3	3	3	3	3	2	2	1	1	1	1	3	-	-	-
CO3	3	3	3	3	3	2	2	1	1	1	1	3	-	-	-
CO4	3	3	3	3	3	2	2	1	1	1	1	3	-	-	-
CO5	3	3	3	3	3	2	2	1	1	1	1	3	-	-	-
Avg	3	3	3	3	2.8	2	2	1	1	1	1	3	-	-	-

OBT352

BASICS OF MICROBIAL TECHNOLOGY

**L T P C
3 0 0 3**

COURSE OBJECTIVE:

- Enable the Non-biological student's to understand about the basics of life science and their pro and cons for living organisms.

UNIT I BASICS OF MICROBES AND ITS TYPES

9

Introduction to microbes, existence of microbes, inventions of great scientist and history, types of microorganisms – Bacteria, Virus, Fungi.

UNIT II MICROBIAL TECHNIQUES

9

Sterilization – types – physical and chemical sterilization, Decontamination, Preservation methods, fermentation, Cultivation and growth of microbes, Diagnostic methods.

UNIT III PATHOGENIC MICROBES

9

Infectious Disease – Awareness, Causative agent, Prevention and control - Cholera, Dengu, Malaria, Diarrhea, Tuberculosis, Typhoid, Covid, HIV.

UNIT IV BENEFICIAL MICROBES **9**
Applications of microbes – Clinical microbiology, agricultural microbiology, Food Microbiology, Environmental Microbiology, Animal Microbiology, Marine Microbiology.

UNIT V PRODUCTS FROM MICROBES **9**
Fermented products – Fermented Beverages, Curd, Cheese, Mushroom, Agricultural products – Biopesticide, Biofertilizers, Vermi compost, Pharmaceutical products - Antibiotics, Vaccines

OTAL: 45 PERIODS

COURSE OUTCOME:

At the end of the course the students will be able to

1. Microbes and their types
2. Cultivation of microbes
3. Pathogens and control measures for safety
4. Microbes in different industry for economy.

TEXT BOOKS

1. Talaron K, Talaron A, Casita, Pelczar and Reid. Foundations in Microbiology, W.C. Brown Publishers, 1993.
2. Pelczar MJ, Chan ECS and Krein NR, Microbiology, Tata McGraw Hill Edition, New Delhi, India.
3. Prescott L.M., Harley J.P., Klein DA, Microbiology, 3rd Edition, Wm. C. Brown Publishers, 1996.

OBT353 **BASICS OF BIOMOLECULES** **L T P C**
3 0 0 3

OBJECTIVES:

- The objective is to offer basic concepts of biochemistry to students with diverse background in life sciences including but not limited to the structure and function of various biomolecules and their metabolism.

UNIT I CARBOHYDRATES **9**
Introduction to carbohydrate, classification, properties of monosaccharide, structural aspects of monosaccharides. Introduction to disaccharide (lactose, maltose, sucrose) and polysaccharide (Heparin, starch, and glycogen) biological function of carbohydrate.

UNIT II LIPID AND FATTY ACIDS **9**
Introduction to lipid, occurrence, properties, classification of lipid. Importance of phospholipids, sphingolipid and glycerolipid. Biological function of lipid. Fatty acid, Introduction, Nomenclature and classification of fatty acid Essential and non essential fatty acids.

UNIT III AMINO ACIDS AND PROTEIN. **9**
Introduction to amino acid, structure, classification of protein based on polarity. Introduction to protein, classification of protein based on solubility, shape, composition and Function. Peptide bond– Structure of peptide bond. Denaturation – renaturation of protein, properties of protein. Introduction to lipoprotein, glycoprotein and nucleoprotein. Biological function of protein.

UNIT IV NUCLEIC ACIDS **9**
Introduction to nucleic acid, Difference between nucleotide and nucleoside, composition of DNA & RNA Structure of Nitrogen bases in DNA and RNA along with the nomenclature. DNA double helix (Watson and crick) model, types of DNA, RNA.

UNIT V VITAMINS AND HORMONES**9**

Different types of vitamins, their diverse biochemical functions and deficiency related diseases. Overview of hormones. Hormone mediated signaling. Mechanism of action of steroid hormones, epinephrine, glucagons and insulin. Role of vitamins and hormones in metabolism; Hormonal disorders; Therapeutic uses of vitamins and hormones.

TOTAL: 45 PERIODS**OUTCOMES:**

- Students will learn about various kinds of biomolecules and their physiological role.
- Students will gain knowledge about various metabolic disorders and will help them to know the importance of various biomolecules in terms of disease correlation.

TEXT BOOKS

1. Lehninger Principles of Biochemistry 6th Edition by David L. Nelson, Michael M. Cox W.H. Freeman and Company 2017
2. Satyanarayana, U. and U. Chakerapani, "Biochemistry" 3rd Rev. Edition, Books & Allied (P) Ltd., 2006.
3. Rastogi, S.C. "Biochemistry" 2nd Edition, Tata McGraw-Hill, 2003.
4. Conn, E.E., et al., "Outlines of Biochemistry" 5th Edition, John Wiley & Sons, 1987.
5. Outlines of Biochemistry, 5th Edition: By E E Conn, P K Stumpf, G Bruening and R Y Doi. pp 693. John Wiley and Sons, New York. 1987.

REFERENCES

1. Berg, Jeremy M. et al. "Biochemistry", 6th Edition, W.H. Freeman & Co., 2006.
2. Murray, R.K., et al. "Harper's Illustrated Biochemistry", 31st Edition, McGraw-Hill, 2018.
3. Voet, D. and Voet, J.G., "Biochemistry", 4th Edition, John Wiley & Sons Inc., 2010.

OBT354 FUNDAMENTALS OF CELL AND MOLECULAR BIOLOGY**L T P C
3 0 0 3****OBJECTIVES:**

- To provide knowledge on the fundamentals of cell biology.
- To understand the signalling mechanisms.
- Understand basic principles of molecular biology at intracellular level to regulate growth, division and development.

UNIT I INTRODUCTION TO CELL**9**

Cell, cell wall and Extracellular Matrix (ECM), composition, cellular dimensions, Evolution, Organisation, differentiation of prokaryotic and Eukaryotic cells, Virus, bacteria, cyanobacteria, mycoplasma and prions.

UNIT II CELL ORGANELLES**9**

Molecular organisation, biogenesis and function Mitochondria, endoplasmic reticulum, golgi apparatus, plastids, chloroplast, leucoplast, centrosome, lysosome, ribosome, peroxisome, Nucleus and nucleolus. Endo membrane system, concept of compartmentalisation.

UNIT III BIO-MEMBRANE TRANSPORT**9**

Physicochemical properties of cell membranes. Molecular constitute of membranes, asymmetrical organisation of lipids and proteins. Solute transport across membrane's-fick's law, simple diffusion, passive-facilitated diffusion, active transport- primary and secondary, group translocation, transport ATPases, membrane transport in bacteria and animals. Transport mechanism- mobile carriers and pores mechanisms. Transport by vesicle formation, endocytosis, exocytosis, cell respiration.

UNIT IV CELL CYCLE**9**

Cell cycle- Cell division by mitosis and meiosis, Comparison of meiosis and mitosis, regulation of cell cycle, cell lysis, Cytokinesis, Cell signaling, Cell communication, Cell adhesion and Cell junction, cell cycle checkpoints.

UNIT V CENTRAL DOGMA**9**

Overview of Central dogma DNA replication: Meselson & Stahl experiment, bi-directional DNA replication, Okazaki fragments. Structure and function of mRNA, rRNA and tRNA. RNA synthesis: Initiation, elongation and termination of RNA synthesis Introduction to Genetic code- Steps in translation: Initiation, Elongation and termination of protein synthesis.

TOTAL: 45 PERIODS**OUTCOMES:**

- Understanding of cell at structural and functional level.
- Understand the central dogma of life and its significance.
- Comprehend the basic mechanisms of cell division.

TEXTBOOKS:

1. Cooper, G.M. and R.E. Hansman "The Cell: A Molecular Approach", 8th Edition, Oxford University Press, 2018
2. Friefelder, David. "Molecular Biology." Narosa Publications, 1999
3. Weaver, Robert F. "Molecular Biology" IInd Edition, Tata McGraw-Hill, 2003.

REFERENCES:

1. Lodish H, Berk A, Matsudaira P, Kaiser CA, Krieger M, Schot MP, Zipursky L, Darnell J. Molecular Cell Biology, 6th Edition, 2007.
2. Becker, W.M. et al., "The World of the Cell", 9th Edition, Pearson Education, 2003.
3. Campbell, N.A., J.B. Reece and E.J. Simon "Essential Biology", VIIrd Edition, Pearson International, 2007.
4. Alberts, Bruce et al., "Essential Cell Biology", 4th Edition, W.W. Norton, 2013.

OPEN ELECTIVE IV**OHS352****PROJECT REPORT WRITING****L T P C
3 0 0 3****COURSE OBJECTIVE**

The Course will enable Learners to,

- Understand the essentials of project writing.
- Perceive the difference between general writing and technical writing
- Assimilate the fundamental features of report writing.
- Understand the essential differences that exist between general and technical writing.
- Learn the structure of a technical and project report.

UNIT I**9**

Writing Skills – Essential Grammar and Vocabulary – Passive Voice, Reported Speech, Concord, Signpost words, Cohesive Devices – Paragraph writing - Technical Writing vs. General Writing.

UNIT II**9**

Project Report – Definition, Structure, Types of Reports, Purpose – Intended Audience – Plagiarism – Report Writing in STEM fields – Experiment – Statistical Analysis.

UNIT III**9**

Structure of the Project Report: (Part 1) Framing a Title – Content – Acknowledgement – Funding Details -Abstract – Introduction – Aim of the Study – Background - Writing the research question - Need of the Study/Project Significance, Relevance – Determining the feasibility – Theoretical Framework.

UNIT IV

9

Structure of the Project Report: (Part 2) – Literature Review, Research Design, Methods of Data Collection - Tools and Procedures - Data Analysis - Interpretation - Findings –Limitations - Recommendations – Conclusion – Bibliography.

UNIT V

9

Proof reading a report – Avoiding Typographical Errors – Bibliography in required Format – Font – Spacing – Checking Tables and Illustrations – Presenting a Report Orally – Techniques.

TOTAL:45 PERIODS

OUTCOMES

By the end of the course, learners will be able to

- Write effective project reports.
- Use statistical tools with confidence.
- Explain the purpose and intension of the proposed project coherently and with clarity.
- Create writing texts to suit achieve the intended purpose.
- Master the art of writing winning proposals and projects.

CO-PO & PSO MAPPING

CO	PO												PSO		
	1	2	3	4	5	6	7	8	9	10	11	12	1	2	3
1	2	1	1	1	1	3	2	2	3	3	3	3	-	-	-
2	2	2	2	1	1	1	2	1	2	3	2	3	-	-	-
3	2	2	3	3	2	3	2	2	2	3	2	3	-	-	-
4	3	3	3	3	3	3	3	3	3	3	3	3	-	-	-
5	3	3	3	3	3	3	3	3	3	3	3	3	-	-	-
AVg.	2.4	2.2	2.4	2.2	2	2.6	2.4	2.2	2.6	3	2.6	3	-	-	-

- 1-low, 2-medium, 3-high, ‘-‘- no correlation
- **Note:** The average value of this course to be used for program articulation matrix.

REFERENCES

1. Gerson and Gerson - Technical Communication: Process and Product, 7th Edition, Prentice Hall(2012)
2. Virendra K. Pamecha - Guide to Project Reports, Project Appraisals and Project Finance (2012)
3. Daniel Riordan - Technical Report Writing Today (1998)
Darla-Jean Weatherford - Technical Writing for Engineering Professionals (2016) Penwell Publishers.

OCE354 BASICS OF INTEGRATED WATER RESOURCES MANAGEMENT

**L T P C
3 0 0 3**

OBJECTIVES

- To introduce the interdisciplinary approach of water management.
- To develop knowledge base and capacity building on IWRM.

UNIT I OVERVIEW OF IWRM 9
Facts about water - Definition – Key challenges - Paradigm shift - Water management Principles - Social equity - Ecological sustainability – Economic efficiency - SDGs - World Water Forums.

UNIT II WATER USE SECTORS: IMPACTS AND SOLUTION 9
Water users: People, Agriculture, ecosystem and others - Impacts of the water use sectors on water resources - Securing water for people, food production, ecosystems and other uses - IWRM relevance in water resources management.

UNIT III WATER ECONOMICS 9
Economic characteristics of water good and services – Economic instruments – Private sector involvement in water resources management - PPP experiences through case studies.

UNIT IV RECENT TRENDS IN WATER MANAGEMENT 9
River basin management - Ecosystem Regeneration – 5 Rs - WASH - Sustainable livelihood - Water management in the context of climate change.

UNIT V IMPLEMENTATION OF IWRM 9
Barriers to implementing IWRM - Policy and legal framework - Bureaucratic reforms and inclusive development - Institutional Transformation - Capacity building - Case studies on conceptual framework of IWRM.

TOTAL: 45 PERIODS

OUTCOMES

• On completion of the course, the student will be able to apply appropriate management techniques towards managing the water resources.

CO1 Describe the context and principles of IWRM; Compare the conventional and integrated ways of water management.

CO2 Discuss on the different water uses; how it is impacted and ways to tackle these impacts.

CO3 Explain the economic aspects of water and choose the best economic option among the alternatives; illustrate the pros and cons of PPP through case studies.

CO4 Illustrate the recent trends in water management.

CO5 Understand the implementation hitches and the institutional frameworks.

TEXT BOOKS

1. Cech Thomas V., Principles of water resources: history, development, management and policy. John Wiley and Sons Inc., New York. 2003.
2. Mollinga P. *et al.* “ Integrated Water Resources Management”, Water in South Asia Volume I, Sage Publications, 2006.

REFERENCES

1. Technical Advisory Committee, Background Papers No: 1, 4 and 7, Stockholm, Sweden. 2002.
2. IWRM Guidelines at River Basin Level (UNESCO, 2008).
3. Tutorial on Basic Principles of Integrated Water Resources Management ,CAP-NET. http://www.pacificwater.org/userfiles/file/IWRM/Toolboxes/introduction%20to%20iwrn/Tutorial_text.pdf
4. Pramod R. Bhave, 2011, Water Resources Systems, Narosa Publishers.
5. The 17 Goals, United Nations, <https://sdgs.un.org/goals>.

OBJECTIVE:

- To impart knowledge on numerical methods that will come in handy to solve numerically the problems that arise in engineering and technology. This will also serve as a precursor for future research.

UNIT I ALGEBRAIC EQUATIONS AND EIGENVALUE PROBLEM 9

System of nonlinear equations : Fixed point iteration method - Newton's method; System of linear equations: Thomas algorithm for tri diagonal system - SOR iteration methods ; Eigen value problems: Given's method - Householder's method.

UNIT II INTERPOLATION 9

Central difference: Stirling and Bessel's interpolation formulae ; Piecewise spline interpolation: Piecewise linear, piecewise quadratic and cubic spline ; Least square approximation for continuous data (upto 3rd degree).

UNIT III NUMERICAL METHODS FOR ORDINARY DIFFERENTIAL EQUATIONS 9

Explicit Adams - Bashforth Techniques - Implicit Adams - Moulton Techniques, Predictor - Corrector Techniques - Finite difference methods for solving two - point linear boundary value problems - Orthogonal Collocation method.

UNIT IV FINITE DIFFERENCE METHODS FOR ELLIPTIC EQUATIONS 9

Laplace and Poisson's equations in a rectangular region : Five point finite difference schemes - Leibmann's iterative methods - Dirichlet's and Neumann conditions – Laplace equation in polar coordinates : Finite difference schemes .

UNIT V FINITE DIFFERENCE METHOD FOR TIME DEPENDENT PARTIAL DIFFERENTIAL EQUATIONS 9

Parabolic equations : Explicit and implicit finite difference methods – Weighted average approximation - Dirichlet's and Neumann conditions – First order hyperbolic equations - Method of characteristics - Different explicit and implicit methods; Wave equation : Explicit scheme – Stability of above schemes.

TOTAL : 45 PERIODS**OUTCOMES:**

Upon completion of this course, the students will be able to:

CO1: demonstrate the understandings of common numerical methods for nonlinear equations, system of linear equations and eigenvalue problems;

CO2: understand the interpolation theory;

CO3: understand the concepts of numerical methods for ordinary differential equations;

CO4: demonstrate the understandings of common numerical methods for elliptic equations;

CO5: understand the concepts of numerical methods for time dependent partial differential equations

TEXT BOOKS :

- Grewal, B.S., "Numerical Methods in Engineering & Science ", Khanna Publications, Delhi, 2013.
- Gupta, S.K., "Numerical Methods for Engineers", (Third Edition), New Age Publishers, 2015.
- Jain, M.K., Iyengar, S.R.K. and Jain, R.K., "Computational Methods for Partial Differential Equations", New Age Publishers, 1994.

REFERENCES:

- Saumyen Guha and Rajesh Srivastava, "Numerical methods for Engineering and Science", Oxford Higher Education, New Delhi, 2010.
- Burden, R.L., and Faires, J.D., "Numerical Analysis – Theory and Applications", 9 th Edition,

Cengage Learning, New Delhi, 2016.

3. Gupta S.K., "Numerical Methods for Engineers", 4th Edition, New Age Publishers, 2019.
4. Sastry, S.S., "Introductory Methods of Numerical Analysis", 5th Edition, PHI Learning, 2015.
5. Morton, K.W. and Mayers D.F., "Numerical solution of Partial Differential equations", Cambridge University press, Cambridge, 2002.

	PO 01	PO 02	PO 03	PO 04	PO 05	PO 06	PO 07	PO 08	PO 09	PO 10	PO 11	PO 12	PS O1	PS O2	PS O3
CO1	3	3	3	3	2	2	2	1	1	1	1	3	-	-	-
CO2	3	3	3	3	3	2	2	1	1	1	1	3	-	-	-
CO3	3	3	3	3	3	2	2	1	1	1	1	3	-	-	-
CO4	3	3	3	3	3	2	2	1	1	1	1	3	-	-	-
CO5	3	3	3	3	3	2	2	1	1	1	1	3	-	-	-
Avg	3	3	3	3	3	2	2	1	1	1	1	3	-	-	-

OMA356

RANDOM PROCESSES

L T P C
3 0 0 3

OBJECTIVES:

- To introduce the basic concepts of probability, one and two dimensional random variables with applications to engineering which can describe real life phenomenon.
- To understand the basic concepts of random processes which are widely used in communication networks.
- To acquaint with specialized random processes which are apt for modelling the real time scenario.
- To understand the concept of correlation and spectral densities.
- To understand the significance of linear systems with random inputs.

UNIT I RANDOM VARIABLES

9

Discrete and continuous random variables – Moments – Moment generating functions – Joint Distribution- Covariance and Correlation – Transformation of a random variable.

UNIT II RANDOM PROCESSES

9

Classification – Characterization – Cross correlation and Cross covariance functions - Stationary Random Processes – Markov process - Markov chain.

UNIT III SPECIAL RANDOM PROCESSES

9

Bernoulli Process – Gaussian Process - Poisson process – Random telegraph process.

UNIT IV CORRELATION AND SPECTRAL DENSITIES

9

Auto correlation functions – Cross correlation functions – Properties – Power spectral density – Cross spectral density – Properties.

UNIT V LINEAR SYSTEMS WITH RANDOM INPUTS

9

Linear time invariant system – System transfer function – Linear systems with random inputs – Auto correlation and cross correlation functions of input and output.

TOTAL: 45 PERIODS

OUTCOMES

Upon successful completion of the course, students should be able to:

- Understand the basic concepts of one and two dimensional random variables and apply in engineering applications.
- Apply the concept random processes in engineering disciplines.
- Understand and apply the concept of correlation and spectral densities.
- Get an exposure of various distribution functions and help in acquiring skills in handling situations involving more than one variable.
- Analyze the response of random inputs to linear time invariant systems.

TEXT BOOKS

1. Ibe, O.C., "Fundamentals of Applied Probability and Random Processes ", 1st Indian Reprint, Elsevier, 2007.
2. Peebles, P.Z., "Probability, Random Variables and Random Signal Principles ", Tata McGraw Hill, 4th Edition, New Delhi, 2002.

REFERENCES

1. Cooper. G.R., McGillem. C.D., "Probabilistic Methods of Signal and System Analysis", Oxford University Press, New Delhi, 3rd Indian Edition, 2012.
2. Hwei Hsu, "Schaum's Outline of Theory and Problems of Probability, Random Variables and Random Processes ", Tata McGraw Hill Edition, New Delhi, 2004.
3. Miller. S.L. and Childers. D.G., "Probability and Random Processes with Applications to Signal Processing and Communications ", Academic Press, 2004.
4. Stark. H. and Woods. J.W., "Probability and Random Processes with Applications to Signal Processing ", Pearson Education, Asia, 3rd Edition, 2002.
5. Yates. R.D. and Goodman. D.J., "Probability and Stochastic Processes", Wiley India Pvt. Ltd., Bangalore, 2nd Edition, 2012.

	PO 01	PO 02	PO 03	PO 04	PO 05	PO 06	PO 07	PO 08	PO 09	PO 10	PO 11	PO 12	PS 01	PS 02	PS 03
CO1	3	3	0	0	0	0	0	0	3	0	0	2	-	-	-
CO2	3	3	0	0	0	0	0	0	3	0	0	2	-	-	-
CO3	3	3	0	0	0	0	0	0	3	0	0	2	-	-	-
CO4	3	3	0	0	0	0	0	0	3	0	0	2	-	-	-
CO5	3	3	0	0	0	0	0	0	3	0	0	2	-	-	-
Avg	3	3	0	0	0	0	0	0	3	0	0	2	-	-	-

PROGRESS THROUGH KNOWLEDGE

OMA357

QUEUEING AND RELIABILITY MODELLING

L T P C
3 0 0 3

OBJECTIVES:

- To provide necessary basic concepts in probability and random processes for applications such as random signals, linear systems in communication engineering.
- To understand the concept of queueing models and apply in engineering.
- To provide the required mathematical support in real life problems and develop probabilistic models which can be used in several areas of science and engineering.
- To study the system reliability and hazard function for series and parallel systems.
- To implement Markovian Techniques for availability and maintainability which opens up new avenues for research.

UNIT I	RANDOM PROCESSES	9
Classification – Stationary process – Markov process - Poisson process – Discrete parameter Markov chain – Chapman Kolmogorov equations – Limiting distributions.		
UNIT II	MARKOVIAN QUEUEING MODELS	9
Markovian queues – Birth and death processes – Single and multiple server queueing models – Little’s formula - Queues with finite waiting rooms.		
UNIT III	ADVANCED QUEUEING MODELS	9
M/G/1 queue – Pollaczek Khinchin formula - M/D/1 and M/E _k /1 as special cases – Series queues – Open Jackson networks.		
UNIT IV	SYSTEM RELIABILITY	9
Reliability and hazard functions- Exponential, Normal, Weibull and Gamma failure distribution – Time - dependent hazard models – Reliability of Series and Parallel Systems.		
UNIT V	MAINTAINABILITY AND AVAILABILITY	9
Maintainability and Availability functions – Frequency of failures – Two Unit parallel system with repair – k out of m systems.		

TOTAL: 45 PERIODS

OUTCOMES

Upon successful completion of the course, students should be able to:

- Enable the students to apply the concept of random processes in engineering disciplines.
- Students acquire skills in analyzing various queueing models.
- Students can understand and characterize phenomenon which evolve with respect to time in a probabilistic manner.
- Students can analyze reliability of the systems for various probability distributions.
- Students can be able to formulate problems using the maintainability and availability analyses by using theoretical approach.

TEXT BOOKS

1. Shortle J.F, Gross D, Thompson J.M,Harris C.M., “Fundamentals of Queueing Theory”, John Wiley and Sons, New York,2018.
2. Balagurusamy E., “Reliability Engineering”, Tata McGraw Hill Publishing Company Ltd., New Delhi,2010.

REFERENCES

1. Medhi J, "Stochastic models of Queueing Theory", Academic Press, Elsevier, Amsterdam, 2003.
2. Taha, H.A., "Operations Research", 9th Edition, Pearson India Education Services, Delhi, 2016.
3. Trivedi, K.S., "Probability and Statistics with Reliability, Queueing and Computer Science Applications", 2nd Edition, John Wiley and Sons, 2002.
4. Govil A.K., “Reliability Engineering”, Tata-McGraw Hill Publishing Company Ltd., New Delhi,1983.

	PO 01	PO 02	PO 03	PO 04	PO 05	PO 06	PO 07	PO 08	PO 09	PO 10	PO 11	PO 12	PS 01	PS 02	PS 03
CO1	3	3	0	0	0	0	0	0	2	0	0	2	-	-	-
CO2	3	3	2	0	0	0	0	0	2	0	0	2	-	-	-
CO3	3	3	0	2	0	0	0	0	2	0	0	2	-	-	-
CO4	3	3	2	0	0	0	0	0	2	0	0	2	-	-	-
CO5	3	3	3	2	0	0	0	0	2	0	0	2	-	-	-
Avg	3	3	1.4	0.8	0	0	0	0	2	0	0	2	-	-	-

OMG354 PRODUCTION AND OPERATIONS MANAGEMENT FOR ENTREPRENEURS

L T P C
3 0 0 3

OBJECTIVES:

- To know the basic concept and function of Production and Operation Management for entrepreneurship.
- To understand the Production process and planning.
- To understand the Production and Operations Management Control for business owners.

UNIT I INTRODUCTION TO PRODUCTION AND OPERATIONS MANGEMENT 9

Functions of Production Management - Relationship between production and other functions – Production management and operations management, Characteristics of modern production and operation management, organisation of production function, recent trends in production /operations management - production as an organisational function, decision making in production Operations research

UNIT II PRODUCTION & OPERATION SYSTEMS 9

Production Systems- principles – Models - CAD and CAM- Automation in Production - Functions and significance- Capacity and Facility Planning: Importance of capacity planning- Capacity measurement – Capacity Requirement Planning (CRP) process for manufacturing and service industry

UNIT III PRODUCTION & OPERATIONS PLANNING 9

Facility Planning – Location of facilities – Location flexibility – Facility design process and techniques – Location break even analysis-Production Process Planning: Characteristic of production process systems – Steps for production process- Production Planning Control Functions – Planning phase- Action phase- Control phase - Aggregate production planning

UNIT IV PRODUCTION & OPERATIONS MANAGEMENT PROCESS 9

Process selection with PLC phases- Process simulation tools- Work Study – Significance – Methods, evolution of normal/ standard time – Job design and rating - Value Analysis - Plant Layout: meaning – characters -- Plant location techniques - Types- MRP and Layout Design - Optimisation and Theory of Constraints (TOC)– Critical Chain Project Management (CCPM)- REL (Relationship) Chart – Assembly line balancing- – Plant design optimisation -Forecasting methods.

UNIT V CONTROLLING PRODUCTION & OPERATIONS MANAGEMENT 9

Material requirement planning (MRP)- Concept- Process and control - Inventory control systems and techniques – JIT and Lean manufacturing - Network techniques - Quality Management: Preventive Vs Breakdown maintenance for Quality – Techniques for measuring quality - Control Chart (X , R , p , np and C chart) - Cost of Quality, Continuous improvement (Kaizen) - Quality awards - Supply Chain Management - Total Quality Management - 6 Sigma approach and Zero Defect Manufacturing.

TOTAL 45 : PERIODS

COURSE OUTCOMES:

Upon completion of this course the learners will be able :

CO 1 To understand the basics and functions of Production and Operation Management for business owners.

CO 2 To learn about the Production & Operation Systems.

CO 3 To acquaint on the Production & Operations Planning Techniques followed by entrepreneurs in Industries.

CO 4 To known about the Production & Operations Management Processes in organisations.

CO 5 To comprehend the techniques of controlling , Production and Operations in industries.

REFERENCES

1. Mikell P. Groover, Automation, Production Systems, and Computer-Integrated Manufacturing, Pearson, 2007.
2. Amitabh Raturi, Production and Inventory Management, , 2008.
3. Adam Jr. Ebert, Production and Operations Management, PHI Publication, 1992.
4. Muhlemann, Okland and Lockyer, Production and Operation Management, Macmillan India, 1992.
6. Chary S.N, Production and Operations Management, TMH Publications, 2010.
7. Terry Hill ,Operation Management. Pal Grave McMillan (Case Study).2005.

OMG355

MULTIVARIATE DATA ANALYSIS

L T P C
3 0 0 3

OBJECTIVE:

- To know various multivariate data analysis techniques for business research.

UNIT I INTRODUCTION

9

Uni-variate, Bi-variate and Multi-variate techniques – Classification of multivariate techniques – Guidelines for multivariate analysis and interpretation.

UNIT II PREPARING FOR MULTIVARIATE ANALYSIS

9

Conceptualization of research model with variables, collection of data --Approaches for dealing with missing data – Testing the assumptions of multivariate analysis.

UNIT III MULTIPLE LINEAR REGRESSION ANALYSIS, FACTOR ANALYSIS

9

Multiple Linear Regression Analysis – Inferences from the estimated regression function – Validation of the model. -Approaches to factor analysis – interpretation of results.

UNIT IV LATENT VARIABLE TECHNIQUES

9

Confirmatory Factor Analysis, Structural equation modelling, Mediation models, Moderation models, Longitudinal studies.

UNIT V ADVANCED MULTIVARIATE TECHNIQUES

9

Multiple Discriminant Analysis, Logistic Regression, Cluster Analysis, Conjoint Analysis, multidimensional scaling.

TOTAL: 45 PERIODS

OUTCOMES :

- Demonstrate a sophisticated understanding of the concepts and methods; know the exact scopes and possible limitations of each method; and show capability of using multivariate techniques to provide constructive guidance in decision making.
- Use advanced techniques to conduct thorough and insightful analysis, and interpret the results correctly with detailed and useful information.
- Show substantial understanding of the real problems; conduct deep analysis using correct methods; and draw reasonable conclusions with sufficient explanation and elaboration.
- Write an insightful and well-organized report for a real-world case study, including thoughtful and convincing details.
- Make better business decisions by using advanced techniques in data analytics. ‘

REFERENCES :

1. Joseph F Hair, Rolph E Anderson, Ronald L. Tatham & William C. Black, Multivariate Data Analysis, Pearson Education, New Delhi, 2005.
2. Barbara G. Tabachnick, Linda S.Fidell, Using Multivariate Statistics, 6th Edition, Pearson, 2012.

3. Richard A Johnson and Dean W. Wichern, Applied Multivariate Statistical Analysis, Prentice Hall, New Delhi, 2005.
4. David R Anderson, Dennis J Seveency, and Thomas A Williams, Statistics for Business and Economics, Thompson, Singapore, 2002

OME352

ADDITIVE MANUFACTURING

L T P C
3 0 0 3

COURSE OBJECTIVES:

- To introduce the development, capabilities, applications, of Additive Manufacturing (AM), and its business opportunities.
- To be acquainted with vat polymerization and material extrusion processes
- To be familiar with powder bed fusion and binder jetting processes.
- To gain knowledge on applications of direct energy deposition, and material jetting processes.
- To impart knowledge on sheet lamination and direct write technologies.

UNIT I INTRODUCTION

9

Overview - Need - Development of Additive Manufacturing (AM) Technology: Rapid Prototyping- Rapid Tooling - Rapid Manufacturing - Additive Manufacturing. AM Process Chain - ASTM/ISO 52900 Classification - Benefits - AM Unique Capabilities - AM File formats: STL, AMF Applications: Building Printing, Bio Printing, Food Printing, Electronics Printing, Automobile, Aerospace, Healthcare. Business Opportunities in AM.

UNIT II VAT POLYMERIZATION AND MATERIAL EXTRUSION

9

Photo polymerization: Stereolithography Apparatus (SLA)- Materials -Process - top down and bottom up approach - Advantages - Limitations - Applications. Digital Light Processing (DLP) - Process - Advantages - Applications.
Material Extrusion: Fused Deposition Modeling (FDM) - Process-Materials -Applications and Limitations.

UNIT III POWDER BED FUSION AND BINDER JETTING

9

Powder Bed Fusion: Selective Laser Sintering (SLS): Process - Powder Fusion Mechanism - Materials and Application. Selective Laser Melting (SLM), Electron Beam Melting (EBM): Materials - Process - Advantages and Applications.
Binder Jetting: Three-Dimensional Printing - Materials - Process - Benefits - Limitations - Applications.

UNIT IV MATERIAL JETTING AND DIRECTED ENERGY DEPOSITION

9

Material Jetting: Multijet Modeling- Materials - Process - Benefits - Applications.
Directed Energy Deposition: Laser Engineered Net Shaping (LENS) - Process - Material Delivery - Materials -Benefits -Applications.

UNIT V SHEET LAMINATION AND DIRECT WRITE TECHNOLOGY

9

Sheet Lamination: Laminated Object Manufacturing (LOM)- Basic Principle- Mechanism: Gluing or Adhesive Bonding - Thermal Bonding - Materials - Application and Limitation.
Ink-Based Direct Writing (DW): Nozzle Dispensing Processes, Inkjet Printing Processes, Aerosol DW - Applications of DW.

TOTAL: 45 PERIODS

COURSE OUTCOMES:

At the end of this course students shall be able to:

CO1: Recognize the development of AM technology and how AM technology propagated into various businesses and developing opportunities.

CO2: Acquire knowledge on process vat polymerization and material extrusion processes and its applications.

CO3: Elaborate the process and applications of powder bed fusion and binder jetting.

CO4: Evaluate the advantages, limitations, applications of material jetting and directed energy deposition processes.

CO5: Acquire knowledge on sheet lamination and direct write technology.

TEXT BOOKS:

1. Ian Gibson, David Rosen, Brent Stucker, Mahyar Khorasani “Additive manufacturing technologies”. 3rd edition Springer Cham, Switzerland. (2021). ISBN: 978-3-030-56126-0
2. Andreas Gebhardt and Jan-Steffen Hötter “Additive Manufacturing: 3D Printing for Prototyping and Manufacturing”, Hanser publications, United States, 2015, ISBN: 978-1-56990-582-1.

REFERENCES:

1. Andreas Gebhardt, “Understanding Additive Manufacturing: Rapid Prototyping, Rapid Manufacturing”, Hanser Gardner Publication, Cincinnati., Ohio, 2011, ISBN :9783446425521.
2. Milan Brandt, “Laser Additive Manufacturing: Materials, Design, Technologies, and Applications”, Woodhead Publishing., United Kingdom, 2016, ISBN: 9780081004333.
3. Amit Bandyopadhyay and Susmita Bose, “Additive Manufacturing”, 1st Edition, CRC Press., United States, 2015, ISBN-13: 978-1482223590.
4. Kamrani A.K. and Nasr E.A., “Rapid Prototyping: Theory and practice”, Springer., United States ,2006, ISBN: 978-1-4614-9842-1.
5. Liou, L.W. and Liou, F.W., “Rapid Prototyping and Engineering applications: A tool box for prototype development”, CRC Press., United States, 2011, ISBN: 9780849334092.

CME343

NEW PRODUCT DEVELOPMENT

L	T	P	C
3	0	0	3

COURSE OBJECTIVES

- 1 To introduce the fundamental concepts of the new product development
- 2 To develop material specifications, analysis and process.
- 3 To Learn the Feasibility Studies & reporting of new product development.
- 4 To study the New product qualification and Market Survey on similar products of new product development
To learn Reverse Engineering. Cloud points generation, converting cloud data to 3D model

UNIT – I FUNDAMENTALS OF NPD

9

Introduction – Reading of Drawing – Grid reading, Revisions, ECN (Engg. Change Note), Component material grade, Specifications, customer specific requirements – Basics of monitoring of NPD applying Gantt chart, Critical path analysis – Fundamentals of BOM (Bill of Materials), Engg. BOM & Manufacturing BOM. Basics of MIS software and their application in industries like SAP, MS Dynamics, Oracle ERP Cloud – QFD.

UNIT – II MATERIAL SPECIFICATIONS, ANALYSIS & PROCESS

9

Material specification standards – ISO, DIN, JIS, ASTM, EN, etc. – Awareness on various manufacturing process like Metal castings & Forming, Machining (Conventional, 3 Axis, 4 Axis, 5 Axis,), Fabrications, Welding process. Qualifications of parts mechanical, physical & Chemical properties and their test report preparation and submission. Fundamentals of DFMEA & PFMEA, Fundamentals of FEA, Bend Analysis, Hot Distortion, Metal and Material Flow, Fill and Solidification analysis.

UNIT – III ESSENTIALS OF NPD 9

RFQ (Request of Quotation) Processing – Feasibility Studies & reporting – CFT (Cross Function Team) discussion on new product and reporting – Concept design, Machine selection for tool making, Machining – Manufacturing Process selection, Machining Planning, cutting tool selection – Various Inspection methods – Manual measuring, CMM – GOM (Geometric Optical Measuring), Lay out marking and Cut section analysis. Tool Design and Detail drawings preparation, release of details to machine shop and CAM programming. Tool assembly and shop floor trials. Initial sample submission with PPAP documents.

UNIT – IV CRITERIONS OF NPD 9

New product qualification for Dimensions, Mechanical & Physical Properties, Internal Soundness proving through X-Ray, Radiography, Ultrasonic Testing, MPT, etc. Agreement with customer for testing frequencies. Market Survey on similar products, Risk analysis, validating samples with simulation results, Lesson Learned & Horizontal deployment in NPD.

UNIT – V REPORTING & FORWARD-THINKING OF NPD 9

Detailed study on PPAP with 18 elements reporting, APQP and its 5 Sections, APQP vs PPAP, Importance of SOP (Standard Operating Procedure) – Purpose & documents, deployment in shop floor. Prototyping & RPT - Concepts, Application and its advantages, 3D Printing – resin models, Sand cores for foundries; Reverse Engineering. Cloud points generation, converting cloud data to 3D model – Advantages & Limitation of RE, CE (Concurrent Engineering) – Basics, Application and its advantages in NPD (to reduce development lead time, time to Market, Improve productivity and product cost.)

TOTAL :45 PERIODS

OUTCOMES: At the end of the course the students would be able to

1. Discuss fundamental concepts and customer specific requirements of the New Product development
2. Discuss the Material specification standards, analysis and fabrication, manufacturing process.
3. Develop Feasibility Studies & reporting of New Product development
4. Analyzing the New product qualification and Market Survey on similar products of new product development
5. Develop Reverse Engineering. Cloud points generation, converting cloud data to 3D model

TEXT BOOKS:

1. Product Development – Sten Jonsson
2. Product Design & Development – Karl T. Ulrich, Maria C. Young, Steven D. Eppinger

REFERENCES:

1. Revolutionizing Product Development – Steven C Wheelwright & Kim B. Clark
2. Change by Design
3. Toyota Product Development System – James Morgan & Jeffrey K. Liker
4. Winning at New Products – Robert Brands 3rd Edition
5. Product Design & Value Engineering – Dr. M.A. Bulsara &Dr. H.R. Thakkar

CO	PO												PSO		
	1	2	3	4	5	6	7	8	9	10	11	12	1	2	3
1	1	1	3	1				1	1			1	1	3	2
2	1	1	3	1				1	1			1	1	3	2
3	1	1	3	1				1	1			1	1	3	2
4	1	1	3	1				1	1			1	1	3	2
5	1	1	3	1				1	1			1	1	3	2
Low (1) ; Medium (2) ; High (3)															

OBJECTIVES:

The course aims to

- Outline Fundamental concepts in UI & UX
- Introduce the principles of Design and Building an mobile app
- Illustrate the use of CAD in product design
- Outline the choice and use of prototyping tools
- Understanding design of electronic circuits and fabrication of electronic devices

UNIT I UI/UX 9

Fundamental concepts in UI & UX - Tools - Fundamentals of design principles - Psychology and Human Factors for User Interface Design - Layout and composition for Web, Mobile and Devices - Typography - Information architecture - Color theory - Design process flow, wireframes, best practices in the industry -User engagement ethics - Design alternatives

UNIT II APP DEVELOPMENT 9

SDLC - Introduction to App Development - Types of Apps - web Development - understanding Stack - Frontend - backend - Working with Databases - Introduction to API - Introduction to Cloud services - Cloud environment Setup- Reading and writing data to cloud - Embedding ML models to Apps - Deploying application.

UNIT III INDUSTRIAL DESIGN 9

Introduction to Industrial Design - Points, lines, and planes - Sketching and concept generation - Sketch to CAD - Introduction to CAD tools - Types of 3D modeling - Basic 3D Modeling Tools - Part creation – Assembly - Product design and rendering basics - Dimensioning & Tolerancing

UNIT IV MECHANICAL RAPID PROTOTYPING 9

Need for prototyping - Domains in prototyping - Difference between actual manufacturing and prototyping - Rapid prototyping methods - Tools used in different domains - Mechanical Prototyping; 3D Printing and classification - Laser Cutting and engraving - RD Works - Additive manufacturing

UNIT V ELECTRONIC RAPID PROTOTYPING 9

Basics of electronic circuit design - lumped circuits - Electronic Prototyping - Working with simulation tool - simple PCB design with EDA

TOTAL: 45 PERIODS

COURSE OUTCOMES

At the end of the course, learners will be able to:

- Create quick UI/UX prototypes for customer needs
- Develop web application to test product traction / product feature
- Develop 3D models for prototyping various product ideas
- Built prototypes using Tools and Techniques in a quick iterative methodology

TEXT BOOKS

1. Peter Fiell, Charlotte Fiell, Industrial Design A-Z, TASCHEN America Llc(2003)
2. Samar Malik, Autodesk Fusion 360 - The Master Guide.
3. Steve Krug, Don't Make Me Think, Revisited: A Common Sense Approach to Web Usability, Pearson,3rd edition(2014)

REFERENCES

1. <https://www.adobe.com/products/xd/learn/get-started.html>
2. <https://developer.android.com/guide>
3. <https://help.autodesk.com/view/fusion360/ENU/courses/>
4. https://help.prusa3d.com/en/category/prusaslicer_204

MF3010

MICRO AND PRECISION ENGINEERING

**L T P C
3 0 0 3**

COURSE OBJECTIVES:

At the end of this course the student should be able to

- Learn about the precision machine tools
- Learn about the macro and micro components.
- Understand handling and operating of the precision machine tools.
- Learn to work with miniature models of existing machine tools/robots and other instruments.
- Learn metrology for micro system

UNIT I INTRODUCTION TO MICROSYSTEMS

9

Design, and material selection, micro-actuators: hydraulic, pneumatic, electrostatic/ magnetic etc. for medical to general purpose applications. Micro-sensors based on Thermal, mechanical, electrical properties; micro-sensors for measurement of pressure, flow, temperature, inertia, force, acceleration, torque, vibration, and monitoring of manufacturing systems.

UNIT II FABRICATION PROCESSES FOR MICRO-SYSTEMS:

9

Additive, subtractive, forming process, microsystems-Micro-pumps, micro- turbines, micro engines, micro-robot, and miniature biomedical devices

UNIT III INTRODUCTION TO PRECISION ENGINEERING

9

Machine tools, holding and handling devices, positioning fixtures for fabrication/ assembly of microsystems. Precision drives: inch worm motors, ultrasonic motors, stick- slip mechanism and other piezo-based devices.

UNIT IV PRECISION MACHINING PROCESSES

9

Precision machining processes for macro components - Diamond turning, fixed and free abrasive processes, finishing processes.

UNIT V METROLOGY FOR MICRO SYSTEMS

9

Metrology for micro systems - Surface integrity and its characterization.

TOTAL : 45 PERIODS

COURSE OUTCOMES:

Upon the completion of this course the students will be able to

- Select suitable precision machine tools and operate
- Apply the macro and micro components for fabrication of micro systems.
- Apply suitable machining process
- Able to work with miniature models of existing machine tools/robots and other instruments.
- Apply metrology for micro system

TEXT BOOKS:

1. Davim, J. Paulo, ed. Microfabrication and Precision Engineering: Research and

Development. Woodhead Publishing, 2017

2. Gupta K, editor. Micro and Precision Manufacturing. Springer; 2017

REFERENCES:

1. Dornfeld, D., and Lee, D. E., Precision Manufacturing, 2008, Springer.
2. H. Nakazawa, Principles of Precision Engineering, 1994, Oxford University Press.
3. Whitehouse, D. J., Handbook of Surface Metrology, Institute of Physics Publishing, Philadelphia PA, 1994.
4. Murthy.R.L, —Precision Engineering in ManufacturingII, New Age International, New Delhi, 2005

OMF354

COST MANAGEMENT OF ENGINEERING PROJECTS

LT P C

3 0 0 3

COURSE OBJECTIVES:

- Summarize the costing concepts and their role in decision making
- Infer the project management concepts and their various aspects in selection
- Interpret costing concepts with project execution
- Develop knowledge of costing techniques in service sector and various budgetary control techniques
- Illustrate with quantitative techniques in cost management

UNIT – I INTRODUCTION TO COSTING CONCEPTS 9

Objectives of a Costing System; Cost concepts in decision-making; Relevant cost, Differential cost, Incremental cost and Opportunity cost; Creation of a Database for operational control.'

UNIT – II INTRODUCTION TO PROJECT MANAGEMENT 9

Project: meaning, Different types, why to manage, cost overruns centres, various stages of project execution: conception to commissioning. Project execution as conglomeration of technical and nontechnical activities, Detailed Engineering activities, Pre project execution main clearances and documents, Project team: Role of each member, Importance Project site: Data required with significance, Project contracts

UNIT – III PROJECT EXECUTION AND COSTING CONCEPTS 9

Project execution Project cost control, Bar charts and Network diagram, Project commissioning: mechanical and process, Cost Behavior and Profit Planning Marginal Costing; Distinction between Marginal Costing and Absorption Costing; Break-even Analysis, Cost-Volume-Profit Analysis, Various decision-making problems, Pricing strategies: Pareto Analysis, Target costing, Life Cycle Costing

UNIT – IV COSTING OF SERVICE SECTOR AND BUDGETERY CONTROL 9

Just-in-time approach, Material Requirement Planning, Enterprise Resource Planning, Activity Based Cost Management, Bench Marking; Balanced Score Card and Value-Chain Analysis, Budgetary Control: Flexible Budgets; Performance budgets; Zero-based budgets.

UNIT – V QUANTITATIVE TECHNIQUES FOR COST MANAGEMENT 9

Linear Programming, PERT/CPM, Transportation problems, Assignment problems, Learning Curve Theory.

TOTAL: 45 PERIODS

COURSE OUTCOMES

Upon successful completion of the course, students should be able to:

CO1: Understand the costing concepts and their role in decision making.

CO2: Understand the project management concepts and their various aspects in selection.

CO3: Interpret costing concepts with project execution.

CANedge1 package.ARBIN Battery Tester. BMS Development with Modeling software and Model-Based Design.

TOTAL =45 PERIODS

COURSE OUTCOMES:

At the end of this course, students will be able to

1. Acquire knowledge of different Li-ion Batteries performance.
2. Design a Battery Pack and make related calculations.
3. Demonstrate a BatteryModel or Simulation.
4. Estimate State-of-Charges in a Battery Pack.
5. Approach different BMS architectures during real world usage.

TEXT BOOKS

1. Jiuchun Jiang and Caiping Zhang, “Fundamentals and applications of Lithium-Ion batteriesin Electric Drive Vehicles”, Wiley, 2015.
2. Davide Andrea ,“Battery Management Systems for Large Lithium-Ion Battery Packs” ARTECH House, 2010.

REFERENCE BOOKS

1. Developing Battery Management Systems with Simulink and Model-Based Design-whitepaper
2. Panasonic *NCR18650B- DataSheet*
3. bq76PL536A-Q1- IC DataSheet
4. CC2662R-Q1- IC DataSheet

AU3008

SENSORS AND ACTUATORS

L T P C
3 0 0 3

COURSE OBJECTIVES:

- The objective of this course is to make the students to list common types of sensor and actuators used in automotive vehicles.

UNIT I INTRODUCTION TO MEASUREMENTS AND SENSORS

9

Sensors: Functions- Classifications- Main technical requirement and trends Units and standards- Calibration methods- Classification of errors- Error analysis- Limiting error- Probable error- Propagation of error- Odds and uncertainty- principle of transduction-Classification. Static characteristics- mathematical model of transducers- Zero, First and Second order transducers- Dynamic characteristics of first and second order transducers for standard test inputs.

UNIT II VARIABLE RESISTANCE AND INDUTANCE SENSORS

9

Principle of operation- Construction details- Characteristics and applications of resistive potentiometer- Strain gauges- Resistive thermometers- Thermistors- Piezoresistive sensors Inductive potentiometer- Variable reluctance transducers:- EI pick up and LVDT

UNIT III VARIABLE AND OTHER SPECIAL SENSORS

9

Variable air gap type, variable area type and variable permittivity type- capacitor microphone Piezoelectric, Magnetostrictive, Hall Effect, semiconductor sensor- digital transducers-Humidity Sensor. Rain sensor, climatic condition sensor, solar, light sensor, antiglare sensor.

UNIT IV AUTOMOTIVE ACTUATORS

9

Electromechanical actuators- Fluid-mechanical actuators- Electrical machines- Direct-current machines- Three-phase machines- Single-phase alternating-current Machines - Duty-type ratings for electrical machines. Working principles, construction and location of actuators viz. Solenoid, relay, stepper motor etc.

UNIT V AUTOMATIC TEMPERATURE CONTROL ACTUATORS**9**

Different types of actuators used in automatic temperature control- Fixed and variable displacement temperature control- Semi Automatic- Controller design for Fixed and variable displacement type air conditioning system.

TOTAL =45 PERIODS**COURSE OUTCOMES:**

At the end of the course, the student will be able to

1. List common types of sensor and actuators used in vehicles.
2. Design measuring equipment's for the measurement of pressure force, temperature and flow.
3. Generate new ideas in designing the sensors and actuators for automotive application
4. Understand the operation of the sensors, actuators and electronic control.
5. Design temperature control actuators for vehicles.

TEXT BOOKS:

1. Doebelin's Measurement Systems: 7th Edition (SIE), Ernest O. Doebelin Dhanesh N. Manik McGraw Hill Publishers, 2019.
2. Robert Brandy, "Automotive Electronics and Computer System", Prentice Hall, 2001
3. William Kimberley, "Bosch Automotive Handbook", 6th Edition, Robert Bosch GmbH, 2004.
4. Bosch Automotive Electrics and Automotive Electronics Systems and Components, Networking and Hybrid Drive, 5th Edition, 2007, ISBN No: 978-3-658-01783-5.

REFERENCES:

1. James D Halderman, "Automotive Electrical and Electronics", Prentice Hall, USA, 2013
2. Tom Denton, "Automotive Electrical and Electronics Systems," Third Edition, 2004, SAE International.
3. Patranabis.D, "Sensors and Transducers", 2nd Edition, Prentice Hall India Ltd, 2003
4. William Ribbens, "Understanding Automotive Electronics -An Engineering Perspective," 7th Edition, Elsevier Butterworth-Heinemann Publishers, 2012.

OAS353**SPACE VEHICLES**

L	T	P	C
3	0	0	3

OBJECTIVES:

- To interpret the missile space stations, space vs earth environment.
- To explain the life support systems, mission logistics and planning.
- To deploy the skills effectively in the understanding of space vehicle configuration design.
- To explain Engine system and support of space vehicle
- To interpret nose cone configuration of space vehicle

UNIT I FUNDAMENTAL ASPECTS**9**

Energy and Efficiencies of power plants for space vehicles – Typical Performance Values – Mission design – Structural design aspects during launch - role of launch environment on launch vehicle integrity.

UNIT II SELECTION OF ROCKET PROPULSION SYSTEMS**9**

Ascent flight mechanics – Launch vehicle selection process – Criteria for Selection for different missions – selection of subsystems – types of staging – Interfaces – selection and criteria for stages and their role in launch vehicle configuration design.

UNIT III ENGINE SYSTEMS, CONTROLS, AND INTEGRATION**9**

Propellant Budget – Performance of Complete or Multiple Rocket Propulsion Systems – Engine Design – Engine Controls – Engine System Calibration – System Integration and Engine Optimization.

UNIT IV THRUST VECTOR CONTROL 9

TVC Mechanisms with a Single Nozzle – TVC with Multiple Thrust Chambers or Nozzles – Testing – Integration with Vehicle – SITVC method – other jet control methods - exhaust plume problems in space environment

UNIT V NOSE CONE CONFIGURATION 9

Aerodynamic aspects on the selection of nose shape of a launch vehicle - design factors in the finalization of nose configuration with respect to payload - nose cone thermal protection system - separation of fairings - payload injection mechanism

TOTAL: 45 PERIODS

OUTCOMES:

On successful completion of this course, the student will be able to

- Explain exotic space propulsion concepts, such as nuclear, solar sail, and antimatter.
- Apply knowledge in selecting the appropriate rocket propulsion systems.
- interpret the air-breathing propulsion suitable for initial stages and fly-back boosters.
- Analyze aerodynamics aspect, including boost-phase lift and drag, hypersonic, and re-entry.
- Adapt from aircraft engineers moving into launch vehicle, spacecraft, and hypersonic vehicle design.

OIM352

MANAGEMENT SCIENCE

**L T P C
3 0 0 3**

COURSE OBJECTIVES:

Of this course are

- To introduce fundamental concepts of management and organization to students.
- To impart knowledge to students on various aspects of marketing, quality control and marketing strategies.
- To make students familiarize with the concepts of human resources management.
- To acquaint students with the concepts of project management and cost analysis.
- To make students familiarize with the concepts of planning process and business strategies.

UNIT I INTRODUCTION TO MANAGEMENT AND ORGANISATION 9

Concepts of Management and organization- nature, importance and Functions of Management, Systems Approach to Management - Taylor's Scientific Management Theory- Fayal's Principles of Management- Maslow's theory of Hierarchy of Human Needs- Douglas McGregor's Theory X and Theory Y- Hertzberg Two Factor Theory of Motivation- Leadership Styles, Social responsibilities of Management, Designing Organisational Structures: Basic concepts related to Organisation - Departmentation and Decentralisation.

UNIT II OPERATIONS AND MARKETING MANAGEMENT 9

Principles and Types of Plant Layout- Methods of Production (Job, batch and Mass Production), Work Study - Basic procedure involved in Method Study and Work Measurement - Business Process Reengineering (BPR)- Statistical Quality Control: control charts for Variables and Attributes (simple Problems) and Acceptance Sampling, Objectives of Inventory control, EOQ, ABC Analysis, Purchase Procedure, Stores

Management and Store Records - JIT System, Supply Chain Management, Functions of Marketing, Marketing Mix, and Marketing Strategies based on Product Life Cycle.

UNIT III HUMAN RESOURCES MANAGEMENT 9

Concepts of HRM, HRD and Personnel Management and Industrial Relations (PMIR), HRM vs PMIR, Basic functions of HR Manager: Manpower planning, Recruitment, Selection, Training and Development, Wage and Salary Administration, Promotion, Transfer, Performance Appraisal, Grievance Handling and Welfare Administration, Job Evaluation and Merit Rating – Capability Maturity Model (CMM) Levels.

UNIT IV PROJECT MANAGEMENT 9

Network Analysis, Programme Evaluation and Review Technique (PERT), Critical Path Method (CPM), identifying critical path, Probability of Completing the project within given time, Project Cost Analysis, Project Crashing (simple problems).

UNIT V STRATEGIC MANAGEMENT AND CONTEMPORARY STRATEGIC ISSUES 9

Mission, Goals, Objectives, Policy, Strategy, Programmes, Elements of Corporate Planning Process, Environmental Scanning, Value Chain Analysis, SWOT Analysis, Steps in Strategy Formulation and Implementation, Generic Strategy alternatives. Benchmarking and Balanced Score Cards Contemporary Business Strategies.

TOTAL: 45 PERIODS

COURSE OUTCOMES:

Upon completion of the course, Students will be able to

CO1: Plan an organizational structure for a given context in the organisation to carry out production operation through Work-study.

CO2: Survey the markets, customers and competition better and price the given products appropriately

CO3: Ensure quality for a given product or service.

CO4: Plan, schedule and control projects through PERT and CPM.

CO5: Evaluate strategy for a business or service organisation.

CO's	PO's												PSO's		
	1	2	3	4	5	6	7	8	9	10	11	12	1	2	3
1	3			3	3	3		3	3	2			2	3	
2	3			2	3	3		2	3	2				2	
3	3			3	2	2		3	2	2					2
4	3			3	3	2		3	2	3					3
5	3			2	3	3		2	3	3			2	1	
AVg.	3			2.6	2.8	2.6		2.6	2.6	2.4			2	2	2.5

TEXTBOOKS:

1. Kanishka Bedi, Production and Operations Management, Oxford University Press, 2007.
2. Stoner, Freeman, Gilbert, Management, 6th Ed, Pearson Education, New Delhi, 2004.
3. Thomas N. Duening & John M. Ivancevich Management Principles and Guidelines, Biztantra, 2007.
4. P. Vijay Kumar, N. Appa Rao and Ashnab, Chnailil, Cengage Learning India, 2012.

REFERECES:

1. Kotler Philip and Keller Kevin Lane: Marketing Management, Pearson, 2012.
2. Koontz and Wehrich: Essentials of Management, McGraw Hill, 2012.
3. Lawrence R Jauch, R. Gupta and William F. Glueck: Business Policy and Strategic Management Science, McGraw Hill, 2012.
4. Samuel C. Certo: Modern Management, 2012.

OIM353

PRODUCTION PLANNING AND CONTROL

L T P C
3 0 0 3

COURSE OBJECTIVES:

- To understand the concept of production planning and control act work study,
- To apply the concept of product planning,
- To analyze the production scheduling,
- To apply the Inventory Control concepts.
- To prepare the manufacturing requirement Planning (MRP II) and Enterprise Resource Planning (ERP).

UNIT I INTRODUCTION

9

Objectives and benefits of planning and control-Functions of production control-Types of production- job- batch and continuous-Product development and design-Marketing aspect - Functional aspects- Operational aspect-Durability and dependability aspect aesthetic aspect. Profit consideration- Standardization, Simplification & specialization- Break even analysis-Economics of a new design.

UNIT II WORK STUDY

9

Method study, basic procedure-Selection-Recording of process - Critical analysis, Development - Implementation - Micro motion and memo motion study – work measurement - Techniques of work measurement - Time study - Production study - Work sampling - Synthesis from standard data - Predetermined motion time standards.

UNIT III PRODUCT PLANNING AND PROCESS PLANNING

9

Product planning-Extending the original product information-Value analysis-Problems in lack of product planning-Process planning and routing-Pre requisite information needed for process planning- Steps in process planning-Quantity determination in batch production-Machine capacity, balancing- Analysis of process capabilities in a multi product system.

UNIT IV PRODUCTION SCHEDULING

9

Production Control Systems-Loading and scheduling-Master Scheduling-Scheduling rules-Gantt charts-Perpetual loading-Basic scheduling problems - Line of balance – Flow production scheduling- Batch production scheduling-Product sequencing – Production Control systems-Periodic batch control-Material requirement planning kanban – Dispatching-Progress reporting and expediting- Manufacturing lead time-Techniques for aligning completion times and due dates.

UNIT V INVENTORY CONTROL AND RECENT TRENDS IN PPC

9

Inventory control-Purpose of holding stock-Effect of demand on inventories-Ordering procedures. Two bin system - Ordering cycle system-Determination of Economic order quantity and economic lot size- ABC analysis - Recorder procedure-Introduction to computer integrated production planning systems- elements of JUST IN TIME SYSTEMS-Fundamentals of MRP II and ERP.

TOTAL : 45 PERIODS

COURSE OUTCOMES:

Upon completion of this course,

- CO1:The students can able to prepare production planning and control act work study,
- CO2:The students can able to prepare product planning,
- CO3:The students can able to prepare production scheduling,
- CO4:The students can able to prepare Inventory Control.
- CO5:They can plan manufacturing requirements manufacturing requirement Planning (MRP II) and Enterprise Resource Planning (ERP).

TEXT BOOKS:

1. James. B. Dilworth, "Operations management – Design, Planning and Control for manufacturing and services" Mcgraw Hill International edition 1992.
2. Martand Telsang, "Industrial Engineering and Production Management", First edition, S. Chand and Company, 2000.

REFERENCES

1. Chary. S.N., "Theory and Problems in Production & Operations Management", Tata McGraw Hill, 1995.
2. Elwood S.Buffa, and Rakesh K.Sarin, "Modern Production / Operations Management", 8th Edition John Wiley and Sons, 2000
3. Jain. K.C. & Aggarwal. L.N., "Production Planning Control and Industrial Management", Khanna Publishers, 1990
4. Kanishka Bedi, "Production and Operations management", 2nd Edition, Oxford university press, 2007.
5. Melynk, Denzler, " Operations management – A value driven approach" Irwin Mcgraw hill.
6. Norman Gaither, G. Frazier, "Operations Management" 9th Edition, Thomson learning IE, 2007
7. Samson Eilon, "Elements of Production Planning and Control", Universal Book Corpn.1984
8. Upendra Kachru, " Production and Operations Management – Text and cases" 1st Edition, Excel books 2007

CO's	PO's												PSO's		
	1	2	3	4	5	6	7	8	9	10	11	12	1	2	3
1	3	3			3		1				1		3		
2	3	2			3									2	
3		2			3									2	
4		2	2												
5	3	3	2											1	
AVg.	3	2.6	2		3		1				1		3	1.8	

OIE353

OPERATIONS MANAGEMENT

**L T P C
3 0 0 3**

COURSE OBJECTIVE:

- Recognize and appreciate the concept of Production and Operations Management in creating and enhancing a firm's competitive advantages.
- Describe the concept and contribution of various constituents of Production and Operations Management (both manufacturing and service).
- Relate the interdependence of the operations function with the other key functional areas of a firm.
- Teach analytical skills and problem-solving tools to the analysis of the operations problems.
- Apply scheduling and Lean Concepts for improving System Performance.

UNIT I INTRODUCTION TO OPERATIONS MANAGEMENT 9

Operations Management – Nature, Importance, historical development, transformation processes, differences between services and goods, a system perspective, functions, challenges, current priorities, recent trends; Operations Strategy - Strategic fit , framework; Supply Chain Management

UNIT II FORECASTING, CAPACITY AND FACILITY DESIGN 9

Demand Forecasting - Need, Types, COURSE OBJECTIVES and Steps. Overview of Qualitative and Quantitative methods. Capacity Planning - Long range, Types, Developing capacity alternatives. Overview of sales and operations planning. Overview of MRP, MRP II and ERP. Facility Location – Theories, Steps in Selection, Location Models. Facility Layout –

Principles, Types, Planning tools and techniques.

UNIT III DESIGN OF PRODUCT, PROCESS AND WORK SYSTEMS 9

Product Design – Influencing factors, Approaches, Legal, Ethical and Environmental issues. Process – Planning, Selection, Strategy, Major Decisions. Work Study – COURSE OBJECTIVES, Procedure. Method Study and Motion Study. Work Measurement and Productivity – Measuring Productivity and Methods to improve productivity.

UNIT IV MATERIALS MANAGEMENT 9

Materials Management – COURSE OBJECTIVES, Planning, Budgeting and Control. Purchasing – COURSE OBJECTIVES, Functions, Policies, Vendor rating and Value Analysis. Stores Management – Nature, Layout, Classification and Coding. Inventory – COURSE OBJECTIVES, Costs and control techniques. Overview of JIT.

UNIT V SCHEDULING AND PROJECT MANAGEMENT 9

Project Management – Scheduling Techniques, PERT, CPM; Scheduling - work centers – nature, importance; Priority rules and techniques, shopfloor control; Flow shop scheduling – Johnson’s Algorithm – Gantt charts; personnel scheduling in services.

TOTAL: 45 PERIODS

COURSE OUTCOMES:

- CO1:** The students will appreciate the role of Production and Operations management in enabling and enhancing a firm’s competitive advantages in the dynamic business environment.
- CO2:** The students will obtain sufficient knowledge and skills to forecast demand for Production and Service Systems.
- CO3:** The students will be able to Formulate and Assess Aggregate Planning strategies and Material Requirement Plan.
- CO4:** The students will be able to develop analytical skills to calculate capacity requirements and developing capacity alternatives.
- CO5:** The students will be able to apply scheduling and Lean Concepts for improving System Performance.

CO’s- PO’s & PSO’s MAPPING

CO's	PO's												PSO's			
	1	2	3	4	5	6	7	8	9	10	11	12	1	2	3	
1	3											2				
2		3	3											3	3	
3		2	3	3									2	3		
4		3	3	3									2	3		
5			3	2												
AVg.	3	2.6	3	2.6								2	2	3	3	

TEXT BOOKS

1. Richard B. Chase, Ravi Shankar, F. Robert Jacobs, Nicholas J. Aquilano, Operations and Supply Management, Tata McGraw Hill, 12th Edition, 2010.
2. Norman Gaither and Gregory Frazier, Operations Management, South Western Cengage Learning, 2002.

REFERENCES

1. William J Stevenson, Operations Management, Tata McGraw Hill, 9th Edition, 2009.
2. Russel and Taylor, Operations Management, Wiley, Fifth Edition, 2006.
3. Kanishka Bedi, Production and Operations Management, Oxford University Press, 2004.
4. Chary S. N, Production and Operations Management, Tata McGraw Hill, Third Edition,

2008.

5. Aswathappa K and Shridhara Bhat K, Production and Operations Management, Himalaya Publishing House, Revised Second Edition, 2008.
6. Mahadevan B, Operations Management Theory and practice, Pearson Education, 2007.
7. Pannerselvam R, Production and Operations Management, Prentice Hall India, Second Edition, 2008.

OSF352

INDUSTRIAL HYGIENE

L T P C
3 0 0 3

COURSE OBJECTIVES:

1. Demonstrate an understanding of how occupational hygiene standards are set and used in work health and safety.
2. Compare and contrast the roles of environmental and biological monitoring in work health and safety
3. Outline strategies for identifying, assessing and controlling risks associated with airborne gases, vapours and particulates
4. Discuss how personal protective equipment can be used to reduce risks associated with workplace exposures
5. Provide high-level advice on managing and controlling noise and noise-related hazards

UNIT I INTRODUCTION AND SCOPE

9

Occupational Health and Environmental Safety Management - Principles practices. Comm on Occupational diseases: Occupational Health Management Services at the work place. Pre-employment, periodic medical examination of workers, medical surveillance for control of occupational diseases and health records.

UNIT II MONITORING FOR SAFETY, HEALTH & ENVIRONMENT

9

Occupational Health and Environment Safety Management System, ILO and EPA Standards Industrial Hygiene: Definition of Industrial Hygiene, Industrial Hygiene: Control Methods, Substitution, Changing the process, Local Exhaust Ventilation, Isolation, Wet method, Personal hygiene, housekeeping and maintenance, waste disposal, special control measures.

UNIT III OCCUPATIONAL HEALTH AND ENVIRONMENTAL SAFETY EDUCATION

9

Element of training cycle, Assessment of needs. Techniques of training, design and development of training programs. Training methods and strategies types of training. Evaluation and review of training programs. Occupational Health Hazards, Promoting Safety, Safety and Health training, Stress and Safety, Exposure Limit .

UNIT IV OCCUPATIONAL SAFETY, HEALTH AND ENVIRONMENT MANAGEMENT

9

Bureau of Indian standards on safety and health 14489 - 1998 and 15001 – 2000, OSHA, Process Safety Management (PSM) as per OSHA, PSM principles, OHSAS – 18001, EPA Standards, Performance measurements to determine effectiveness of PSM. Importance of Industrial safety, role of safety department,

UNIT-V INDUSTRIAL HAZARDS

9

i. Radiation: Types and effects of radiation on human body, Measurement and detection of radiation intensity. Effects of radiation on human body, Measurement – disposal of radioactive waste, Control of radiation ii. Noise and Vibration: Sources, and its control, Effects of noise on the auditory system and health, Measurement of noise , Different air pollutants in industries, Effect of different gases and particulate matter ,acid fumes ,smoke, fog on human health, Vibration: effects.

TOTAL : 45 PERIODS:

COURSE OUTCOMES:

Students able to

CO1: Explain and apply human factors engineering concepts in both evaluation of existing systems and design of new systems

CO2: Specify designs that avoid occupation related injuries

CO3: Define and apply the principles of work design, motion economy, and work environment design.

CO4: Identify the basic human sensory, cognitive, and physical capabilities and limitations with respect to human-machine system performance.

CO5: Acknowledge the impact of workplace design and environment on productivity

TEXT BOOKS:

1. R. K. Jain and Sunil S. Rao , Industrial Safety , Health and Environment Management Systems, Khanna publishers, New Delhi (2006)
2. Slote. L, Handbook of Occupational Safety and Health, John Willey and Sons, New York .

REFERENCES:

1. Jeanne MagerStellman, Encyclopedia of Occupational Health and Safety (ILO) Ms. Irma Jourdan publication
2. Frank P Lees - Loss of prevention in Process Industries, Vol. 1 and 2,
3. ButterworthHeinemann Ltd., London (1991). 2. Industrial Safety - National Safety Council of India
4. Frank P Lees – Loss of prevention in Process Industries , Vol. 1 and 2, Butterworth- Heinemann Ltd., London
5. R. K. Jain and Sunil S. Rao, Industrial Safety , Health and Environment Management Systems, Khanna publishers, New Delhi (2006).

CO's- PO's & PSO's MAPPING

CO's	PO's												PSO's		
	1	2	3	4	5	6	7	8	9	10	11	12	1	2	3
1	2		2		2	-	-	-	-	-	2	-	-	-	-
2	-		2		-	-	1	-	-	-	1	-	-	-	-
3	-		-		2	-	-	-	-	-	2	-	-	-	-
4	-		-		-	-	-	-	2	-	3	-	-	-	-
5	-		-		-	-	-	1	-	-	-	-	-	-	-
Avg.	2	-	2	-	-	-	1	1	2	-	2		-	-	-

OML352**ELECTRICAL, ELECTRONIC AND MAGNETIC MATERIALS****L T P C****3 0 0 3****COURSE OBJECTIVES:**

The main learning objective of this course is to prepare the students for:

- Understanding the importance of various materials used in electrical, electronics and magnetic applications
- Acquiring knowledge on the properties of electrical, electronics and magnetic materials.
- Gaining knowledge on the selection of suitable materials for the given application
- Knowing the fundamental concepts in Semiconducting materials
- Getting equipped with the materials used in optical and optoelectronic applications.

UNIT- I DIELECTRIC MATERIALS**9**

Dielectric as Electric Field Medium, leakage currents, dielectric loss, dielectric strength, breakdown voltage, breakdown in solid dielectrics, flashover, liquid dielectrics, electric conductivity in solid, liquid and gaseous dielectrics, Ferromagnetic materials, properties of ferromagnetic materials in static fields, spontaneous, polarization, curie point, anti-ferromagnetic materials, piezoelectric materials, pyroelectric materials.

UNIT – II MAGNETIC MATERIALS**9**

Classification of magnetic materials, spontaneous magnetization in ferromagnetic materials, magnetic Anisotropy, Magnetostriction, diamagnetism, magnetically soft and hard materials, special purpose materials, feebly magnetic materials, Ferrites, cast and cermet permanent magnets, ageing of magnets. Factors effecting permeability and Hysteresis

UNIT – III SEMICONDUCTOR MATERIALS**9**

Properties of semiconductors, Silicon wafers, integration techniques, Large and very large scale Integration techniques. Concept of superconductivity; theories and examples for high temperature superconductivity; discussion on specific superconducting materials; comments on fabrication and engineering applications.

UNIT – IV MATERIALS FOR ELECTRICAL APPLICATIONS**9**

Materials used for Resistors, rheostats, heaters, transmission line structures, stranded conductors, bimetals fuses, soft and hard solders, electric contact materials, electric carbon materials, thermocouple materials. Solid, Liquid and Gaseous insulating materials, Effect of moisture on insulation.

UNIT – V OPTICAL AND OPTOELECTRONIC MATERIALS**9**

Principles of photoconductivity - effect of impurities - principles of luminescence-laser principles - He-Ne, injection lasers, LED materials - binary, ternary photoelectronic materials - LCD materials - photo detectors - applications of optoelectronic materials - optical fibres and materials - electro optic modulators - Kerr effect - Pockels effect.

TOTAL: 45 PERIODS**COURSE OUTCOMES:**

After completion of this course, the students will be able to

1. Understand various types of dielectric materials, their properties in various conditions.
2. Evaluate magnetic materials and their behavior.
3. Evaluate semiconductor materials and technologies.
4. Select suitable materials for electrical engineering applications.
5. Identify right material for optical and optoelectronic applications

TEXT BOOKS:

1. Pradeep Fulay, "Electronic, Magnetic and Optical materials", CRC Press, Taylor and Francis, 2nd illustrated edition, 2017.
2. "R K Rajput", "A course in Electrical Engineering Materials", Laxmi Publications, 2009.

REFERENCE BOOKS:

1. T K Basak, "A course in Electrical Engineering Materials", New Age Science Publications, 2009
2. TTTI Madras, "Electrical Engineering Materials", McGraw Hill Education, 2004.
3. Adrianus J. Dekker, "Electrical Engineering Materials", PHI Publication, 2006.
4. S. P. Seth, P. V. Gupta "A course in Electrical Engineering Materials", Dhanpat Rai & amp; Sons, 2011.
5. C. Kittel, "Introduction to Solid State Physics", 7th Edition, John Wiley & amp; Sons, Singapore, (2006).

	PO1	PO2	PO3	PO4	PO5	PO6	PO7	PO8	PO9	PO10	PO11	PO12	PSO1	PSO2	PSO3
C01	3	2	2	3								2	2	2	1
C02	3	1	2	2								2	2	2	1
C03	3	2	1	2								2	2	2	1
CO4	3	2	1	2								2	2	2	2
CO5	3	2	2	2								2	2	2	1
Avg	3	1.8	1.6	2.2								2	2	2	1.2

OML353

NANOMATERIALS AND APPLICATIONS

L T P C
3 0 0 3

COURSE OBJECTIVES:

The main learning objective of this course is to prepare the students for:

- Understanding the evolution of nanomaterials in the scientific era and make them to understand different types of nanomaterials for the future engineering applications
- Gaining knowledge on dimensionality effects on different properties of nanomaterials
- Getting acquainted with the different processing techniques employed for fabricating nanomaterials
- Having knowledge on the different characterisation techniques employed to characterise the nanomaterials
- Acquiring knowledge on different applications of nanomaterials in different disciplines of engineering.

UNIT I NANOMATERIALS

9

Introduction, Classification: 0D, 1D, 2D, 3D nanomaterials and nano-composites, their mechanical, electrical, optical, magnetic properties; Nanomaterials versus bulk materials.

UNIT II THERMODYNAMICS & KINETICS OF NANOSTRUCTURED MATERIALS

9

Size and interface/interphase effects, interfacial thermodynamics, phase diagrams, diffusivity, grain growth, and thermal stability of nanomaterials.

UNIT III PROCESSING

9

Bottom-up and top-down approaches for the synthesis of nanomaterials, mechanical alloying, chemical routes, severe plastic deformation, and electrical wire explosion technique.

UNIT IV STRUCTURAL CHARACTERISTICS

9

Principles of emerging nanoscale X-ray techniques such as small angle X-ray scattering and X-ray absorption fine structure (XAFS), electron and neutron diffraction techniques and their application to nanomaterials; SPM, Nanoindentation, Grain size, phase formation, texture, stress analysis

UNIT V APPLICATIONS

9

Applications of nanoparticles, quantum dots, nanotubes, nanowires, nanocoatings; applications in electronic, electrical and medical industries

TOTAL: 45 PERIODS

COURSE OUTCOMES:

After completion of this course, the students will be able to

1. Evaluate nanomaterials and understand the different types of nanomaterials
2. Recognise the effects of dimensionality of materials on the properties
3. Process different nanomaterials and use them in engineering applications
4. Use appropriate techniques for characterising nanomaterials

- Identify and use different nanomaterials for applications in different engineering fields.

TEXT BOOKS:

- Bhusan, Bharat (Ed), "Springer Handbook of Nanotechnology", 2nd edition, 2007.
- Carl C. Koch (ed.), NANOSTRUCTURED MATERIALS, Processing, Properties and Potential Applications, NOYES PUBLICATIONS, Norwich, New York, U.S.A.

REFERENCES:

- Poole C.P, and Owens F.J., Introduction to Nanotechnology, John Wiley 2003
- Nalwa H.S., Encyclopedia of Nanoscience and Nanotechnology, American Scientific Publishers 2004
- Zehetbauer M.J. and Zhu Y.T., Bulk Nanostructured Materials, Wiley 2008
- Wang Z.L., Characterization of Nanophase Materials, Wiley 2000
- Gutkin Y., Ovid'ko I.A. and Gutkin M., Plastic Deformation in Nanocrystalline Materials, Springer 2004

	PO1	PO2	PO3	PO4	PO5	PO6	PO7	PO8	PO9	PO 10	PO 11	PO 12	PSO 1	PSO 2	PSO 3
C01	2	2	2	3								2	1	2	
C02	3	1	2	2								2	2	2	1
C03	3	2	1	2								2	2	2	
CO4	3	1		2								2	2	2	2
CO5	3	2	2	2								2	2	2	1
Avg	2.8	1.6	1.7	2.2								2	1.8	2	1.3

OMR353

SENSORS

**L T P C
3 0 0 3**

COURSE OBJECTIVES:

- To learn the various types of sensors, transducers, sensor output signal types, calibration techniques, formulation of system equation and its characteristics.
- To understand basic working principle, construction, Application and characteristics of displacement, speed and ranging sensors.
- To understand and analyze the working principle, construction, application and characteristics of force, magnetic and heading sensors.
- To learn and analyze the working principle, construction, application and characteristics of optical, pressure, temperature and other sensors.
- To familiarize students with different signal conditioning circuits design and data acquisition system.

UNIT – I SENSOR CLASSIFICATION, CHARACTERISTICS AND SIGNAL TYPES 9

Basics of Measurement – Classification of Errors – Error Analysis – Static and Dynamic Characteristics of Transducers – Performance Measures of Sensors – Classification of Sensors – Sensor Calibration Techniques – Sensor Outputs - Signal Types - Analog and Digital Signals, PWM and PPM.

UNIT – II DISPLACEMENT, PROXIMITY AND RANGING SENSORS 9

Displacement Sensors – Brush Encoders - Potentiometers, Resolver, Encoders – Optical, Magnetic, Inductive, Capacitive, LVDT – RVDT – Synchro – Microsyn, Accelerometer – Range Sensors - Ultrasonic Ranging - Reflective Beacons - Laser Range Sensor (LIDAR) – GPS - RF Beacons.

UNIT – III FORCE, MAGNETIC AND HEADING SENSORS 9

Strain Gage – Types, Working, Advantage, Limitation, and Applications: Load Measurement – Force and Torque Measurement - Magnetic Sensors – Types, Principle, Advantage, Limitation, and Applications - Magneto Resistive – Hall Effect, Eddy Current Sensor - Heading Sensors – Compass, Gyroscope and Inclinometers.

UNIT – IV OPTICAL, PRESSURE, TEMPERATURE AND OTHER SENSORS 9

Photo Conductive Cell, Photo Voltaic, Photo Resistive, LDR – Fiber Optic Sensors – Pressure – Diaphragm – Bellows - Piezoelectric - Piezo-resistive - Acoustic, Temperature – IC, Thermistor, RTD, Thermocouple – Non Contact Sensor - Chemical Sensors - MEMS Sensors - Smart Sensors.

UNIT – V SIGNAL CONDITIONING 9

Need for Signal Conditioning – Resistive, Inductive and Capacitive Bridges for Measurement - DC and AC Signal Conditioning - Voltage, Current, Power and Instrumentation Amplifiers – Filter and Isolation Circuits – Fundamentals of Data Acquisition System

TOTAL: 45 PERIODS**COURSE OUTCOMES**

Upon successful completion of the course, students should be able to:

CO1: Understand various sensor effects, sensor characteristics, signal types, calibration methods and obtain transfer function and empirical relation of sensors. They can also analyze the sensor response.

CO2: Analyze and select suitable sensor for displacement, proximity and range measurement.

CO3: Analyze and select suitable sensor for force, magnetic field, speed, position and direction measurement.

CO4: Analyze and Select suitable sensor for light detection, pressure and temperature measurement and also familiar with other miniaturized smart sensors.

CO5: Select and design suitable signal conditioning circuit with proper compensation and linearizing element based on sensor output signal.

Mapping of COs with POs and PSOs															
COs/POs & PSOs	POs												PSOs		
	1	2	3	4	5	6	7	8	9	10	11	12	1	2	3
CO1	3	3	2								1	2	3	2	1
CO2	3	3	2	1	1	1					1	2	3	2	1
CO3	3	3	2	1	1	1					1	2	3	2	1
CO4	3	3	2	1	1	1					1	2	3	2	1
CO5	3	3	2	1	1	1					1	2	3	2	1
CO/PO & PSO Average	3	3	2	0.8	0.8	0.8					0.8	2	3	2	1
1 – Slight, 2 – Moderate, 3 – Substantial															

TEXT BOOKS

1. Bolton W., "Mechatronics", Pearson Education, 6th Edition, 2015.
2. Ramesh S Gaonkar, "Microprocessor Architecture, Programming, and Applications with the 8085", Penram International Publishing Private Limited, 6th Edition, 2013.

REFERENCES

1. Bradley D.A., Dawson D., Buru N.C. and Loader A.J., "Mechatronics", Chapman and Hall, 1993.
2. Davis G. Alciatore and Michael B. Hstand, "Introduction to Mechatronics and Measurement systems", McGraw Hill Education, 2011.
3. Devadas Shetty and Richard A. Kolk, "Mechatronics Systems Design", Cengage Learning, 2010.

4. Nitaigour Premchand Mahalik, "Mechatronics Principles, Concepts and Applications", McGraw Hill Education, 2015.
5. Smaili. A and Mrad. F, "Mechatronics Integrated Technologies for Intelligent Machines", Oxford University Press, 2007.

ORA352	CONCEPTS IN MOBILE ROBOTS	L	T	P	C
		3	0	0	3

COURSE OBJECTIVES

1. To introduce mobile robotic technology and its types in detail.
2. To learn the kinematics of wheeled and legged robot.
3. To familiarize the intelligence into the mobile robots using various sensors.
4. To acquaint the localization strategies and mapping technique for mobile robot.
5. To aware the collaborative mobile robotics in task planning, navigation and intelligence.

UNIT – I INTRODUCTION TO MOBILE ROBOTICS 9

Introduction – Locomotion of the Robots – Key Issues on Locomotion – Legged Mobile Robots – Configurations and Stability – Wheeled Mobile Robots – Design Space and Mobility Issues – Unmanned Aerial and Underwater Vehicles

UNIT – II KINEMATICS 9

Kinematic Models – Representation of Robot – Forward Kinematics – Wheel and Robot Constraints – Degree of Mobility and Steerability – **Manoeuvrability** – Workspace – Degrees of Freedom – Path and Trajectory Considerations – Motion Controls - Holonomic Robots

UNIT – III PERCEPTION 9

Sensor for Mobile Robots – Classification and Performance Characterization – Wheel/Motor Sensors – Heading Sensors - Ground-Based Beacons - Active Ranging - Motion/Speed Sensors – Camera - Visual Appearance based Feature Extraction.

UNIT – IV LOCALIZATION 9

Localization Based Navigation Versus Programmed Solutions - Map Representation - Continuous Representations - Decomposition Strategies - Probabilistic Map-Based Localization - Landmark-Based Navigation - Globally Unique Localization - Positioning Beacon Systems - Route-Based Localization - Autonomous Map Building - Simultaneous Localization and Mapping (SLAM).

UNIT – V PLANNING, NAVIGATION AND COLLABORATIVE ROBOTS 9

Introduction - Competences for Navigation: Planning and Reacting - Path Planning - Obstacle Avoidance - Navigation Architectures - Control Localization - Techniques for Decomposition - Case Studies – Collaborative Robots – Swarm Robots.

TOTAL: 45 PERIODS

COURSE OUTCOMES:

Upon completion of this course, the students will be able to:

CO1: Evaluate the appropriate mobile robots for the desired application.

CO2: Create the kinematics for given wheeled and legged robot.

CO3: Analyse the sensors for the intelligence of mobile robotics.

CO4: Create the localization strategies and mapping technique for mobile robot.

CO5: Create the collaborative mobile robotics for planning, navigation and intelligence for desired applications.

TEXTBOOK

1. Roland Siegwart and IllahR.Nourbakish, "Introduction to Autonomous Mobile Robots" MIT Press, Cambridge, 2004.

REFERENCES:

1. Dragomir N. Nenchev, Atsushi Konno, TeppeiTsujiita, "Humanoid Robots: Modelling and Control", Butterworth-Heinemann, 2018
2. MohantaJagadish Chandra, "Introduction to Mobile Robots Navigation", LAP Lambert Academic Publishing, 2015.
3. Peter Corke, "Robotics, Vision and Control", Springer, 2017.
4. Ulrich Nehmzow, "Mobile Robotics: A Practical Introduction", Springer, 2003.
5. Xiao Qi Chen, Y.Q. Chen and J.G. Chase, "Mobile Robots - State of the Art in Land, Sea, Air, and Collaborative Missions", Intec Press, 2009.
6. Alonzo Kelly, Mobile Robotics: Mathematics, Models, and Methods, Cambridge University Press, 2013, ISBN: 978-1107031159.

MV3501

MARINE PROPULSION

L T P C
3 0 0 3

COURSE OBJECTIVES:

1. To impart knowledge on basics of propulsion system and ship dynamic movements
2. To educate them on basic layout and propulsion equipment's
3. To impart basic knowledge on performance of the ship
4. To impart basic knowledge on Ship propeller and its types
5. To impart knowledge on ship rudder and its types

UNIT I BASICS SHIP PROPULSION SYSTEM AND EQUIPMENTS

9

law of floatation - Basics principle of propulsion- Earlier methods of propulsion- ship propulsion machinery- boiler, Marine steam engine, diesel engine, ship power transmission system, ship dynamic structure, Marine propulsion equipment - shaft tunnel, Intermediate shaft and bearing, stern tube, stern tube sealing etc. degree of freedom, Modern propelling methods- water jet propulsion , screw propulsion.

UNIT II SHIPS MOVEMENTS AND SHIP STABILIZATION

9

Thrust augmented devices, Ship hull, modern ship propulsion design, bow thruster – Advantages, various methods to stabilize the ship- passive and active stabilizer, fin stabilizer, bilge keel - stabilizing and securing ship in port- effect of tides on ship – effect of river water and sea water sailing vessel, Load line and load line of marking- draught markings.

UNIT III SHIPS SPEED AND ITS PERFORMANCE

9

Ship propulsion factors, factors affecting ships speed, various velocities of ship, hull drag, effects of fouling on ships hull, ship wake, relation between powers, Fuel consumption of ship, cavitations - effects of cavitation's, ship turning radius.

UNIT IV BASICS OF PROPELLER

9

Propeller dimension, Propeller and its types – fixed propeller, control pitch propeller, kort nozzle, ducted propeller, voith schneider, Parts of propeller, 3 blade - 5 blade - 6 blade propellers and its advantages, propeller boss hub, crown nut, propeller skew, pitch of propeller - Thrust creation by propeller. Propeller Material – Propeller balancing- static and dynamic.

UNIT V BASICS OF RUDDER**9**

Rudder dimension, Area of rudder and its design, Rudder arrangements, Rudder fittings- Rudder pintle - Rudder types- Balanced rudder, semi balanced rudder, Spade rudder, merits and demerits of various types of rudders, Propeller and rudder interaction, Rudder stopper, movement of rudders, Basic construction of Rudder

TOTAL: 45 PERIODS**COURSE OUTCOMES:**

Upon successful completion of the course, students should be able to:

- CO1: Explain the basics of propulsion system and ship dynamic movements
 CO2: Familiarize with various components assisting ship stabilization.
 CO3: Demonstrate the performance of the ship.
 CO4: Classify the Propeller and its types, Materials etc.
 CO5: Categories the Rudder and its types, design criteria of rudder.

TEXT BOOKS:

1. GP. Ghose, "Basic Ship propulsion", 2015
2. E.A. Stokoe "Reeds Ship construction for marine engineers", Vol. 5, 2010
3. E.A. Stokoe, "Reeds Naval architecture for the marine engineers", 4th Edition, 2009

REFERENCES BOOKS:

1. DJ Eyers and GJ Bruse, "Ship Construction", 7th Edition, 2006.
2. KJ Rawson and EC Tupper, "Basic Ship theory I" Vol. 1, 5th Edition, 2001.

MAPPING OF COS AND POS:

CO	PO												PSO			
	PO 1	PO 2	PO 3	PO 4	PO 5	PO 6	PO 7	PO 8	PO 9	PO1 0	PO1 1	PO1 2	PS O1	PS O2	PS O3	PS O4
1	1	1	1	1	1						1	1		1		1
2	1	1	1											1		1
3	1			1	1				1	1	1		1	1		1
4	1		1	1										1		1
5	1		1	1										1		1
Av g	5/5 =1	2/2 =1	4/4 =1	4/4 =1	2/2 =1				1/1 =1	1/1= 1	2/2= 1	1/1= 1	1/1= 1	5/5= 1		5/5= 1

OMV351**MARINE MERCHANT VESSELS****L T P C
3 0 0 3****OBJECTIVES:**

At the end of the course, students are expected to acquire

1. Knowledge on basics of Hydrostatics
2. Familiarization on types of merchant ships
3. Knowledge on Shipbuilding Materials
4. Knowledge on marine propeller and rudder
5. Awareness on governing bodies in shipping industry

UNIT I INTRODUCTION TO HYDROSTATICS**9**

Archimedes Principle- Laws of floatation- Meta centre - stability of floating and submerged bodies- Density, relative density - Displacement -Pressure -centre of pressure.

UNIT II TYPES OF SHIP**10**

General cargo ship - Refrigerated cargo ships - Container ships - Roll-on Roll-off ships - Oil tankers- Bulk carriers - Liquefied Natural Gas carriers - Liquefied Petroleum Gas carriers - Chemical tankers - Passenger ships

UNIT III SHIPBUILDING MATERIALS**9**

Types of Steels used in Shipbuilding - High tensile steels, Corrosion resistant steels, Steel

sandwich panels, Steel castings, Steel forgings - Other shipbuilding materials, Aluminium alloys, Aluminium alloy sandwich panels, Fire protection especially for Aluminium Alloys, Fiber Reinforced Composites

UNIT IV MARINE PROPELLER AND RUDDER 8

Types of rudder, construction of Rudder-Types of Propeller, Propeller material-Cavitations and its effects on propeller

UNIT V GOVERNING BODIES FOR SHIPPING INDUSTRY 9

Role of **IMO** (International Maritime Organization), **SOLAS** (International Convention for the Safety of Life at Sea), **MARPOL** (International Convention for the Prevention of Pollution from Ships) , **MLC** (Maritime Labour Convention), **STCW 2010** (International Convention on Standards of Training, Certification and Watch keeping for Seafarers), Classification societies Administration authorities

TOTAL: 45 PERIODS

OUTCOMES:

Upon completion of this course, students would

1. **Acquire Knowledge on floatation of ships**
2. **Acquire Knowledge on features of various ships**
3. Acquire Knowledge of Shipbuilding Materials
4. Acquire Knowledge to identify the different types of marine propeller and rudder
5. Understand the Roles and responsibilities of governing bodies

TEXT BOOKS:

1. D.J.Eyres, "Ship Constructions", Seventh Edition, Butter Worth Heinemann Publishing, USA,2015
2. Dr.DA Taylor, "Merchant Ship Naval Architecture" I. Mar EST publications, 2006
3. EA Stokoe, E.A, "Naval Architecture for Marine Engineers", Vol.4, Reeds Publications,2000

REFERENCES:

1. Kemp & Young "Ship Construction Sketches & Notes", Butter Worth Heinemann Publishing,USA, 2011
2. MARPOL Consolidated Edition , Bhandakar Publications, 2018
3. SOLAS Consolidated Edition , Bhandakar Publications, 2016

OMV352

ELEMENTS OF MARINE ENGINEERING

**L T P C
3 0 0 3**

OBJECTIVES:

At the end of the course, students are expected to

1. Understand the role of Marine machinery systems
2. Be familiar with Marine propulsion machinery system
3. Acquaint with Marine Auxiliary machinery system
4. Have acquired basics of Marine Auxiliary boiler system
5. Be aware of ship propellers and steering system

UNIT I ELEMENTARY KNOWLEDGE ON MARINE MACHINERY SYSTEMS 9

Marine Engineering Terminologies, Parts of Ship, Introduction to Machinery systems on board ships – Propulsion Machinery system, Electricity Generator system, Steering gear system, Air compressors & Air reservoirs, Fuel oil and Lubricating Oil Purifiers, Marine Boiler systems

UNIT II MARINE PROPULSION MACHINERY SYSTEM 9

Two stroke Large Marine slow speed Diesel Engine – General Construction, Basic knowledge of Air starting and reversing mechanism, Cylinder lubrication oil system, Main lubricating oil system and cooling water system

UNIT III MARINE AUXILIARY MACHINERY SYSTEM 9

Four stroke medium speed Diesel engine – General Construction, Inline, V-type arrangement of engine, Difference between slow speed and medium speed engines – advantages, limitations and applications

UNIT IV MARINE BOILER SYSTEM 9

Types of Boiler – Difference between Water tube boiler and Fire tube boiler, Need for boiler on board ships, Uses of steam, Advantages of using steam as working medium, Boiler mountings and accessories – importance of mountings, need for accessories

UNIT V SHIP PROPELLERS AND STEERING MECHANISM 9

Importance of Propellor and Steering gear, Types of propellers - Fixed pitch propellers, Controllable pitch propellers, Water jet propellers, Steering gear systems - 2-Ram and 4 Ram steering gear, Electric steering gear

TOTAL: 45 PERIODS

OUTCOMES:

At the end of the course, students should able to,

1. Distinguish the role of various marine machinery systems
2. Relate the components of marine propulsion machinery system
3. Explain the importance of marine auxiliary machinery system
4. Acquire knowledge of marine boiler system
5. Understand the importance of ship propellers and steering system

TEXT BOOKS:

1. Taylor, "Introduction to Marine engineering", Revised Second Edition, Butterworth Heinemann, London, 2011
2. J.K.Dhar, "Basic Marine Engineering", Tenth Edition, G-Maritime Publications, Mumbai, 2011
3. K.Ramaraj, "Text book on Marine Engineering", Eswar Press, Chennai, 2018

REFERENCES:

1. Alan L.Rowen, "Introduction to Practical Marine Engineering, Volume 1&2, The Institute of Marine Engineers (India), Mumbai, 2006
2. A.S.Tambwekar, "Naval Architecture and Ship Construction", The Institute of Marine Engineers (India), Mumbai, 2015

CRA332

DRONE TECHNOLOGIES

L	T	P	C
3	0	0	3

COURSE OBJECTIVES:

1. To understand the basics of drone concepts
2. To learn and understand the fundamentals of design, fabrication and programming of drone
3. To impart the knowledge of an flying and operation of drone
4. To know about the various applications of drone
5. To understand the safety risks and guidelines of fly safely

UNIT – I INTRODUCTION TO DRONE TECHNOLOGY 9

Drone Concept - Vocabulary Terminology- History of drone - Types of current generation of drones based on their method of propulsion- Drone technology impact on the businesses- Drone business through entrepreneurship- Opportunities/applications for entrepreneurship and employability

UNIT – II DRONE DESIGN, FABRICATION AND PROGRAMMING 9

Classifications of the UAV -Overview of the main drone parts- Technical characteristics of the parts -Function of the component parts -Assembling a drone- The energy sources- Level of autonomy- Drones configurations -The methods of programming drone- Download program - Install program on computer- Running Programs- Multi rotor stabilization- Flight modes -Wi-Fi connection.

UNIT – III DRONE FLYING AND OPERATION 9

Concept of operation for drone -Flight modes- Operate a small drone in a controlled environment- Drone controls Flight operations –management tool –Sensors-Onboard storage capacity -Removable storage devices- Linked mobile devices and applications

UNIT – IV DRONE COMMERCIAL APPLICATIONS 9

Choosing a drone based on the application -Drones in the insurance sector- Drones in delivering mail, parcels and other cargo- Drones in agriculture- Drones in inspection of transmission lines and power distribution -Drones in filming and panoramic picturing

UNIT – V FUTURE DRONES AND SAFETY 9

The safety risks- Guidelines to fly safely -Specific aviation regulation and standardization- Drone license- Miniaturization of drones- Increasing autonomy of drones -The use of drones in swarms

TOTAL: 45 PERIODS**COURSE OUTCOMES**

Upon successful completion of the course, students should be able to:

CO1: Know about a various type of drone technology, drone fabrication and programming.

CO2: Execute the suitable operating procedures for functioning a drone

CO3: Select appropriate sensors and actuators for Drones

CO4: Develop a drone mechanism for specific applications

CO5: Create the programs for various drones

CO-PO MAPPING:

Mapping of COs with POs and PSOs															
COs/Pos&P SOs	POs												PSOs		
	1	2	3	4	5	6	7	8	9	10	11	12	1	2	3
CO1	1	2	3	1	3	2						1	2	1	3
CO2	1	2	3	1	3	2						1	2	1	3
CO3	1	2	3	1	3	2						1	2	1	3
CO4	1	2	3	1	3	2						1	2	1	3
CO5	1	2	3	1	3	2						1	2	1	3
CO/PO & PSO Average	1	2	3	1	3	2						1	2	1	3
1 – Slight, 2 – Moderate, 3 – Substantial															

TEXT BOOKS

1. Daniel Tal and John Altschuld, "Drone Technology in Architecture, Engineering and Construction: A Strategic Guide to Unmanned Aerial Vehicle Operation and Implementation", 2021 John Wiley & Sons, Inc.

2. Terry Kilby and Belinda Kilby, "Make: Getting Started with Drones ", Maker Media, Inc, 2016

REFERENCES

1. John Baichtal, "Building Your Own Drones: A Beginners' Guide to Drones, UAVs, and ROVs", Que Publishing, 2016
2. Završnik, "Drones and Unmanned Aerial Systems: Legal and Social Implications for Security and Surveillance", Springer, 2018.

OGI352

GEOGRAPHICAL INFORMATION SYSTEM

L T P C

3 0 0 3

OBJECTIVES:

- To impart the knowledge on basic components, data preparation and implementation of Geographical Information System.

UNIT I FUNDAMENTALS OF GIS

9

Introduction to GIS - Basic spatial concepts - Coordinate Systems - GIS and Information Systems – Definitions – History of GIS - Components of a GIS – Hardware, Software, Data, People, Methods – Proprietary and open source Software - Types of data – Spatial, Attribute data- types of attributes – scales/ levels of measurements.

UNIT II SPATIAL DATA MODELS

9

Database Structures – Relational, Object Oriented – Entities – ER diagram - data models - conceptual, logical and physical models - spatial data models – Raster Data Structures – Raster Data Compression - Vector Data Structures - Raster vs Vector Models- TIN and GRID data models.

UNIT III DATA INPUT AND TOPOLOGY

9

Scanner - Raster Data Input – Raster Data File Formats – Georeferencing – Vector Data Input – Digitizer – Datum Projection and reprojection -Coordinate Transformation – Topology - Adjacency, connectivity and containment – Topological Consistency – Non topological file formats - Attribute Data linking – Linking External Databases – GPS Data Integration

UNIT IV DATA QUALITY AND STANDARDS

9

Data quality - Basic aspects - completeness, logical consistency, positional accuracy, temporal accuracy, thematic accuracy and lineage – Metadata – GIS Standards –Interoperability - OGC - Spatial Data Infrastructure

UNIT V DATA MANAGEMENT AND OUTPUT

9

Import/Export – Data Management functions- Raster to Vector and Vector to Raster Conversion - Data Output - Map Compilation – Chart/Graphs – Multimedia – Enterprise Vs. Desktop GIS- distributed GIS.

TOTAL:45 PERIODS

COURSE OUTCOMES:

- On completion of the course, the student is expected to
- CO1** Have basic idea about the fundamentals of GIS.
- CO2** Understand the types of data models.
- CO3** Get knowledge about data input and topology
- CO4** Gain knowledge on data quality and standards
- CO5** Understand data management functions and data output

TEXTBOOKS:

1. Kang - Tsung Chang, Introduction to Geographic Information Systems, McGraw Hill Publishing, 2nd Edition, 2011.
2. Ian Heywood, Sarah Cornelius, Steve Carver, Srinivasa Raju, "An Introduction Geographical Information Systems, Pearson Education, 2nd Edition, 2007.

REFERENCES:

1. Lo. C. P., Albert K.W. Yeung, Concepts and Techniques of Geographic Information Systems, Prentice-Hall India Publishers, 2006

CO – PO – PSO MAPPING: GEOGRAPHIC INFORMATION SYSTEM

PO	Graduate Attribute	Course Outcome					Average
		CO1	CO2	CO3	CO4	CO5	
PO1	Engineering Knowledge	3	3	3	3	3	3
PO2	Problem Analysis				3	3	3
PO3	Design/Development of Solutions			3	3	3	3
PO4	Conduct Investigations of Complex Problems			3	3	3	3
PO5	Modern Tool Usage		3		3	3	3
PO6	The Engineer and Society						
PO 7	Environment and Sustainability						
PO 8	Ethics						
PO 9	Individual and Team Work						
PO 10	Communication						
PO 11	Project Management and Finance						
PO 12	Life-long Learning						
PSO 1	Knowledge of Geoinformatics discipline	3	3	3	3	3	3
PSO 2	Critical analysis of Geoinformatics Engineering problems and innovations	3	3	3	3	3	3
PSO 3	Conceptualization and evaluation of Design solutions	3	3	3	3	3	3

OAI352**AGRICULTURE ENTREPRENEURSHIP DEVELOPMENT****L T P C
3 0 0 3****OBJECTIVES**

- To introduce the importance of Agri-business management, its characteristics and principles
- To impart knowledge on the functional areas of Agri-business like Marketing management, Product pricing methods and Market potential assessment.

UNIT I ENTREPRENEURIAL ENVIRONMENT IN INDIAN CONTEXT**9**

Entrepreneur Development(ED): Concept of entrepreneur and entrepreneurship assessing overall business environment in Indian economy- Entrepreneurial and managerial characteristics- Entrepreneurship development programmers (EDP)-Generation incubation and commercialization of ideas and innovations- Motivation and entrepreneurship development- Globalization and the emerging business entrepreneurial environment.

UNIT II AGRIBUSINESS IN GLOBAL ARENA: LEGAL PERSPECTIVE 9

Importance of agribusiness in Indian economy - International trade-WTO agreements- Provisions related to agreements in agricultural and food commodities - Agreements on Agriculture (AOA)- Domestic supply, market access, export subsidies agreements on sanitary and phyto-sanitary (SPS) measures, Trade related intellectual property rights (TRIPS).

UNIT III ENTREPRENEURSHIP MANAGEMENT: FINANCIAL PERSPECTIVE 9

Entrepreneurship - Essence of managerial Knowledge -Management functions- Planning-organizing-Directing-Motivation-ordering-leading-supervision- communication and control-Understanding Financial Aspects of Business - Importance of financial statements-liquidity ratios-leverage ratios, coverage ratios-turnover ratios-Profitability ratios. Agro-based industries-Project-Project cycle-Project appraisal and evaluation techniques-undiscounted measures-Payback period-proceeds per rupee of outlay, Discounted measures-Net Present Value (NPV)-Benefit-Cost Ratio(BCR)-Internal Rate of Return(IRR)-Net benefit investment ratio(N/K ratio)-sensitivity analysis.

UNIT IV ENTREPRENEURIAL OPPORTUNITIES: ECONOMIC GROWTH 9
PERSPECTIVE

Managing an enterprise: Importance of planning, budgeting, monitoring evaluation and follow-up managing competition. Role of ED in economic development of a country- Overview of Indian social, political system and their implications for decision making by individual entrepreneurs- Economic system and its implication for decision making by individual entrepreneurs.

UNIT V ENTREPRENEURIAL PROMOTION MEASURES AND GOVERNMENT 9
SUPPORT

Social responsibility of business. Morals and ethics in enterprise management- SWOT analysis- Government schemes and incentives for promotions of entrepreneurship. Government policy on small and medium enterprises (SMEs)/SSIs/MSME sectors- Venture capital (VC), contract framing (CF) and Joint Venture (JV), public-private partnerships (PPP) - overview of agricultural engineering industry, characteristics of Indian farm machinery industry.

TOTAL: 45 PERIODS

COURSE OUTCOMES

1. Judge about agricultural finance, banking and cooperation
2. Evaluate basic concepts, principles and functions of financial management
3. Improve the skills on basic banking and insurance schemes available to customers
4. Analyze various financial data for efficient farm management
5. Identify the financial institutions

TEXT BOOKS

1. Joseph L. Massie, 1995, "Essentials of Management", prentice Hall of India Pvt limited, New Delhi
2. Khanka S, 1999, Entrepreneurial Development, S, Chand and Co, New Delhi
3. Mohanty S K, 2007, Fundamentals of Entrepreneurship, Prentice Hall India, New Delhi.

REFERENCES

1. Harih S B, Conner U J and Schwab G D, 1981, Management of the Farm Business, Prentice Hall Inc, New Jersey
2. Omri Ralins, N.1980, Introduction to Agricultural: Prentice Hall Inc, New Jersey
3. Gittenger Price, 1989, Economic Analysis of Agricultural project, John Hopkins University, Press, London.
4. Thomas W Zimmer and Norman M Scarborough, 1996, Entrepreneurship, Prentice Hall, New Jersey.
5. Mar J Dollinger, 1999, Entrepreneurship strategies and resources, Prentice –Hall, Upper Saddal Rover, New Jersey.

CO-PO MAPPING

PO/PSO		CO1	CO2	CO3	CO4	CO5	Overall correlation of COs with POs
PO1	Engineering Knowledge	1	2	1	1	1	2
PO2	Problem Analysis	2	1	1	1	2	1
PO3	Design/ Development of Solutions	1	1	1	2	1	2
PO4	Conduct Investigations of Complex Problems	1	1	2	1	1	1
PO5	Modern Tool Usage	2	1	1	1	1	2
PO6	The Engineer and Society	1	2	1	2	1	1
PO7	Environment and sustainability	1	1	2	1	1	1
PO8	Ethics	1	2	1	1	1	1
PO9	Individual and team work:	1	1	1	2	1	1
PO10	Communication	1	1	1	1	2	1
PO11	Project management and finance	1	1	2	1	1	1
PO12	Life-long learning:	1	2	1	1	1	2
PSO1	To make expertise in design and engineering problem solving approach in agriculture with proper knowledge and skill	1	2	1	1	1	1
PSO2	To enhance students ability to formulate solutions to real-world problems pertaining to sustained agricultural productivity using modern technologies.	1	1	2	1	1	1
PSO3	To inculcate entrepreneurial skills through strong Industry-Institution linkage.	1	2	1	1	2	1

OEN352**BIODIVERSITY CONSERVATION****L T P C
3 0 0 3****OBJECTIVE:**

The identification of different aspects of biological diversity and conservation techniques.

UNIT I INTRODUCTION**9**

Concept of Species, Variation; Introduction to Major Plant Groups; Evolutionary relationships between Plant Groups; Nomenclature and History of plant taxonomy; Systems of Classification and their Application; Study of Plant Groups; Study of Identification Characters; Study of important families of Angiosperms; Plant Diversity Application.

UNIT II INTRODUCTION TO ANIMAL DIVERSITY AND TAXONOMY**9**

Principles and Rules of Taxonomy; ICZN Rules, Animal Study Techniques; Concepts of Taxon, Categories, Holotype, Paratype, Topotype etc; Classification of Animal kingdom, Invertebrates, Vertebrates, Evolutionary relationships between Animal Groups.

UNIT III MICROBIAL DIVERSITY**9**

Microbes and Earth History, Magnitude, Occurrence and Distribution. Concept of Species, Criteria for Classification, Outline Classification of Microorganisms (Bacteria, Viruses and Protozoa);

Criteria for Classification and Identification of Fungi; Chemical and Biochemical Methods of Microbial Diversity Analysis

UNIT IV MEGA DIVERSITY

9

Biodiversity Hot-spots, Floristic and Faunal Regions in India and World; IUCN Red List; Factors affecting Diversity, Impact of Exotic Species and Human Disturbance on Diversity, Dispersal, Diversity-Stability Relationship; Socio- economic Issues of Biodiversity; Sustainable Utilization of Bioresources; National Movements and International Convention/Treaties on Biodiversity.

UNIT V CONSERVATIONS OF BIODIVERSITY

9

In-Situ Conservation- National parks, Wildlife sanctuaries, Biosphere reserves; Ex-situ conservation- Gene bank, Cryopreservation, Tissue culture bank; Long term captive breeding, Botanical gardens, Animal Translocation, Zoological Gardens; Concept of Keystone Species, Endangered Species, Threatened Species, Rare Species, Extinct Species

TOTAL: 45 PERIODS

TEXT BOOKS:

1. A textbook of Botany: Angiosperms- Taxonomy, Anatomy, Economic Botany & Embryology. S. Chand, Limited, Pandey, B. P. January 2001
2. Principles of Systematic Zoology, Mcgraw-Hill College, Ashlock, P.D., Latest Edition.
3. Microbiology, MacGraw Hill Companies Inc, Prescott, L.M., Harley, J.P., and Klein D.A. (2022).
4. Microbiology, Pearson Publisher, Gerard J. Tortora, Berdell R. Funke, Christine L. Case, 13th Edition 2019

REFERENCES:

1. Ecological Census Technique: A Handbook, Cambridge University Press, Sutherland, W.
2. Encyclopedia of Biodiversity, Academic Press, Simonson Asher Levin.

OUTCOMES

Upon successful completion of this course, students will:

- CO1: An insight into the structure and function of diversity for ecosystem stability.
- CO2: Understand the concept of animal diversity and taxonomy
- CO3: Understand socio-economic issues pertaining to biodiversity
- CO4: An understanding of biodiversity in community resource management.
- CO5: Student can apply fundamental knowledge of biodiversity conservation to solve problems associated with infrastructure development.

CO's- PO's & PSO's MAPPING

CO's	PO's												PSO's		
	1	2	3	4	5	6	7	8	9	10	11	12	1	2	3
1		2						2		2			2	2	
2		2		2	2	2							3	2	
3				2		2							3	2	3
4	3	2			2			2	2	2	2		3	2	3
5		2	3	2			1					1		2	
Avg.	3	2	3	2	2	2	1	2	2	2	2	1	3	2	3

1.low, 2-medium, 3-high, '-'- no correlation

Note: The average value of this course to be used for program articulation matrix.

OBJECTIVES

- To impart knowledge on various representations of systems.
- To familiarize time response analysis of LTI systems and steady state error.
- To analyze the frequency responses and stability of the systems
- To analyze the stability of linear systems in frequency domain and time domain
- To develop linear models mainly state variable model and transfer function model

UNIT I MATHEMATICAL MODELS OF PHYSICAL SYSTEMS 9

Definition & classification of system – terminology & structure of feedback control theory – Analogous systems - Physical system representation by Differential equations – Block diagram reduction–Signal flow graphs.

UNIT II TIME RESPONSE ANALYSIS & ROOT LOCUS TECHNIQUE 9

Standard test signals – Steady state error & error constants – Time Response of I and II order system–Root locus–Rules for sketching root loci.

UNIT III FREQUENCY RESPONSE ANALYSIS 9

Correlation between Time & Frequency response – Polar plots – Bode Plots – Determination of Transfer Function from Bode plot.

UNIT IV STABILITY CONCEPTS & ANALYSIS 9

Concept of stability – Necessary condition – RH criterion – Relative stability – Nyquist stability criterion – Stability from Bode plot – Relative stability from Nyquist & Bode – Closed loop frequency response.

UNIT V STATE VARIABLE ANALYSIS 9

Concept of state – State Variable & State Model – State models for linear & continuous time systems–Solution of state & output equation–controllability & observability.

TOTAL : 45 PERIODS**OUTCOMES:**

Ability to

CO1: Design the basic mathematical model of physical System.

CO2: Analyze the time response analysis and techniques.

CO3: Analyze the transfer function from different plots.

CO4: Apply the stability concept in various criterion.

CO5: Assess the state models for linear and continuous Systems.

TEXTBOOKS

1. Farid Golnarghi, Benjamin C. Kuo, Automatic Control Systems Paper back McGraw Hill Education, 2018.
2. Katsuhiko Ogata, 'Modern Control Engineering', Pearson, 5th Edition 2015.
3. J. Nagrath and M. Gopal, Control Systems Engineering (Multi Colour Edition), New Age International, 2018.

REFERENCES

1. Richard C. Dorf and Robert H. Bishop, Modern Control Systems, Pearson Education, 2010.
2. Control System Dynamics" by Robert Clark, Cambridge University Press, 1996 USA.
3. John J. D'Azzo, Constantine H. Houpis and Stuart N. Sheldon, Linear Control System Analysis and Design, 5th Edition, CRC PRESS, 2003.
4. S. Palani, Control System Engineering, McGraw-Hill Education Private Limited, 2009.
5. Yaduvir Singh and S. Janardhanan, Modern Control, Cengage Learning, First Impression 2010.

	PO1	PO2	PO3	PO4	PO5	PO6	PO7	PO8	PO9	PO10	PO11	PO12	PSO1	PSO2	PSO3
CO1	3	3	3	2	2							2	3	3	3
CO2	3	3	2	3	1								3	3	3
CO3	3	3	3	2	2								3	3	3
CO4	3	3	3	2	2							2	3	3	3
CO5	3	3	3	1	1							1	3	3	3
													3	3	3

OEI354 INTRODUCTION TO INDUSTRIAL AUTOMATION SYSTEMS

**LT P C
3 0 03**

COURSE OBJECTIVES:

- To educate on design of signal conditioning circuits for various applications.
- To Introduce signal transmission techniques and their design.
- Study of components used in data acquisition systems interface techniques
- To educate on the components used in distributed control systems
- To introduce the communication buses used in automation industries.

UNIT I INTRODUCTION

9

Automation overview, Requirement of automation systems, Architecture of Industrial Automation system, Introduction of PLC and supervisory control and data acquisition (SCADA). Industrial bus systems : Modbus & Profibus

UNIT II AUTOMATION COMPONENTS

9

Sensors for temperature, pressure, force, displacement, speed, flow, level, humidity and pH measurement. Actuators, process control valves, power electronics devices DIAC, TRIAC, power MOSFET and IGBT. Introduction of DC and AC servo drives for motion control.

UNIT III COMPUTER AIDED MEASUREMENT AND CONTROL SYSTEMS

9

Role of computers in measurement and control, Elements of computer aided measurement and control, man-machine interface, computer aided process control hardware, process related interfaces, Communication and networking, Industrial communication systems, Data transfer techniques, Computer aided process control software, Computer based data acquisition system, Internet of things (IoT) for plant automation.

UNIT IV PROGRAMMABLE LOGIC CONTROLLERS

9

Programmable controllers, Programmable logic controllers, Analog digital input and output modules, PLC programming, Ladder diagram, Sequential flow chart, PLC Communication and networking, PLC selection, PLC Installation, Advantage of using PLC for Industrial automation, Application of PLC to process control industries.

UNIT V DISTRIBUTED CONTROL SYSTEM

9

Overview of DCS, DCS software configuration, DCS communication, DCS Supervisory Computer Tasks, DCS integration with PLC and Computers, Features of DCS, Advantages of DCS.

TOTAL:45 PERIODS

SKILL DEVELOPMENT ACTIVITIES (Group Seminar/Mini Project/Assignment/Content Preparation / Quiz/ Surprise Test / Solving GATE questions/ etc)

5

1. Market survey of the recent PLCs and comparison of their features.
2. Summarize the PLC standards
3. Familiarization of any one programming language (Ladder diagram/ Sequential Function Chart/ Function Block Diagram/ Equivalent open source software)

4. Market survey of Industrial Data Networks.

COURSE OUTCOMES:

Students able to

- CO1** Design a signal conditioning circuits for various application (L3).
- CO2** Acquire a detail knowledge on data acquisition system interface and DCS system (L2).
- CO3** Understand the basics and Importance of communication buses in applied automation Engineering (L2).
- CO4** Ability to design PLC Programmes by Applying Timer/Counter and Arithmetic and Logic Instructions Studied for Ladder Logic and Function Block.(L3)
- CO5** Able to develop a PLC logic for a specific application on real world problem. (L5)

TEXT BOOKS:

1. S.K.Singh, "Industrial Instrumentation", Tata Mcgraw Hill, 2nd edition companies,2003.
2. C D Johnson, "Process Control Instrumentation Technology", Prentice Hall India,8th Edition, 2006.
3. E.A.Parr, Newnes ,NewDelhi,"Industrial Control Handbook",3rd Edition, 2000.

REFERENCES:

1. John W. Webb and Ronald A. Reis, "Programmable Logic Controllers: Principles and Applications", 5th Edition, Prentice Hall Inc., New Jersey, 2003.
2. Frank D. Petruzella, "Programmable Logic Controllers", 5th Edition, McGraw- Hill, New York, 2016.
3. Krishna Kant, "Computer - Based Industrial Control", 2nd Edition, Prentice Hall, New Delhi, 2011.
4. Gary Dunning, Thomson Delmar,"Programmable Logic Controller", CeneageLearning, 3 rd Edition,2005.

List of Open Source Software/ Learning website:

1. <https://archive.nptel.ac.in/courses/108/105/108105062/>
2. <https://nptel.ac.in/courses/108105063>
3. <https://www.electrical4u.com/industrial-automation/>
4. <https://realpars.com/what-is-industrial-automation/>
5. <https://automationforum.co/what-is-industrial-automation-2/>

CO's- PO's & PSO's MAPPING

CO's	PO's												PSO's		
	1	2	3	4	5	6	7	8	9	10	11	12	1	2	3
CO1	3	2	2	2	1	1	-	1	-	1	-	1	1	-	1
CO2	3	1	1	-	1	-	-	1	-	1	-	-	1	-	1
CO3	3	-	1	-	1	-	-	1	-	1	-	-	1	-	1
CO4	3	3	3	3	1			1		1			1		1
CO5	3	3	3	3	1	1		1		1			1		1
AVg.	3	2.25	2	2.6	1	1	-	1	-	1	-	-	1	-	1

OFD354

FUNDAMENTALS OF FOOD ENGINEERING

**L T P C
3 0 0 3**

OBJECTIVES

The course aims to

- acquaint and equip the students with different techniques of measurement of engineering properties.

- make the students understand the nature of food constituents in the design of processing equipment

UNIT I

9

Engineering properties of food materials: physical, thermal, aerodynamic, mechanical, optical and electromagnetic properties.

UNIT II

9

Drying and dehydration: Basic drying theory, heat and mass transfer in drying, drying rate curves, calculation of drying times, dryer efficiencies; classification and selection of dryers; tray, vacuum, osmotic, fluidized bed, pneumatic, rotary, tunnel, trough, bin, belt, microwave, IR, heat pump and freeze dryers; dryers for liquid: Drum or roller dryer, spray dryer and foammat dryers

UNIT III

9

Size reduction: Benefits, classification, determination and designation of the fineness of ground material, sieve/screen analysis, principle and mechanisms of comminution of food, Rittinger's, Kick's and Bond's equations, work index, energy utilization; Size reduction equipment: Principal types, crushers (jaw crushers, gyratory, smooth roll), hammer mills and impactors, attrition mills, buhr mill, tumbling mills, tumbling mills, ultra fine grinders, fluid jet pulverizer, colloid mill, cutting machines (slicing, dicing, shredding, pulping)

UNIT IV

9

Mixing: theory of solids mixing, criteria of mixer effectiveness and mixing indices, rate of mixing, theory of liquid mixing, power requirement for liquids mixing; Mixing equipment: Mixers for low- or medium-viscosity liquids (paddle agitators, impeller agitators, powder-liquid contacting devices, other mixers), mixers for high viscosity liquids and pastes, mixers for dry powders and particulate solids.

UNIT V

9

Mechanical Separations: Theory, centrifugation, liquid-liquid centrifugation, liquid-solid centrifugation, clarifiers, desludging and decanting machine, Filtration: Theory of filtration, rate of filtration, pressure drop during filtration, applications, constant-rate filtration and constant-pressure filtration, derivation of equation; Filtration equipment; plate and frame filter press, rotary filters, centrifugal filters and air filters, filter aids, Membrane separation: General considerations, materials for membrane construction, ultra-filtration, microfiltration, concentration, polarization, processing variables, membrane fouling, applications of ultra-filtration in food processing, reverse osmosis, mode of operation, and applications; Membrane separation methods, demineralization by electro-dialysis, gel filtration, ion exchange, per-evaporation and osmotic dehydration.

TOTAL: 45 PERIODS

COURSE OUTCOMES:

At the end of the course the students will be able to

CO1 understand the importance of food polymers

CO2 understand the effect of various methods of processing on the structure and texture of food materials

CO3 understand the interaction of food constituents with respect to thermal, electrical properties to develop new technologies for processing and preservation.

TEXTBOOKS:

1. R.L. Earle. 2004. Unit Operations in Food Processing. The New Zealand Institute of Food Science & Technology, Nz. Warren L. McCabe, Julian Smith, Peter Harriott. 2004.
2. Unit Operations of Chemical Engineering, 7th Ed. McGraw-Hill, Inc., NY, USA. Christie John Geankoplis. 2003.
3. Transport Processes and Separation Process Principles (Includes Unit Operations), 4th Ed. Prentice-Hall, NY, USA.
4. George D. Saravacos and Athanasios E. Kostaropoulos. 2002. Handbook of Food Processing Equipment. Springer Science+Business Media, New York, USA.

5. J. F. Richardson, J. H. Harker and J. R. Backhurst. 2002. Coulson & Richardson's Chemical Engineering, Vol. 2, Particle Technology and Separation Processes, 5th Ed.

OFD355

FOOD SAFETY AND QUALITY REGULATIONS

L T P C

3 0 0 3

OBJECTIVES:

- To characterize different type of food hazards, physical, chemical and biological in the industry and food service establishments
- To help become skilled in systems for food safety surveillance
- To be aware of the regulatory and statutory bodies in India and the world
- To ensure processed food meets global standards

UNIT I

10

Introduction to food safety and security: Hygienic design of food plants and equipments, Food Contaminants (Microbial, Chemical, Physical), Food Adulteration (Common adulterants), Food Additives (functional role, safety issues), Food Packaging & labeling. Sanitation in warehousing, storage, shipping, receiving, containers and packaging materials. Control of rats, rodents, mice, birds, insects and microbes. Cleaning and Disinfection, ISO 22000 – Importance and Implementation

UNIT II

8

Food quality: Various Quality attributes of food, Instrumental, chemical and microbial Quality control. Sensory evaluation of food and statistical analysis. Water quality and other utilities.

UNIT III

9

Critical Quality control point in different stages of production including raw materials and processing materials. Food Quality and Quality control including the HACCP system. Food inspection and Food Law, Risk assessment – microbial risk assessment, dose response and exposure response modelling, risk management, implementation of food surveillance system to monitor food safety, risk communication

UNIT IV

9

Indian and global regulations: FAO in India, Technical Cooperation programmes, Bio-security in Food and Agriculture, World Health Organization (WHO), World Animal Health Organization (OIE), International Plant Protection Convention (IPPC)

UNIT V

9

Codex Alimentarius Commission - Codex India – Role of Codex Contact point, National Codex contact point (NCCP), National Codex Committee of India – ToR, Functions, Shadow Committees etc.

TOTAL: 45 PERIODS

COURSE OUTCOMES:

CO1 Thorough Knowledge of food hazards, physical, chemical and biological in the industry and food service establishments
CO2 Awareness on regulatory and statutory bodies in India and the world

REFERENCES:

1. Handbook of food toxicology by S. S. Deshpande, 2002
2. The food safety information handbook by Cynthia A. Robert, 2009

3. Nutritional and safety aspects of food processing by Tannenbaum SR, Marcel Dekker Inc., New York 1979
4. Microbiological safety of Food by Hobbs BC, 1973
5. Food Safety Handbook by Ronald H. Schmidt, Gary E. Rodrick, A John Wiley & Sons Publication, 2003

OPY353

NUTRACEUTICALS

**L T P C
3 0 0 3**

OBJECTIVES:

- To understand the basic concepts of Nutraceuticals and functional food, their chemical nature and methods of extraction.
- To understand the role of Nutraceuticals and functional food in health and disease.

UNIT I INTRODUCTION AND SIGNIFICANCE 6

Introduction to Nutraceuticals and functional foods; importance, history, definition, classification, list of functional foods and their benefits, Phytochemicals, zoochemicals and microbes in food, plants, animals and microbes.

UNIT II PHYTOCHEMICALS AS NUTRACEUTICALS 11

Phytoestrogens in plants; isoflavones; flavonols, polyphenols, tannins, saponins, lignans, lycopene, chitin, carotenoids. Manufacturing practice of selected nutraceuticals such as lycopene, isoflavonoids, glucosamine, phytosterols. Formulation of functional foods containing nutraceuticals - stability, analytical and labelling issues.

UNIT III ASSESSMENT OF ANTIOXIDANT ACTIVITY 11

In vitro and in vivo methods for the assessment of antioxidant activity, Comparison of different *in vitro* methods to evaluate the antioxidant, antioxidant mechanism, Prediction of the antioxidant activity of natural phenolics from electrotopological state indices, Optimising phytochemical release by process technology; Variation of Antioxidant Activity during technological treatments, new food grade peptidases from plant sources.

UNIT IV ROLE IN HEALTH AND DISEASE 11

The health benefit of - Soy protein, Spirulina, Tea, Olive oil, plant sterols, Broccoli, omega3 fatty acid and eicosanoids. Nutraceuticals and Functional foods in Gastrointestinal disorder, Cancer, CVD, Diabetic Mellitus, HIV and Dental disease; Importance and function of probiotic, prebiotic and synbiotic and their applications, Functional foods and immune competence; role and use in obesity and nervous system disorders.

UNIT V SAFETY ISSUES 6

Health Claims, Adverse effects and toxicity of nutraceuticals, regulations and safety issues International and national.

TOTAL: 45 PERIODS

TEXT BOOKS:

1. Bisset, Normal Grainger and Max Wich H "Herbal Drugs and Phytopharmaceuticals", 2nd Edition, CRC, 2001.
2. Handbook of Nutraceuticals and Functional Foods: Robert Wildman, CRC, Publications. 2006
3. WEBB, PP, Dietary Supplements and Functional Foods Blackwell Publishing Ltd (United Kingdom), 2006
4. Ikan, Raphael "Natural Products: A Laboratory Guide", 2nd Edition, Academic Press / Elsevier, 2005.

REFERENCES:

1. Asian Functional Foods (Nutraceutical Science and Technology) by John Shi (Editor), Fereidoon Shahidi (Editor), Chi-Tang Ho (Editor), CRC Publications, Taylor & Francis, 2007
2. Functional Foods and Nutraceuticals in Cancer Prevention by Ronald Ross Watson (Author), Blackwell Publishing, 2007
3. Marketing Nutrition: Soy, Functional Foods, Biotechnology, and Obesity by Brian Wansink.
4. Functional foods: Concept to Product: Edited by G R Gibson and C M Williams, Wood head Publ., 2000
5. Hanson, James R. "Natural Products: The Secondary Metabolites", Royal Society of Chemistry, 2003.

COURSE OUTCOME - NUTRACEUTICALS

CO 1	acquire knowledge about the Nutraceuticals and functional foods, their classification and benefits.
CO 2	acquire knowledge of phytochemicals, zoochemicals and microbes in food, plants, animals and microbes
CO 3	attain the knowledge of the manufacturing practices of selected nutraceutical components and formulation considerations of functional foods.
CO 4	distinguish the various <i>In vitro</i> and <i>In vivo</i> assessment of Antioxidant activity of compounds from plant sources.
CO 5	gain information about the health benefits of various functional foods and nutraceuticals in the prevention and treatment of various lifestyle diseases.
CO 6	Attain the knowledge of the regulatory and safety issues of nutraceuticals at national and international level.

CO – PO MAPPING												
NUTRACEUTICALS												
Course outcome	PO1	PO2	PO 3	PO 4	PO 5	PO6	PO 7	PO8	PO 9	PO10	PO11	PO12
CO 1	3											1
CO 2	3											1
CO 3	3					2						
CO 4	3											
CO 5	3					2						1
CO 6	3							2				1

OTT354

BASICS OF DYEING AND PRINTING**L T P C
3 0 0 3****OBJECTIVE:**

- To enable the students to learn about the basics of Pretreatment, dyeing, printing and machinery in textile processing.

UNIT I INTRODUCTION**9**

Impurities present in different fibres, Inspection of grey goods and lot preparation. Shearing,

UNIT II PRE TREATMENT 9

Desizing-Objective of Desizing- types of Desizing- Objective of Scouring- Mechanism of Scouring- Degumming of Silk, Scouring of wool - Bio Scouring. Bleaching -Objective of Bleaching: Bleaching mechanism of Hydrogen Peroxide, Hypo chlorites. Objective of Mercerizing - Physical and Chemical changes of Mercerizing.

UNIT III DYEING 9

Dye - Affinity, Substantively, Reactivity, Exhaustion and Fixation. Classification of dyes. Direct dyes: General properties, principles and method of application on cellulosic materials. Reactive dyes – principles and method of application on cellulosic materials hot brand, cold brand.

UNIT IV PRINTING 9

Definition of printing – Difference between printing and dying- Classification thickeners – Requirements to be good thickener, printing paste Preparation - different styles of printing.

UNIT V MACHINERIES 9

Fabric Processing - winch, jigger and soft flow machines. Beam dyeing machines: Printing -flat bed screen - Rotary screen. Thermo transfer printing machinery. Garment dyeing machines.

TOTAL: 45 PERIODS**OUTCOMES:**

Upon completion of the course, the students will be able to Understand the

- CO1: Basics of grey fabric
- CO2: Basics of pre treatment
- CO3: Concept of Dyeing
- CO4: Concept of Printing
- CO5: Machinery in processing industry

TEXT BOOKS:

1. Trotman, E.R., Textile Scouring and Bleaching, Charless Griffins, Com. Ltd., London 1990.
2. Shenai V.A. "Technology of Textile Processing Vol. IV" 1998, Sevak Publications, Mumbai.

REFERENCES:

1. Trotman E. R., "Dyeing and Chemical Technology of Textile Fibres", Charles Griffin & Co. Ltd., U.K., 1984, ISBN : 0 85264 165 6.
2. Dr. N N Mahapatra., "Textile dyeing", Wood head publishing India, 2018
3. Mathews Kolanjikombil., "Dyeing of Textile substrates III –Fibres, Yarns and Knitted fabrics", Wood head publishing India , 2021
4. Bleaching & Mercerizing – BTRA Silver Jubilee Monograph series
5. Chakraborty, J.N, "Fundamentals and Practices in colouration of Textiles", Wood head Publishing India, 2009, ISBN-13:978-81-908001-4-3.

Course Articulation Matrix:

Course Outcomes	Statement	Program Outcome														
		PO 1	PO 2	PO 3	PO 4	PO 5	PO 6	PO 7	PO 8	PO 9	PO1 0	PO1 1	PO1 2	PSO 1	PSO 2	PSO 3
CO1	Classification of fibres and production of natural fibres	-	-	-	-	-	-	-	2	1	-	1	1	-	1	-
CO2	Regenerated and synthetic	-	-	-	-	-	-	-	2	1	-	1	1	-	1	-

	fibres															
CO3	Yarn spinning	-	-	-	-	-	-	-	2	1	-	1	1	-	1	-
CO4	Weaving	-	-	-	-	-	-	-	2	1	-	1	1	-	1	-
CO5	Knitting and nonwoven	-	-	-	-	-	-	-	2	1	-	1	1	-	1	-
Overall CO		-	-	-	-	-	-	-	2	1	-	1	1	-	1	-

1, 2 and 3 are correlation levels with weightings as Slight (Low), Moderate (Medium) and Substantial (High) respectively

FT3201

FIBRE SCIENCE

**L T P C
3 0 0 3**

COURSE OBJECTIVES

- To enable the students to learn about the types of fibre and its properties

UNIT I INTRODUCTION TO TEXTILE FIBRES

9

Definition of various forms of textile fibres - staple fibre, filament, bicomponent fibres. Classification of Natural and Man-made fibres, essential and desirable properties of Fibres. Production and cultivation of Natural Fibers: Cotton, Silk, Wool -Physical and chemical structure of the above fibres.

UNIT II REGENERATED FIBRES

9

Production Sequence of Regenerated Cellulosic fibres: Viscose Rayon, Acetate rayon – High wet modulus fibres: Modal and Lyocel ,Tencel

UNIT III SYNTHETIC FIBRES

9

Production Sequence of Synthetic Fibers: polymer-Polyester, Nylon, Acrylic and polypropylene. Mineral fibres: fibre glass ,carbon .Introduction to spin finishes and texturization

UNIT IV SPECIALITY FIBRES

9

Properties and end uses of high tenacity and high modulus fibres, high temperature and flame retardant fibres, Chemical resistant fibres

UNIT V FUNCTIONAL SPECIALITY FIBRES

9

Properties and end uses : Fibres for medical application – Biodegradable fibres based on PLA ,Super absorbent fibres elastomeric fibres, ultra-fine fibres, electrospun nano fibres, metallic fibres – Gold and Silver coated.

TOTAL : 45 PERIODS

COURSE OUTCOMES

Upon completion of this course, the student would be able to

- Understand the process sequence of various fibres
- Understand the properties of various fibres

TEXT BOOKS:

- Morton W. E., and Hearle J. W. S., "Physical Properties of Textile Fibres", The Textile Institute, Washington D.C., 2008, ISBN 978-1-84569-220-95
- Meredith R., and Hearle J. W. S., "Physical Methods of Investigation of Textiles", Wiley Publication, New York, 1989, ISBN: B00JCV6ZWU | ISBN-13:
- Mukhopadhyay S. K., "Advances in Fibre Science", The Textile Institute,1992, ISBN: 1870812379

REFERENCES:

1. Meredith R., "Mechanical Properties of Textile Fibres", North Holland, Amsterdam, 1986, ISBN: 1114790699, ISBN-13: 9781114790698
2. Hearle J. W. S., Lomas B., and Cooke W. D., "Atlas of Fibre Fracture and Damage to Textiles", The Textile Institute, 2nd Edition, 1998, ISBN: 1855733196.
3. Raheel M. (ed.), "Modern Textile Characterization Methods", Marcel Dekker, 1995, ISBN:0824794737
4. Mukhopadhyay. S. K., "The Structure and Properties of Typical Melt Spun Fibres", Textile Progress, Vol. 18, No. 4, Textile Institute, 1989, ISBN: 1870812115
5. Hearle J.W.S., "Polymers and Their Properties: Fundamentals of Structures and Mechanics Vol 1", Ellis Horwood, England, 1982, ISBN: 047027302X | ISBN-13: 9780470273029 36

OTT355**GARMENT MANUFACTURING TECHNOLOGY****L T P C
3 0 0 3****OBJECTIVE:**

- To enable the students to understand the basics of pattern making, cutting and sewing.
- To expose the students to various problems & remedies during garment manufacturing

UNIT I PATTERN MAKING, MARKER PLANNING, CUTTING 9

Anthropometry, specification sheet, pattern making – principles, basic pattern set drafting, grading, marker planning, spreading & cutting

UNIT II TYPES OF SEAMS, STITCHES AND FUNCTIONS OF NEEDLES 9

Different types of seams and stitches; single needle lock stitch machine – mechanism and accessories; needle – functions, special needles, needlepoint

UNIT III COMPONENTS AND TRIMS USED IN GARMENT 9

Sewing thread-construction, material, thread size, packages, accessories – labels, linings, interlinings, wadding, lace, braid, elastic, hook and loop fastening, shoulder pads, eyelets and laces, zip fasteners, buttons

UNIT IV GARMENT INSPECTION AND DIMENSIONAL CHANGES 9

Raw material, in process and final inspection; needle cutting; sewability of fabrics; strength properties of apparel; dimensional changes in apparel due to laundering, dry-cleaning, steaming and pressing.

UNIT V GARMENT PRESSING, PACKING AND CARE LABELING 9

Garment pressing – categories and equipment, packing; care labelling of apparels

TOTAL: 45 PERIODS**OUTCOMES:**

Upon completion of the course, the students will be able to Understand

- CO1: Pattern making, marker planning, cutting
 CO2: Types of seams, stitches and functions of needles
 CO3: Components and trims used in garment
 CO4: Garment inspection and dimensional changes
 CO5: Garment pressing, packing and care labelling

TEXT BOOKS:

1. Carr H., and Latham B., "The Technology of Clothing Manufacture", Blackwell Science Ltd., Oxford, 1994.
2. Gerry Cooklin, "Introduction to Clothing Manufacture" Blackwell Science Ltd., 1995. 64

3. Harrison.P.W Garment Dyeing, The Textile Institute Publication, Textile Progress, Vol .19 No.2,1988.

REFERENCES:

1. Winifred Aldrich., “Metric Pattern Cutting”, Blackwell Science Ltd., Oxford, 1994
2. Peggall H., “The Complete Dress Maker”, Marshall Caverdish, London, 1985
3. Jai Prakash and Gaur R.K., “Sewing Thread”, NITRA, 1994
4. Ruth Glock, Grace I. Kunz, “Apparel Manufacturing”, Dorling Kindersley Publishing Inc., New Jersey, 1995.
5. Pradip V.Mehta, “An Introduction to Quality Control for the Apparel Industry”, J.S.N. Internationals, 1992.

CO's	PO's												PSO's			
	1	2	3	4	5	6	7	8	9	10	11	12	1	2	3	4
1	1	1	1	-	2	-	1	1	-	2	3	1	2	3	1	3
2	2	2	1	1	1	-	1	1	-	2	2	1	2	2	1	2
3	1	1	1	1	1	1	1	1	-	1	2	1	1	3	1	3
4	2	1	1	1	2	2	2	1	1	2	3	1	2	3	1	3
5	2	2	1	1	1	1	2	1	-	2	2	1	2	2	1	2
Avg	1.6	1.2	1	0.8	1.4	0.8	1.4	1	0.2	1.8	2.4	1	1.8	2.6	1	2.6



UNIT I INTRODUCTION 8

Units of energy, conversion factors, general classification of energy, world energy resources and energy consumption, Indian energy resources and energy consumption, energy crisis, energy alternatives, Renewable and non-renewable energy sources and their availability. Prospects of Renewable energy sources

UNIT II CONVENTIONAL ENERGY 8

Conventional energy resources, Thermal, hydel and nuclear reactors, thermal, hydel and nuclear power plants, efficiency, merits and demerits of the above power plants, combustion processes, fluidized bed combustion.

UNIT III NON-CONVENTIONAL ENERGY 10

Solar energy, solar thermal systems, flat plate collectors, focusing collectors, solar water heating, solar cooling, solar distillation, solar refrigeration, solar dryers, solar pond, solar thermal power generation, solar energy application in India, energy plantations. Wind energy, types of windmills, types of wind rotors, Darrieus rotor and Gravian rotor, wind electric power generation, wind power in India, economics of wind farm, ocean wave energy conversion, ocean thermal energy conversion, tidal energy conversion, geothermal energy.

UNIT IV BIOMASS ENERGY 10

Biomass energy resources, thermo-chemical and biochemical methods of biomass conversion, combustion, gasification, pyrolysis, biogas production, ethanol, fuel cells, alkaline fuel cell, phosphoric acid fuel cell, molten carbonate fuel cell, solid oxide fuel cell, solid polymer electrolyte fuel cell, magneto hydrodynamic power generation, energy storage routes like thermal energy storage, chemical, mechanical storage and electrical storage.

UNIT V ENERGY CONSERVATION 9

Energy conservation in chemical process plants, energy audit, energy saving in heat exchangers, distillation columns, dryers, ovens and furnaces and boilers, steam economy in chemical plants, energy conservation.

TOTAL : 45 PERIODS**OUTCOMES:**

On completion of the course, the students will be able to

CO1: Students will be able to describe the fundamentals and main characteristics of renewable energy sources and their differences compared to fossil fuels.

CO2: Students will excel as professionals in the various fields of energy engineering

CO3: Compare different renewable energy technologies and choose the most appropriate based on local conditions.

CO4: Explain the technological basis for harnessing renewable energy sources.

CO5: Identify and critically evaluate current developments and emerging trends within the field of renewable energy technologies and to develop in-depth technical understanding of energy problems at an advanced level.

TEXT BOOKS

1. Rao, S. and Parulekar, B.B., Energy Technology, Khanna Publishers, 2005.
2. Rai, G.D., Non-conventional Energy Sources, Khanna Publishers, New Delhi, 1984.
3. Bansal, N.K., Kleeman, M. and Meliss, M., Renewable Energy Sources and Conversion Technology, Tata McGraw Hill, 1990.
4. Nagpal, G.R., Power Plant Engineering, Khanna Publishers, 2008.

REFERENCES

1. Nejat Vezirog, Alternate Energy Sources, IT, McGraw Hill, New York.
2. El. Wakil, Power Plant Technology, Tata McGraw Hill, New York, 2002.

3. Sukhatme. S.P., Solar Energy - Thermal Collection and Storage, Tata McGraw hill, New Delhi, 1981.

Course articulation matrix

Course Outcomes	Program Outcomes															
	Statements	PO 1	PO 2	PO 3	PO 4	PO 5	PO 6	PO 7	PO 8	PO 9	PO 10	PO 11	PO 12	PS O1	PS O2	PS O3
CO1	Students will be able to describe the fundamentals and main characteristics of renewable energy sources and their differences compared to fossil fuels.	2	3	2	3	3	-	-	-	1	1	-	3	1	1	3
CO2	Students will excel as professionals in the various fields of energy engineering	2	3	1	3	3	-	-	-	1	1	-	3	2	1	3
CO3	Compare different renewable energy technologies and choose the most appropriate based on local conditions.	2	2	2	3	3	1	1	-	1	1	-	3	2	1	3
CO4	Explain the technological basis for harnessing renewable energy sources.	2	2	1	3	3	1	1	1	1	-	1	3	1	1	3
CO5	Identify and critically evaluate current developments and emerging trends within the field of renewable energy technologies and to develop in-depth technical understanding of energy problems at an advanced level	2	2	1	3	3	1	1	1	1	-	1	3	2	1	3
OVERALL CO		2	2	1	3	3	2	2	1	1	1	1	3	2	1	3

1, 2 and 3 are correlation levels with weightings as Slight (Low), Moderate (Medium) and Substantial (High) respectively

PROGRESS THROUGH KNOWLEDGE

OCH354

SURFACE SCIENCE

L T P C
3 0 0 3

OBJECTIVE:

- To enable the students to analyze properties of a surfaces and correlate them to structure, chemistry, and physics and surface modification technique.

UNIT I SURFACE STRUCTURE AND EXPERIMENTAL PROBES

9

Relevance of surface science to Chemical and Electrochemical Engineering, Heterogeneous Catalysis and Nanoscience; Surface structure and reconstructions, adsorbate structure, Band and Vibrational structure, Importance of UHV techniques, Electronic probes and molecular beams, Scanning probes and diffraction, Qualitative introduction to electronic and vibrational spectroscopy

UNIT II ADSORPTION, DYNAMICS, THERMODYNAMICS AND KINETICS AT SURFACES 9

Interactions at the surface, Physisorption, Chemisorption, Diffusion, dynamics and reactions of atoms/molecules on surfaces, Generic reaction mechanism on surfaces, Adsorption isotherms, Kinetics of adsorption, Use of temperature desorption methods

UNIT III LIQUID INTERFACES 9

Structure and Thermodynamics of liquid-solid interface, Self-assembled monolayers, Electrified interfaces, Charge transfer at the liquid-solid interfaces, Photoelectrochemical processes, Gratzel cells

UNIT IV HETEROGENEOUS CATALYSIS 9

Characterization of heterogeneous catalytic processes, Microscopic kinetics to catalysis, Overview of important heterogeneous catalytic processes: Haber-Bosch, Fischer-Tropsch and Automotive catalysis, Role of promoters and poisons, Bimetallic surfaces, surface functionalization and clusters in catalysis, Role of Sabatier principle in catalyst design, Rate oscillations and spatiotemporal pattern formation

UNIT V EPITAXIAL GROWTH AND NANO SURFACE-STRUCTURES 9

Origin of surface forces, Role of stress and strain in epitaxial growth, Energetic and growth modes, Nucleation theory, Nonequilibrium growth modes, MBE, CVD and ablation techniques, Catalytic growth of nanotubes, Etching of surfaces, Formation of nanopillars and nanorods and its application in photoelectrochemical processes, Polymer surfaces and biointerfaces.

TOTAL: 45 PERIODS

OUTCOME:

- Upon completion of this course, the students can understand, predict and design surface properties based on surface structure. Students would understand the physics and chemistry behind surface phenomena

TEXT BOOK:

1. K. W. Kolasinski, "Surface Science: Foundations of catalysis and nanoscience" II Edition, John Wiley & Sons, New York, 2008.

REFERENCE:

1. Gabor A. Somorjai and Yimin Li "Introduction to Surface Chemistry and catalysis", II Edition John Wiley & Sons, New York, 2010.

OPT352

PLASTIC MATERIALS FOR ENGINEERS

**L T P C
3 0 0 3**

COURSE OBJECTIVES

- Understand the advantages, disadvantages and general classification of plastic materials
- To know the manufacturing, sources, and applications of engineering thermoplastics
- Understand the basics as well as the advanced applications of various plastic materials in the industry
- To understand the preparation methods of thermosetting materials
- Select suitable specialty plastics for different end applications

UNIT I INTRODUCTION TO PLASTIC MATERIALS 9

Introduction to Plastics – Brief history of plastics, advantages and disadvantages, thermoplastic and thermosetting behavior, amorphous polymers, crystalline polymers and cross-linked structures. General purpose thermoplastics/ Commodity plastics: manufacture, structure,

properties and applications of polyethylene (PE), cross-linked PE, chlorinated PE, polypropylene, polyvinyl chloride-compounding, formulation, polypropylene (PP)

UNIT II ENGINEERING THERMOPLASTICS AND APPLICATIONS 9

Engineering thermoplastics – Aliphatic polyamides: structure, properties, manufacture and applications of Nylon 6, Nylon 66. Polyesters: manufacture, structure, properties and uses of PET, PBT. Manufacture, structure, properties and uses of Polycarbonates, acetal resins, polyimides, PMMA, polyphenylene oxide, thermoplastic polyurethane (PU)

UNIT III THERMOSETTING PLASTICS 9

Thermosetting Plastics – Manufacture, curing, moulding powder, laminates, properties and uses of phenol formaldehyde resins, urea formaldehyde, melamine formaldehyde, unsaturated polyester resin, epoxy resin, silicone resins, polyurethane resins.

UNIT IV MISCELLANEOUS PLASTICS FOR END APPLICATIONS 9

Miscellaneous plastics- Manufacture, properties and uses of polystyrene, HIPS, ABS, SAN, poly(tetrafluoroethylene) (PTFE), TFE and copolymers, PVDF, PVA, poly (vinyl acetate), poly (vinyl carbazole), cellulose acetate, PEEK, High energy absorbing polymers, super absorbent polymers- their synthesis, properties and applications

UNIT V PLASTICS MATERIALS FOR BIOMEDICAL APPLICATIONS 9

Sources, raw materials, methods of manufacturing, properties and applications of bio-based polymers- poly lactic acid (PLA), poly hydroxy alkanooates (PHA), PBAT, bioplastics- bio-PE, bio-PP, bio-PET, polymers for biomedical applications

TOTAL : 45 PERIODS

COURSE OUTCOMES

- To study the importance, advantages and classification of plastic materials
- Summarize the raw materials, sources, production, properties and applications of various engineering thermoplastics
- To understand the application of polyamides, polyesters and other engineering thermoplastics, thermosetting resins
- Know the manufacture, properties and uses of thermosetting resins based on polyester, epoxy, silicone and PU
- To understand the engineering applications of various polymers in miscellaneous areas and applications of different biopolymers

REFERENCES

1. Marianne Gilbert (Ed.), Brydson's Plastics Materials, 8th Edn., Elsevier (2017).
2. J.A.Brydson, Plastics Materials, 7th Edn., Butterworth Heinemann (1999).
3. Manas Chanda, Salil K. Roy, Plastics Technology Handbook, 4th Edn., CRC press (2006).
4. A. Brent Strong, Plastics: Materials and Processing, 3rd Edn., Pearson Prentice Hall (2006).
5. Olagoke Olabisi, Kolapo Adewale (Eds.), Handbook of Thermoplastics 2nd Edn., CRC press(2016).
6. Charles A. Harper, Modern Plastics Handbook, McGraw-Hill, New York, 1999.
7. H. Dominighaus, Plastics for Engineers, Hanser Publishers, Munich, 1988.

OPT353 PROPERTIES AND TESTING OF PLASTICS

**L T P C
3 0 0 3**

COURSE OBJECTIVES

- To understand the relevance of standards and specifications as well as the specimen preparation for polymer testing.

- To study the mechanical properties and testing of polymer materials and their structural property relationships.
- To understand the thermal properties of polymers and their testing methods.
- To gain knowledge on the electrical and optical properties of polymers and their testing methods.
- To study about the environmental effects and prevent polymer degradation.

UNIT I INTRODUCTION TO CHARACTERIZATION AND TESTING OF POLYMERS 9

Introduction- Standard organizations: BIS, ASTM, ISO, BS, DIN etc. Standards and specifications. Importance of standards in the quality control of polymers and polymer products. Preparation of test pieces, conditioning and test atmospheres. Tests on elastomers: processability parameters of rubbers – plasticity, Mooney viscosity, scorch time, cure time, cure rate index, Processability tests carried out on thermoplastics and thermosets: MFI, cup flow index, gel time, bulk density, bulk factor.

UNIT II MECHANICAL PROPERTIES 9

Mechanical properties: Tensile, compression, flexural, shear, tear strength, hardness, impact strength, resilience, abrasion resistance, creep and stress relaxation, compression set, dynamic fatigue, ageing properties, Basic concepts of stress and strain, short term tests: Viscoelastic behavior (simple models: Kelvin model for creep and stress relaxation, Maxwell-Voigt model, strain recovery and dynamic response), Effect of structure and composition on mechanical properties, Behavior of reinforced polymers

UNIT III THERMAL RHEOLOGICAL PROPERTIES 9

Thermal properties: Transition temperatures, specific heat, thermal conductivity, co-efficient of thermal expansion, heat deflection temperature, Vicat softening point, shrinkage, brittleness temperature, thermal stability and flammability. Product testing: Plastic films, sheeting, pipes, laminates, foams, containers, cables and tubes.

UNIT IV ELECTRICAL AND OPTICAL PROPERTIES 9

Electrical properties: volume and surface resistivity, dielectric strength, dielectric constant and power factor, arc resistance, tracking resistance, dielectric behavior of polymers (dielectric co-efficient, dielectric polarization), dissipation factor and its importance. Optical properties: transparency, refractive index, haze, gloss, clarity, birefringence.

UNIT V ENVIRONMENTAL AND CHEMICAL RESISTANCE 9

Environmental stress crack resistance (ESCR), water absorption, weathering, aging, ozone resistance, permeability and adhesion. Tests for chemical resistance. Acids, alkalies, Flammability tests- oxygen index test.

TOTAL: 45 PERIODS

COURSE OUTCOMES

- Understand the relevance of standards and specifications.
- Summarize the various test methods for evaluating the mechanical properties of the polymers.
- To know the thermal, electrical & optical properties of polymers.
- Identify various techniques used for characterizing polymers.
- Distinguish the processability tests used for thermoplastics, thermosets and elastomers.

REFERENCES

1. F.Majewska, H.Zowall, Handbook of analysis of synthetic polymers and plastics, Ellis Horwood Limited Publisher 1977.
2. J.F.Rabek, Experimental Methods in Polymer Chemistry, John Wiley and Sons 1980.
3. R.P.Brown, Plastic test methods, 2nd Edn., Harlond, Longman Scientific, 1981.

4. A. B. Mathur, I. S. Bharadwaj, Testing and Evaluation of Plastic, Allied Publishers Pvt. Ltd., New Delhi, 2003.
5. Vishu Shah, Handbook of Plastic Testing Technology, 3rd Edn., John Wiley & Sons 2007.
6. S. K. Nayak, S. N. Yadav, S. Mohanty, Fundamentals of Plastic Testing, Springer, 2010.

OEC353

VLSI DESIGN

L T P C
3 0 0 3

OBJECTIVES:

- Understand the fundamentals of IC technology components and their characteristics.
- Understand combinational logic circuits and design principles.
- Understand sequential logic circuits and clocking strategies.
- Understand Interconnects and Memory Architecture.
- Understand the design of arithmetic building blocks

UNIT I MOS TRANSISTOR PRINCIPLES 9

MOS logic families (NMOS and CMOS), Ideal and Non Ideal IV Characteristics, CMOS devices. MOS(FET) Transistor DC transfer Characteristics ,small signal analysis of MOSFET.

UNIT II COMBINATIONAL LOGIC CIRCUITS 9

Propagation Delays, stick diagram, Layout diagrams, Examples of combinational logic design, Elmore's constant, Static Logic Gates, Dynamic Logic Gates, Pass Transistor Logic, Power Dissipation.

UNIT III SEQUENTIAL LOGIC CIRCUITS AND CLOCKING STRATEGIES 9

Static Latches and Registers, Dynamic Latches and Registers, Pipelines, Timing classification of Digital Systems, Synchronous Design, Self-Timed Circuit Design .

UNIT IV INTERCONNECT, MEMORY ARCHITECTURE 9

Interconnect Parameters – Capacitance, Resistance, and Inductance, Logic Implementation using Programmable Devices (ROM, PLA, FPGA), Memory Architecture and Building Blocks.

UNIT V DESIGN OF ARITHMETIC BUILDING BLOCKS 9

Arithmetic Building Blocks: Data Paths, Adders-Ripple Carry Adder, Carry-Bypass Adder, Carry Select Adder, Carry-Look Ahead Adder, Multipliers, Barrel Shifter, power and speed tradeoffs.

TOTAL: 45 PERIODS

OUTCOMES:

Upon successful completion of the course the student will be able to

CO1: Understand the working principle and characteristics of MOSFET

CO2: Design Combinational Logic Circuits

CO3: Design Sequential Logic Circuits and Clocking systems

CO4: Understand Memory architecture and interconnects

CO5: Design of arithmetic building blocks.

TEXTBOOKS

1. Jan D Rabaey, Anantha Chandrakasan, "Digital Integrated Circuits: A Design Perspective", PHI, 2016.(Units II, III IV and V).
2. Neil H E Weste, Kamran Eshranghian, "Principles of CMOS VLSI Design: A System Perspective," Addison Wesley, 2009.(Units - I).

REFERENCES

1. D.A. Hodges and H.G. Jackson, Analysis and Design of Digital Integrated Circuits, International Student Edition, McGraw Hill 1983

2. P. Rashinkar, Paterson and L. Singh, "System-on-a-Chip Verification-Methodology and Techniques", Kluwer Academic Publishers,2001
3. Samiha Mourad and Yervant Zorian, "Principles of Testing Electronic Systems", Wiley 2000
4. M. Bushnell and V. D. Agarwal, "Essentials of Electronic Testing for Digital, Memory and Mixed-Signal VLSI Circuits", Kluwer Academic Publishers,2000

C	PO	PO	PO	PO	PO	PO	PO	PO	PO	PO1	PO1	PO1	PSO	PSO	PSO
1	3	3	2	2	1	3	-	-	-	-	2	3	3	3	3
2	3	3	2	2	1	-	-	-	-	-	-	2	3	3	3
3	3	-	3	2	1	2	-	-	-	-	3	2	3	2	3
4	3	3	2	2	2	-	-	-	-	-	-	1	3	3	2
5	2	-	3	2	2	1	-	-	-	-	1	1	3	2	2
C	3	3	2	2	1	2	-	-	-	-	2	2	3	3	3

CBM370

WEARABLE DEVICES

L T P C
3 0 0 3

OBJECTIVES:

The student should be made to:

- To know the hardware requirement of wearable systems
- To understand the communication and security aspects in the wearable devices
- To know the applications of wearable devices in the field of medicine

UNIT I INTRODUCTION TO WEARABLE SYSTEMS AND SENSORS 9

Wearable Systems- Introduction, Need for Wearable Systems, Drawbacks of Conventional Systems for Wearable Monitoring, Applications of Wearable Systems, Types of Wearable Systems, Components of wearable Systems. Sensors for wearable systems-Inertia movement sensors, Respiration activity sensor, Impedance plethysmography, Wearable ground reaction force sensor.

UNIT II SIGNAL PROCESSING AND ENERGY HARVESTING FOR WEARABLE DEVICES 9

Wearability issues -physical shape and placement of sensor, Technical challenges - sensor design, signal acquisition, sampling frequency for reduced energy consumption, Rejection of irrelevant information. Power Requirements- Solar cell, Vibration based, Thermal based, Human body as a heat source for power generation, Hybrid thermoelectric photovoltaic energy harvests, Thermopiles.

UNIT III WIRELESS HEALTH SYSTEMS 9

Need for wireless monitoring, Definition of Body area network, BAN and Healthcare, Technical Challenges- System security and reliability, BAN Architecture – Introduction, Wireless communication Techniques.

UNIT IV SMART TEXTILE 9

Introduction to smart textile- Passive smart textile, active smart textile. Fabrication Techniques- Conductive Fibres, Treated Conductive Fibres, Conductive Fabrics, Conductive Inks. Case study- smart fabric for monitoring biological parameters - ECG, respiration.

UNIT V APPLICATIONS OF WEARABLE SYSTEMS 9

Medical Diagnostics, Medical Monitoring-Patients with chronic disease, Hospital patients, Elderly patients, neural recording, Gait analysis, Sports Medicine.

OUTCOMES:

On successful completion of this course, the student will be able to

- CO1: Describe the concepts of wearable system.
- CO2: Explain the energy harvestings in wearable device.
- CO3: Use the concepts of BAN in health care.
- CO4: Illustrate the concept of smart textile
- CO5: Compare the various wearable devices in healthcare system

TEXT BOOKS

1. Annalisa Bonfiglio and Danilo De Rossi, Wearable Monitoring Systems, Springer, 2011
2. Zhang and Yuan-Ting, Wearable Medical Sensors and Systems, Springer, 2013
3. Edward Sazonov and Micheal R Neuman, Wearable Sensors: Fundamentals, Implementation and Applications, Elsevier, 2014
4. Mehmet R. Yuce and JamilY.Khan, Wireless Body Area Networks Technology, Implementation applications, Pan Stanford Publishing Pte.Ltd, Singapore, 2012

REFERENCES

1. Sandeep K.S, Gupta, Tridib Mukherjee and Krishna Kumar Venkatasubramanian, Body Area Networks Safety, Security, and Sustainability, Cambridge University Press, 2013.
2. Guang-Zhong Yang, Body Sensor Networks, Springer, 2006.

CO's- PO's & PSO's MAPPING

CO's	PO's												PSO's		
	1	2	3	4	5	6	7	8	9	10	11	12	1	2	3
1	3	2	1	1	2			1					1		1
2	3	2	1	1	2			1					1		1
3	3	2	1	1	2			1					1		1
4	3	2	1	1	2			1					1		1
5	3	2	1	1	2			1					1		1
AVg.	3	2	1	1	2			1					1		1

CBM356

MEDICAL INFORMATICS

L T P C

3 0 0 3

Preamble:

1. To study the applications of information technology in health care management.
2. This course provides knowledge on resources, devices, and methods required to optimize the acquisition, storage, retrieval, and use of information in health and biomedicine.

UNIT I INTRODUCTION TO MEDICAL INFORMATICS

9

Introduction - Structure of Medical Informatics –Internet and Medicine -Security issues , Computer based medical information retrieval, Hospital management and information system, Functional capabilities of a computerized HIS, Health Informatics – Medical Informatics, Bioinformatics

UNIT II COMPUTERS IN CLINICAL LABORATORY AND MEDICAL IMAGING

9

Automated clinical laboratories-Automated methods in hematology, cytology and histology, Intelligent Laboratory Information System - Computer assisted medical imaging- nuclear

medicine, ultrasound imaging, computed X-ray tomography, Radiation therapy and planning, Nuclear Magnetic Resonance.

UNIT III COMPUTERISED PATIENT RECORD 9

Introduction - conventional patient record, Components and functionality of CPR, Development tools, Intranet, CPR in Radiology- Application server provider, Clinical information system, Computerized prescriptions for patients.

UNIT IV COMPUTER ASSISTED MEDICAL DECISION-MAKING 9

Neuro computers and Artificial Neural Networks application, Expert system-General model of CMD, Computer-assisted decision support system-production rule system cognitive model, semantic networks, decisions analysis in clinical medicine-computers in the care of critically ill patients, Computer aids for the handicapped.

UNIT V RECENT TRENDS IN MEDICAL INFORMATICS 9

Virtual reality applications in medicine, Virtual endoscopy, Computer assisted surgery, Surgical simulation, Telemedicine - Tele surgery, Computer assisted patient education and health- Medical education and healthcare information, computer assisted instruction in medicine.

TOTAL : 45 PERIODS

Course Outcomes:

Upon completion of the course, students will be able to:

1. Explain the structure and functional capabilities of Hospital Information System.
2. Describe the need of computers in medical imaging and automated clinical laboratory.
3. Articulate the functioning of information storage and retrieval in computerized patient record system.
4. Apply the suitable decision support system for automated clinical diagnosis.
5. Discuss the application of virtual reality and telehealth technology in medical industry.

TEXT BOOKS:

1. Mohan Bansal, "Medical informatics", Tata McGraw Hill Publishing Ltd, 2003.
2. R.D.Lele, "Computers in medicine progress in medical informatics", Tata McGraw Hill, 2005

REFERENCES:

1. Kathryn J. Hannah, Marion J Ball, "Health Informatics", 3rd Edition, Springer, 2006.

CO's- PO's & PSO's MAPPING

CO's	PO's												PSO's		
	1	2	3	4	5	6	7	8	9	10	11	12	1	2	3
1	3	2	1	1	2			1					1	1	1
2	3	2	1	1	2			1					1	1	1
3	3	2	1	1	2			1					1	1	1
4	3	2	1	1	2			1					1	1	1
5	3	2	1	1	2			1					1	1	1
AVg.	3	2	1	1	2			1					1	1	1

UNIT I BIOLOGICAL TREATMENT PROCESS 9

Fundamentals of biological process - Anaerobic process – Pretreatment methods in anaerobic process – Aerobic process, Anoxic process, Aerobic and anaerobic digestion of organic wastes - Factors affecting process efficiency - Solid state fermentation – Submerged fermentation – Batch and continuous fermentation

UNIT II WASTE BIOMASS AND ITS VALUE ADDITION 9

Types of waste biomass – Solid waste management - Nature of biomass feedstock – Biobased economy/process – Value addition of waste biomass – Biotransformation of biomass – Biotransformation of marine processing wastes – Direct extraction of biochemicals from biomass – Plant biomass for industrial application

UNIT III BIOCONVERSION OF WASTES TO ENERGY 9

Perspective of biofuels from wastes - Bioethanol production – Biohydrogen Production – dark and photofermentative process - Biobutanol production – Biogas and Biomethane production - Single stage anaerobic digestion, Two stage anaerobic digestion - Biodiesel production - Enzymatic hydrolysis technologies

UNIT IV CHEMICALS AND ENZYME PRODUCTION FROM WASTES 9

Production of lactic acid, succinic acid, citric acid – Biopolymer synthesis – Production of Amylases - Lignocellulolytic enzymes - Pectinolytic enzymes - Proteases – Lipases

UNIT V BIOCOMPOSTING OF ORGANIC WASTES 9

Overview of composting process - Benefits of composting, Role of microorganisms in composting - Factors affecting the composting process - Waste Materials for Composting, Fundamentals of composting process - Composting technologies, Composting systems – Nonreactor Composting, Reactor composting - Compost Quality

TOTAL: 45 PERIODS**COURSE OUTCOMES**

After completion of this course, the students should be able

- To learn the various methods biological treatment
- To know the details of waste biomass and its value addition
- To develop the bioconversion processes to convert wastes to energy
- To synthesize the chemicals and enzyme from wastes
- To produce the biocompost from wastes
- To apply the theoretical knowledge for the development of value added products

TEXT BOOKS

1. Antoine P. T., (2017) “Biofuels from Food Waste Applications of Saccharification Using Fungal Solid State Fermentation”, CRC press
2. Joseph C A., (2019)“Anaerobic Waste-Wastewater Treatment and Biogas Plants-A Practical Handbook”, CRC Press,

REFERENCE BOOKS

1. Palmiro P. and Oscar F.D’Urso, (2016) ‘Biotransformation of Agricultural Waste and By-Products’, The Food, Feed, Fibre, Fuel (4F) Economy, Elsevier
2. Kaur Brar S., Gurpreet Singh D. and Carlos R.S., (Eds), (2014)‘Biotransformation of Waste Biomass into High Value Biochemicals’, Springer.
3. Keikhosro K, Editor, (2015) ‘Lignocellulose-Based Bioproducts’, Springer.
4. John P, (2014) ‘Waste Management Practices-Municipal, Hazardous, and Industrial’, Second Edition, CRC Press, 2014

OBT356	LIFESTYLE DISEASES	L T P C 3 0 0 3
UNIT I	INTRODUCTION	9
Lifestyle diseases – Definition ; Risk factors – Eating, smoking, drinking, stress, physical activity, illicit drug use ; Obesity, diabetes, cardiovascular diseases, respiratory diseases, cancer; Prevention – Diet and exercise.		
UNIT II	CANCER	9
Types - Lung cancer, Mouth cancer, Skin cancer, Cervical cancer, Carcinoma oesophagus; Causes Tobacco usage, Diagnosis – Biomarkers, Treatment		
UNIT III	CARDIOVASCULAR DISEASES	9
Coronary atherosclerosis – Coronary artery disease; Causes -Fat and lipids, Alcohol abuse -- Diagnosis - Electrocardiograph, echocardiograph, Treatment, Exercise and Cardiac rehabilitation		
UNIT IV	DIABETES AND OBESITY	9
Types of Diabetes mellitus; Blood glucose regulation; Complications of diabetes – Paediatric and adolescent obesity – Weight control and BMI		
UNIT V	RESPIRATORY DISEASES	9
Chronic lung disease, Asthma, COPD; Causes - Breathing pattern (Nasal vs mouth), Smoking – Diagnosis - Pulmonary function testing		
		TOTAL: 45 PERIODS

TEXT BOOKS:

1. R.Kumar&Meenal Kumar, “Guide to Prevention of Lifestyle Diseases”, Deep & Deep Publications, 2003
2. Gary Eggar et al, “Lifestyle Medicine”, 3rd Edition, Academic Press, 2017

REFERENCES:

1. James M.R, “Lifestyle Medicine”, 2nd Edition, CRC Press, 2013
2. Akira Miyazaki et al, “New Frontiers in Lifestyle-Related Disease”, Springer, 2008

OBT357	BIOTECHNOLOGY IN HEALTH CARE	L T P C 3 0 0 3
COURSE OBJECTIVES		
The aim of this course is to		
<ul style="list-style-type: none"> • Create higher standard of knowledge on healthcare system and services • Prioritize advanced technologies for the diagnosis and treatment of various diseases 		

UNIT I	PUBLIC HEALTH	9
Definition and Concept of Public Health, Historical aspects of Public Health, Changing Concepts of Public Health, Public Health versus Medical Care, Unique Features of Public Health, Determinants of Health (Social, Economic, Cultural, Environmental, Education, Genetics, Food and Nutrition). Indicators of health, Burden of disease, Role of different disciplines in Public Health.		

UNIT II CLINICAL DISEASES 9
Communicable diseases: Chickenpox / Shingles, COVID-19, Tuberculosis, Hepatitis B, Hepatitis C, HIV / AIDS, Influenza, Swine flu. Non Communicable diseases: Diabetes mellitus, atherosclerosis, fatty liver, Obesity, Cancer

UNIT III VACCINOLOGY 9
History of Vaccinology, conventional approaches to vaccine development, live attenuated and killed vaccines, adjuvants, quality control, preservation and monitoring of microorganisms in seed lot systems. Instruments related to monitoring of temperature, sterilization, environment.

UNIT IV OUTPATIENT & IN PATIENT SERVICES 9
Radiotherapy, Nuclear medicine, surgical units, OT Medical units, G & Obs. units Pediatric, neonatal units, Critical care units, Physical medicine & Rehabilitation, Neurology, Gastroenterology, Endoscopy, Pulmonology, Cardiology.

UNIT V BASICS OF IMAGING MODALITIES 9
Diagnostic X-rays - Computer tomography – MRI – Ultrasonography – Endoscopy – Thermography – Different types of biotelemetry systems.

TOTAL: 45 PERIODS

TEXT BOOKS

1. Joseph J.carr and John M. Brown, Introduction to Biomedical Equipment Technology, John Wiley and sons, New York, 4th Edition, 2012.
2. Thomas M. Devlin.Textbook of Biochemistry with clinical correlations. Wiley Liss Publishers
3. The Vaccine Book (2nd Ed.), Rafi Ahmed, Roy M. Anderson et. al.Editor(s): Barry R. Bloom, PaulHenri Lambert, Academic Press, 2016, Pages xxi-xxiv.

REFERENCE BOOKS

1. Suh, Sang, Gurupur, Varadraj P., Tanik, Murat M., Health Care Systems, Technology and Techniques, Springer, 1st Edition, 2011
2. Burtis & Ashwood W.B. Tietz Textbook of Clinical chemistry. Saunders Company
3. Levine, M. M. (2004). New Generation Vaccines. New York: M. Dekker

VERTICAL 1: FINTECH AND BLOCK CHAIN

CMG331

FINANCIAL MANAGEMENT

**LT P C
3 0 0 3**

LEARNING OBJECTIVES

- 1.To acquire the knowledge of the decision areas in finance.
2. To learn the various sources of Finance
3. To describe about capital budgeting and cost of capital.
4. To discuss on how to construct a robust capital structure and dividend policy
5. To develop an understanding of tools on Working Capital Management.

UNIT I INTRODUCTION TO FINANCIAL MANGEMENT 9
Definition and Scope of Finance Functions - Objectives of Financial Management - Profit Maximization and Wealth Maximization- Time Value of money- Risk and return concepts.

UNIT II . SOURCES OF FINANCE 9
Long term sources of Finance -Equity Shares – Debentures - Preferred Stock – Features – Merits and Demerits. Short term sources - Bank Sources, Trade Credit, Overdrafts, Commercial Papers, Certificate of Deposits, Money market mutual funds etc

UNIT III INVESTMENT DECISIONS: 9

Investment Decisions: capital budgeting – Need and Importance – Techniques of Capital Budgeting – Payback -ARR – NPV – IRR –Profitability Index.
Cost of Capital - Cost of Specific Sources of Capital - Equity -Preferred Stock- Debt - Reserves - Concept and measurement of cost of capital - Weighted Average Cost of Capital.

UNIT IV FINANCING AND DIVIDEND DECISION 9

Operating Leverage and Financial Leverage- EBIT-EPS analysis. Capital Structure – determinants of Capital structure- Designing an Optimum capital structure .

Dividend policy - Aspects of dividend policy - practical consideration - forms of dividend policy - - Determinants of Dividend Policy

UNIT V WORKING CAPITAL DECISION 9

Working Capital Management: Working Capital Management - concepts - importance - Determinants of Working capital. Cash Management: Motives for holding cash – Objectives and Strategies of Cash Management. Receivables Management: Objectives - Credit policies.

TOTAL : 45 PERIODS

TEXT BOOKS

1. M.Y. Khan and P.K.Jain Financial management, Text, Tata McGraw Hill
2. M. Pandey Financial Management, Vikas Publishing House Pvt. Ltd

REFERENCES .

1. James C. Vanhorne –Fundamentals of Financial Management– PHI Learning,.
2. Prasanna Chandra, Financial Management,
3. Srivatsava, Mishra, Financial Management, Oxford University Press, 2011

CMG332

FUNDAMENTALS OF INVESTMENT

**LT P C
3 0 0 3**

OBJECTIVES:

1. Describe the investment environment in which investment decisions are taken.
2. Explain how to Value bonds and equities
3. Explain the various approaches to value securities
4. Describe how to create efficient portfolios through diversification
5. Discuss the mechanism of investor protection in India.

UNIT I THE INVESTMENT ENVIRONMENT

The investment decision process, Types of Investments – Commodities, Real Estate and Financial Assets, the Indian securities market, the market participants and trading of securities, security market indices, sources of financial information, Concept of return and risk, Impact of Taxes and Inflation on return.

UNIT II FIXED INCOME SECURITIES

Bond features, types of bonds, estimating bond yields, Bond Valuation types of bond risks, default risk and credit rating.

UNIT III APPROACHES TO EQUITY ANALYSIS

Introduction to Fundamental Analysis, Technical Analysis and Efficient Market Hypothesis, dividend capitalisation models, and price-earnings multiple approach to equity valuation.

UNIT IV PORTFOLIO ANALYSIS AND FINANCIAL DERIVATIVES

Portfolio and Diversification, Portfolio Risk and Return; Mutual Funds; Introduction to Financial Derivatives; Financial Derivatives Markets in India

UNIT V INVESTOR PROTECTION

Role of SEBI and stock exchanges in investor protection; Investor grievances and their redressal system, insider trading, investors' awareness and activism

TOTAL: 45 PERIODS

REFERENCES

1. Charles P. Jones, Gerald R. Jensen. Investments: analysis and management. Wiley, 14TH Edition, 2019.
2. Chandra, Prasanna. Investment analysis and portfolio management. McGraw-hill education, 5th, Edition, 2017.
3. Rustagi, R. P. Investment Management Theory and Practice. Sultan Chand & Sons, 2021.
4. ZviBodie, Alex Kane, Alan J Marcus, PitabusMohanty, Investments, McGraw Hill Education (India), 11 Edition(SIE), 2019

CMG333

BANKING, FINANCIAL SERVICES AND INSURANCE

**LT P C
3 0 0 3**

OBJECTIVES

- Understand the Banking system in India
- Grasp how banks raise their sources and how they deploy it
- Understand the development in banking technology
- Understand the financial services in India
- Understand the insurance Industry in India

UNIT I INTRODUCTION TO INDIAN BANKING SYSTEM

9

Overview of Banking system – Structure – Functions – Banking system in India - Key Regulations in Indian Banking sector –RBI. Relationship between Banker and Customer - Retail & Wholesale Banking – types of Accounts - Opening and operation of Accounts.

UNIT II MANAGING BANK FUNDS/ PRODUCTS

9

Liquid Assets - Investment in securities - Advances - Loans. Negotiable Instruments – Cheques, Bills of Exchange & Promissory Notes. Designing deposit schemes – Asset and Liability Management – NPA's – Current issues on NPA's – M&A's of banks into securities market

UNIT III DEVELOPMENT IN BANKING TECHNOLOGY

9

Payment system in India – paper based – e payment –electronic banking –plastic money – e-money –forecasting of cash demand at ATM's –The Information Technology Act, 2000 in India – RBI's Financial Sector Technology vision document – security threats in e-banking & RBI's Initiative.

UNIT IV FINANCIAL SERVICES

9

Introduction – Need for Financial Services – Financial Services Market in India – NBFC – Leasing and Hire Purchase – mutual funds. Venture Capital Financing –Bill discounting –factoring – Merchant Banking

UNIT V INSURANCE

9

Insurance –Concept - Need - History of Insurance industry in India. Insurance Act, 1938 –IRDA – Regulations – Life Insurance - Annuities and Unit Linked Policies - Lapse of the Policy – revival – settlement of claim

TOTAL : 45 PERIODS

REFERENCES :

1. Padmalatha Suresh and Justin Paul, "Management of Banking and Financial Services, Pearson, Delhi, 2017.
2. Meera Sharma, "Management of Financial Institutions – with emphasis on Bank and Risk Management", PHI Learning Pvt. Ltd., New Delhi 2010
3. Peter S. Rose and Sylvia C. and Hudgins, "Bank Management and Financial Services", Tata McGraw Hill, New Delhi, 2017

CMG334	INTRODUCTION TO BLOCKCHAIN AND ITS APPLICATIONS	L T P C 3 0 0 3
UNIT I	INTRODUCTION TO BLOCKCHAIN	9
Blockchain: The growth of blockchain technology - Distributed systems - The history of blockchain and Bitcoin - Features of a blockchain - Types of blockchain, Consensus: Consensus mechanism - Types of consensus mechanisms - Consensus in blockchain. Decentralization: Decentralization using blockchain - Methods of decentralization - Routes to decentralization- Blockchain and full ecosystem decentralization - Smart contracts - Decentralized Organizations- Platforms for decentralization.		
UNIT II	INTRODUCTION TO CRYPTOCURRENCY	9
Bitcoin – Digital Keys and Addresses – Transactions – Mining – Bitcoin Networks and Payments – Wallets – Alternative Coins – Theoretical Limitations – Bitcoin limitations – Name coin – Prime coin – Zcash – Smart Contracts – Ricardian Contracts- Deploying smart contracts on a blockchain		
UNIT III	ETHEREUM	9
Introduction - The Ethereum network - Components of the Ethereum ecosystem - Transactions and messages - Ether cryptocurrency / tokens (ETC and ETH) - The Ethereum Virtual Machine (EVM), Ethereum Development Environment: Test networks - Setting up a private net - Starting up the private network		
UNIT IV	WEB3 AND HYPERLEDGE	9
Introduction to Web3 – Contract Deployment – POST Requests – Development Frameworks – Hyperledger as a Protocol – The Reference Architecture – Hyperledger Fabric – Distributed Ledger – Corda.		
UNIT V	EMERGING TRENDS	9
Kadena – Ripple – Rootstock – Quorum – Tendermint – Scalability – Privacy – Other Challenges – Blockchain Research – Notable Projects – Miscellaneous Tools.		
		TOTAL : 45 PERIODS
REFERENCE		
<ol style="list-style-type: none"> 1. Imran. Bashir. Mastering block chain: Distributed Ledger Technology, Decentralization, and Smart Contracts Explained. Packt Publishing, 2nd Edition, 2018 2. Peter Borovykh , Blockchain Application in Finance, Blockchain Driven, 2nd Edition, 2018 3. ArshdeepBahga, Vijay Madiseti, "Blockchain Applications: A Hands On Approach", VPT, 2017. 		

UNIT I CURRENCY EXCHANGE AND PAYMENT**9**

Understand the concept of Crypto currency- Bitcoin and Applications -Cryptocurrencies and Digital Crypto Wallets -Types of Cryptocurrencies - Cryptocurrencies and Applications, block chain, Artificial Intelligence, machine learning. Fintech users, Individual Payments, RTGS Systems, Immediate Page 54 of 90 Payment Service (IMPS), Unified Payments Interface (UPI).Legal and Regulatory Implications of Crypto currencies, Payment systems and their regulations.Digital Payments Smart Cards, Stored-Value Cards, EC Micropayments, Payment Gateways, Mobile Payments, Digital and Virtual Currencies, Security, Ethical, Legal, Privacy, and Technology Issues

UNIT II DIGITAL FINANCE AND ALTERNATIVE FINANCE**9**

A Brief History of Financial Innovation, Digitization of Financial Services, Crowd funding, Charity and Equity,. Introduction to the concept of Initial Coin Offering

UNIT III INSURETECH**9**

InsurTech Introduction , Business model disruption AI/ML in InsurTech • IoT and InsurTech ,Risk Modeling ,Fraud Detection Processing claims and Underwriting Innovations in Insurance Services

UNIT IV PEER TO PEER LENDING**9**

P2P and Marketplace Lending, New Models and New Products in market place lending P2P Infrastructure and technologies , Concept of Crowdfunding Crowdfunding Architecture and Technology ,P2P and Crowdfunding unicorns and business models , SME/MSME Lending: Unique opportunities and Challenges, Solutions and Innovations

UNIT V REGULATORY ISSUES**9**

FinTech Regulations: Global Regulations and Domestic Regulations, Evolution of RegTech, RegTech Ecosystem: Financial Institutions, RegTech Ecosystem: StartupsRegTech, Startups: Challenges, RegTech Ecosystem: Regulators, Use of AI in regulation and Fraud detection

TOTAL: 45 PERIODS**REFERENCE**

1. Swanson Seth, Fintech for Beginners: Understanding and Utilizing the power of technology, Createspace Independent Publishing Platform,2016.
2. Models AuTanda, Fintech Bigtech And Banks Digitalization and Its Impact On Banking Business, Springer, 2019
3. Henning Diedrich, Ethereum: Blockchains, Digital Assets, Smart Contracts, Decentralized Autonomous Organizations, Wildfire Publishing, 2016
4. Jacob William, FinTech:TheBeginner's Guide to Financial Technology, Createspace Independent Publishing Platform, 2016
5. IIBF, Digital Banking, Taxmann Publication, 2016
6. Jacob William, Financial Technology, Create space Independent Pub, 2016
7. Luke Sutton, Financial Technology: Bitcoin & Blockchain, Createspace Independent Pub, 2016

OBJECTIVES:

1. To learn about history, importance and evolution of Fintech
2. To acquire the knowledge of Fintech in payment industry
3. To acquire the knowledge of Fintech in insurance industry

4. To learn the Fintech developments around the world
5. To know about the future of Fintech

UNIT I	INTRODUCTION	9
Fintech - Definition, History, concept, meaning, architecture, significance, Goals, key areas in Fintech, Importance of Fintech, role of Fintech in economic development, opportunities and challenges in Fintech, Evolution of Fintech in different sectors of the industry - Infrastructure, Banking Industry, Startups and Emerging Markets, recent developments in FinTech, future prospects and potential issues with Fintech.		
UNIT II	PAYMENT INDUSTRY	9
FinTech in Payment Industry-Multichannel digital wallets, applications supporting wallets, onboarding and KYC application, FinTech in Lending Industry- Formal lending, Informal lending, P2P lending, POS lending, Online lending, Payday lending, Microfinance, Crowdfunding.		
UNIT III	INSURANCE INDUSTRY	9
FinTech in Wealth Management Industry-Financial Advice, Automated investing, Socially responsible investing, Fractional Investing, Social Investing. FinTech in Insurance Industry- P2P insurance, On-Demand Insurance, On-Demand Consultation, Customer engagement through Quote to sell, policy servicing, Claims Management, Investment linked health insurance.		
UNIT IV	FINTECH AROUND THE GLOBE	9
FinTech developments - US, Europe and UK, Germany, Sweden, France, China, India, Africa, Australia, New Zealand, Brazil and Middle East, Regulatory and Policy Assessment for Growth of FinTech. FinTech as disruptors, Financial institutions collaborating with FinTech companies, The new financial world.		
UNIT V	FUTURE OF FINTECH	9
How emerging technologies will change financial services, the future of financial services, banking on innovation through data, why FinTech banks will rule the world, The FinTech Supermarket, Banks partnering with FinTech start-ups, The rise of BankTech, Fintech impact on Retail Banking, A future without money, Ethics in Fintech.		

TOTAL : 45 PERIODS

REFERENCES

1. Arner D., Barbers J., Buckley R, The evolution of FinTech: a new post crisis paradigm, University of New South Wales Research Series, 2015
2. Susanne Chishti, Janos Barberis, The FINTECH Book: The Financial Technology Handbook for Investors, Entrepreneurs and Visionaries, Wiley Publications, 2016
3. Richard Hayen, FinTech: The Impact and Influence of Financial Technology on Banking and the Finance Industry, 2016
4. Parag Y Arjunwadkar, FinTech: The Technology Driving Disruption in the financial service industry CRC Press, 2018
5. Sanjay Phadke, Fintech Future : The Digital DNA of Finance Paperback .Sage Publications, 2020
6. Pranay Gupta, T. Mandy Tham, Fintech: The New DNA of Financial Services Paperback, 2018

VERTICAL 2: ENTREPRENEURSHIP

CMG337

FOUNDATIONS OF ENTREPRENEURSHIP

L T P C
3 0 0 3

Course Objectives

- To develop and strengthen the entrepreneurial quality and motivation of learners.

- To impart the entrepreneurial skills and traits essential to become successful entrepreneurs.
- To apply the principles and theories of entrepreneurship and management in Technology oriented businesses.
- To empower the learners to run a Technology driven business efficiently and effectively

UNIT I INTRODUCTION TO ENTREPRENEURSHIP 9

Entrepreneurship- Definition, Need, Scope - Entrepreneurial Skill & Traits - Entrepreneur vs. Intrapreneur; Classification of entrepreneurs, Types of entrepreneurs -Factors affecting entrepreneurial development – Achievement Motivation – Contributions of Entrepreneurship to Economic Development.

UNIT II BUSINESS OWNERSHIP & ENVIRONMENT 9

Types of Business Ownership – Business Environmental Factors – Political-Economic-Sociological-Technological-Environmental-Legal aspects – Human Resources Mobilisation-Basics of Managing Finance- Essentials of Marketing Management - Production and Operations Planning – Systems Management and Administration

UNIT III FUNDAMENTALS OF TECHNOPRENEURSHIP 9

Introduction to Technopreneurship - Definition, Need, Scope- Emerging Concepts- Principles - Characteristics of a technopreneur - Impacts of Technopreneurship on Society – Economy- Job Opportunities in Technopreneurship - Recent trends

UNIT IV APPLICATIONS OF TECHNOPRENEURSHIP 9

Technology Entrepreneurship - Local, National and Global practices - Intrapreneurship and Technology interactions, Networking of entrepreneurial activities – Launching - Managing Technology based Product / Service entrepreneurship -- Success Stories of Technopreneurs - Case Studies

UNIT V EMERGING TRENDS IN ENTREPRENEURSHIP 9

Effective Business Management Strategies For Franchising - Sub-Contracting- Leasing- Technopreneurs – Agripreneurs - Netpreneurs- Portfolio entrepreneurship - NGO Entrepreneurship – Recent Entrepreneurial Developments - Local – National – Global perspectives.

TOTAL45 : PERIODS

OUTCOMES:

Upon completion of this course, the student should be able to:

CO 1 Learn the basics of Entrepreneurship

CO 2 Understand the business ownership patterns and environment

CO 3 Understand the Job opportunities in Industries relating to Technopreneurship

CO 4 Learn about applications of technopreneurship and successful technopreneurs

CO 5 Acquaint with the recent and emerging trends in entrepreneurship

TEXT BOOKS:

- 1) S.S.Khanka, "Entrepreneurial Development" S.Chand & Co. Ltd. Ram Nagar New Delhi, 2021.
- 2) Donal F Kuratko Entrepreneurship (11th Edition) Theory, Process, Practice by Published 2019 by Cengage Learning,

REFERENCES :

- 1) Daniel Mankani. 2003. Technopreneurship: The successful Entrepreneur in the new Economy. Prentice Hall
- 2) Edward Elgar. 2007. Entrepreneurship, Cooperation and the Firm: The Emergence and Survival of High-Technology Ventures in Europe. Ed: Jan Ulijn, Dominique Drillon, and Frank Lasch. Wiley Pub.

- 3) Lang, J. 2002, The High Tech Entrepreneur's Handbook, Ft.com.
- 4) David Sheff 2002, China Dawn: The Story of a Technology and Business Revolution,
- 5) HarperBusiness, <https://fanny.staff.uns.ac.id/files/2013/12/Technopreneur-BASED-EDUCATION-REVOLUTION.pdf>
- 6) JumpStart: A Technopreneurship Fable, Dennis Posadas, (Singapore: Pearson Prentice Hall, 2009
- 7) Basics of Technopreneurship: Module 1.1-1.2, Frederico Gonzales, President-PESO Inc; M. Barcelon, UP
- 8) Journal articles pertaining to Entrepreneurship

CMG338 TEAM BUILDING & LEADERSHIP MANAGEMENT FOR BUSINESS L T P C
3 0 0 3

COURSE OBJECTIVES

- To develop and strengthen the Leadership qualities and motivation of learners.
- To impart the Leadership skills and traits essential to become successful entrepreneurs.
- To apply the principles and theories of Team Building in managing Technology oriented businesses.
- To empower the learners to build robust teams for running and leading a business efficiently and effectively

UNIT I INTRODUCTION TO MANAGING TEAMS 9

Introduction to Team - Team Dynamics - Team Formation – Stages of Team Development - Enhancing teamwork within a group - Team Coaching - Team Decision Making - Virtual Teams - Self Directed Work Teams (SDWTs) -Multicultural Teams.

UNIT II MANAGING AND DEVELOPING EFFECTIVE TEAMS 9

Team-based Organisations- Leadership roles in team-based organisations - Offsite training and team development - Experiential Learning - Coaching and Mentoring in team building - Building High-Performance Teams - Building Credibility and Trust - Skills for Developing Others - Team Building at the Top - Leadership in Teamwork Effectiveness.

UNIT III INTRODUCTION TO LEADERSHIP 9

Introduction to Leadership - Leadership Myths – Characteristics of Leader, Follower and Situation - Leadership Attributes - Personality Traits and Leadership- Intelligence Types and Leadership - Power and Leadership - Delegation and Empowerment .

UNIT IV LEADERSHIP IN ORGANISATIONS 9

Leadership Styles – LMX Theory- Leadership Theory and Normative Decision Model - Situational Leadership Model - Contingency Model and Path Goal Theory – Transactional and Transformational Leadership - Charismatic Leadership - Role of Ethics and Values in Organisational Leadership.

UNIT V LEADERSHIP EFFECTIVENESS 9

Leadership Behaviour - Assessment of Leadership Behaviors - Destructive Leadership - Motivation and Leadership - Managerial Incompetence and Derailment Conflict Management - Negotiation and Leadership - Culture and Leadership - Global Leadership – Recent Trends in Leadership.

TOTAL : 45 PERIODS

OUTCOMES:

Upon completion of this course, the student should be able to:

CO 1 Learn the basics of managing teams for business.

CO 2 Understand developing effective teams for business management.

CO 3 Understand the fundamentals of leadership for running a business.

CO 4 Learn about the importance of leadership for business development.

CO 5 Acquaint with emerging trends in leadership effectiveness for entrepreneurs.”

REFERENCES :

1. Hughes, R.L., Ginnett, R.C., & Curphy, G.J., Leadership: Enhancing the lessons of experience ,9th Ed, McGraw Hill Education, Chennai, India. (2019).
2. Katzenback, J.R., Smith, D.K., The Wisdom of Teams: Creating the High Performance Organisations, Harvard Business Review Press, (2015).
3. Haldar, U.K., Leadership and Team Building, Oxford University Press, (2010).
4. Daft, R.L., The Leadership Experience, Cengage, (2015).
5. Daniel Levi, Group Dynamics for Teams ,4th Ed, (2014), Sage Publications.
6. Dyer, W. G., Dyer, W. G., Jr., & Dyer, J. H..Team building: Proven strategies for improving team performance, 5th ed, Jossey-Bass, (2013).

CMG339 CREATIVITY & INNOVATION IN ENTREPRENEURSHIP

L T P C
3 0 0 3

COURSE OBJECTIVES

- To develop the creativity skills among the learners
- To impart the knowledge of creative intelligence essential for entrepreneurs
- To know the applications of innovation in entrepreneurship.
- To develop innovative business models for business.

UNIT I CREATIVITY

9

Creativity: Definition- Forms of Creativity-Essence, Elaborative and Expressive Creativities-Quality of Creativity-Existential, Entrepreneurial and Empowerment Creativities – Creative Environment- Creative Technology- - Creative Personality and Motivation.

UNIT II CREATIVE INTELLIGENCE

9

Creative Intelligence: Convergent thinking ability – Traits Congenial to creativity – Creativity Training--Criteria for evaluating Creativity-Credible Evaluation- Improving the quality of our creativity – Creative Tools and Techniques - Blocks to creativity- fears and Disabilities- Strategies for Unblocking- Designing Creativity Enabling Environment.

UNIT III INNOVATION

9

Innovation: Definition- Levels of Innovation- Incremental Vs Radical Innovation-Product Innovation and Process- Technological, Organizational Innovation – Indicators- Characteristics of Innovation in Different Sectors. Theories in Innovation and Creativity- Design Thinking and Innovation-Innovation as Collective Change-Innovation as a system

UNIT IV INNOVATION AND ENTREPRENEURSHIP

9

Innovation and Entrepreneurship: Entrepreneurial Mindset , Motivations and Behaviours- Opportunity Analysis and Decision Making- Industry Understanding - Entrepreneurial Opportunities- Entrepreneurial Strategies – Technology Pull/Market Push – Product -Market fit

UNIT V INNOVATIVE BUSINESS MODELS

9

Innovative Business Models: Customer Discovery-Customer Segments-Prospect Theory and Developing Value Propositions- Developing Business Models: Elements of Business Models –

UNIT IV PROMOTION AND DISTRIBUTION MANAGEMENT 9

Introduction to Promotion – Marketing Channels- Integrated Marketing Communications (IMC) - Introduction to Advertising and Sales Promotion – Basics of Public Relations and Publicity - Personal Selling - Process - Direct Marketing - Segmentation, Targeting and Positioning (STP)- Logistics Management- Introduction to Retailing and Wholesaling.

UNIT V CONTEMPORARY ISSUES IN MARKETING MANAGEMENT 9

Introduction - Relationship Marketing Vs. Relationship Management - Customer Relationship Management (CRM) - Forms of Relationship Management - CRM practices - Managing Customer Loyalty and Development – Buyer-Seller Relationships- Buying Situations in Industrial / Business Market - Buying Roles in Industrial Marketing - Factors that Influence Business - Services Marketing - E-Marketing or Online Marketing.

TOTAL 45 : PERIODS

COURSE OUTCOMES:

After completion of this course, the students will be able to :

CO1 Have the awareness of marketing management process

CO 2 Understand the marketing environment

CO 3 Acquaint about product and pricing strategies

CO 4 Knowledge of promotion and distribution in marketing management.

CO 5 Comprehend the contemporary marketing scenarios and offer solutions to marketing issues.

REFERENCES:

1. Marketing Management, Sherlekar S.A, Himalaya Publishing House, 2016.
2. Marketing Management , Philip Kotler and Kevin Lane Keller, PHI 15th Ed, 2015.
- 3 Marketing Management- An Indian perspective, Vijay Prakash Anand, Biztantra, Second edition, 2016.
4. Marketing Management Global Perspective, Indian Context, V.S.Ramaswamy & S.Namakumari, Macmillan Publishers India,5th edition, 2015.
5. Marketing Management, S.H.H. Kazmi, 2013, Excel Books India.
6. Marketing Management- text and Cases, Dr. C.B.Gupta & Dr. N.Rajan Nair, 17th edition, 2016.
7. Marketing Management- text and Cases, Dr. C.B.Gupta & Dr. N.Rajan Nair, 17th edition, 2016.

CMG341 HUMAN RESOURCE MANAGEMENT FOR ENTREPRENEURS L T P C
3 0 0 3

OBJECTIVES:

- To introduce the basic concepts, structure and functions of human resource management for entrepreneurs.
- To create an awareness of the roles, functions and functioning of human resource department.
- To understand the methods and techniques followed by Human Resource Management practitioners.

UNIT I INTRODUCTION TO HRM 9

Concept, Definition, Objectives- Nature and Scope of HRM - Evolution of HRM - HR Manager Roles- Skills - Personnel Management Vs. HRM - Human Resource Policies - HR Accounting - HR Audit - Challenges in HRM.

UNIT II HUMAN RESOURCE PLANNING 9

HR Planning - Definition - Factors- Tools - Methods and Techniques - Job analysis- Job rotation- Job Description - Career Planning - Succession Planning - HRIS - Computer Applications in HR - Recent Trends

UNIT III RECRUITMENT AND SELECTION 9

Sources of recruitment- Internal Vs. External - Domestic Vs. Global Sources -eRecruitment - Selection Process- Selection techniques -eSelection- Interview Types- Employee Engagement.

UNIT IV TRAINING AND EMPLOYEE DEVELOPMENT 9

Types of Training - On-The-Job, Off-The-Job - Training Needs Analysis – Induction and Socialisation Process - Employee Compensation - Wages and Salary Administration – Health and Social Security Measures- Green HRM Practices

UNIT V CONTROLLING HUMAN RESOURCES 9

Performance Appraisal – Types - Methods - Collective Bargaining - Grievances Redressal Methods – Employee Discipline – Promotion – Demotion - Transfer – Dismissal - Retrenchment - Union Management Relationship - Recent Trends

TOTAL 45 : PERIODS

COURSE COUTCOMES:

Upon completion of this course the learners will be able:

CO 1 To understand the Evolution of HRM and Challenges faced by HR Managers

CO 2 To learn about the HR Planning Methods and practices.

CO 3 To acquaint about the Recruitment and Selection Techniques followed in Industries.

CO 4 To known about the methods of Training and Employee Development.

CO 5 To comprehend the techniques of controlling human resources in organisations.

REFERENCES

- 1) Gary Dessler and Biju Varkkey, Human Resource Management, 14e , Pearson, 2015.
- 2) Mathis and Jackson, Human Resource Management, Cengage Learning 15e, 2017.
- 3) David A. Decenzo, Stephen.P.Robbins, and Susan L. Verhulst, Human Resource Management, Wiley, International Student Edition, 11th Edition, 2014
- 4) R. Wayne Mondy, Human Resource Management, Pearson , 2015.
- 5) Luis R.Gomez-Mejia, David B.Balkin, Robert L Cardy. Managing Human Resource. PHI Learning. 2012
- 6) John M. Ivancevich, Human Resource Management,12e, McGraw Hill Irwin,2013.
- 7) K. Aswathappa, Sadhna Dash , Human Resource Management - Text and Cases , 9th Edition, McGraw Hill, 2021.
- 8) Uday Kumar Haldar, Juthika Sarkar. Human Resource management. Oxford. 2012

CMG342 FINANCING NEW BUSINESS VENTURES

**L T P C
3 0 0 3**

Course Objectives

- To develop the basics of business venture financing.
- To impart the knowledge essential for entrepreneurs for financing new ventures.
- To acquaint the learners with the sources of debt and quity financing.
- To empower the learners towards fund rasiing for new ventures effectively.

UNIT I ESSENTIALS OF NEW BUSINESS VENTURE 9

Setting up new Business Ventures – Need - Scope - Franchising - Location Strategy, Registration Process - State Directorate of Industries- Financing for New Ventures - Central and State Government Agencies - Types of loans – Financial Institutions - SFC, IDBI, NSIC and SIDCO.

UNIT II INTRODUCTION TO VENTURE FINANCING 9

Venture Finance – Definition – Historic Background - Funding New Ventures- Need – Scope – Types - Cost of Project - Means of Financing - Estimation of Working Capital - Requirement of funds – Mix of Debt and Equity - Challenges and Opportunities.

UNIT III SOURCES OF DEBT FINANCING 9

Fund for Capital Assets - Term Loans - Leasing and Hire-Purchase - Money Market instruments – Bonds, Corporate Papers – Preference Capital- Working Capital Management- Fund based Credit Facilities - Cash Credit - Over Draft.

UNIT IV SOURCES OF EQUITY FINANCING 9

Own Capital, Unsecured Loan - Government Subsidies , Margin Money- Equity Funding - Private Equity Fund- Schemes of Commercial banks - Angel Funding – Crowdfunding- Venture Capital.

UNIT V METHODS OF FUND RAISING FOR NEW VENTURES 9

Investor Decision Process - Identifying the appropriate investors- Targeting investors- Developing Relationships with investors - Investor Selection Criteria- Company Creation- Raising Funds - Seed Funding- VC Selection Criteria – Process- Methods- Recent Trends

TOTAL 45 : PERIODS

OUTCOMES:

Upon completion of this course, the students should be able to:

- CO 1 Learn the basics of starting a new business venture.
- CO 2 Understand the basics of venture financing.
- CO 3 Understand the sources of debt financing.
- CO 4 Understand the sources of equity financing.
- CO 5 Acquaint with the methods of fund raising for new business ventures.

REFERENCES :

- 1) Principles of Corporate Finance by Brealey and Myers et al., 12TH ed, McGraw Hill Education (India) Private Limited, 2018
- 2) Prasanna Chandra, Projects : Planning ,Analysis, Selection , Financing, Implementation and Review, McGraw Hill Education India Pvt Ltd ,New Delhi , 2019.
- 3) Introduction to Project Finance. Andrew Fight, Butterworth-Heinemann, 2006.
- 4) Metrick, Andrew; Yasuda, Ayako. Venture Capital And The Finance Of Innovation. Venture Capital And The Finance Of Innovation, 2nd Edition, Andrew Metrick And Ayako Yasuda, Eds., John Wiley And Sons, Inc, 2010.
- 5) Feld, Brad; Mendelson, Jason. Venture Deals. Wiley, 2011.
- 6) May, John; Simons, Cal. Every Business Needs An Angel: Getting The Money You Need To Make Your Business Grow. Crown Business, 2001.
- 7) Gompers, Paul Alan; Lerner, Joshua. The Money Of Invention: How Venture Capital Creates New Wealth. Harvard Business Press, 2001.
- 8) Camp, Justin J. Venture Capital Due Diligence: A Guide To Making Smart Investment Choices And Increasing Your Portfolio Returns. John Wiley & Sons, 2002.
- 9) Byers, Thomas. Technology Ventures: From Idea To Enterprise. Mcgraw-Hill Higher Education, 2014.
- 10) Lerner, Josh; Leamon, Ann; Hardyman, Felda. Venture Capital, Private Equity, And The Financing Of Entrepreneurship. 2012.

VERTICAL 3: PUBLIC ADMINISTRATION

CMG343 **PRINCIPLES OF PUBLIC ADMINISTRATION** **L T P C**
3 0 0 3
(9)

UNIT-I

1. Meaning, Nature and Scope of Public Administration
2. Importance of Public Administration
3. Evolution of Public Administration

UNIT-II

1. New Public Administration
2. New Public Management
3. Public and Private Administration

UNIT-III

1. Relationships with Political Science, History and Sociology
2. Classical Approach
3. Scientific Management Approach

UNIT-IV

1. Bureaucratic Approach: Max Weber
2. Human Relations Approach : Elton Mayo
3. Ecological Approach : Riggs

UNIT-V

1. Leadership: Leadership - Styles - Approaches
2. Communication: Communication Types - Process - Barriers
3. Decision Making: Decision Making - Types, Techniques and Processes.

TOTAL: 45 PERIODS

REFERENCES:

1. Avasthi and Maheswari: Public Administration in India, Agra:Lakshmi Narain Agarwal,2013.
2. Ramesh K Arora: Indian Public Administration, New Delhi: Wishwa Prakashan, 2012.
3. R.B. Jain: Public Administration in India,21st Century Challenges for Good Governance, New Delhi: Deep and Deep, 2002.
4. Rumki Basu: Public Administration:Concept and Theories, New Delhi:Sterling, 2013.
5. R. Tyagi, Public Administration, Atma Ram & Sons, New Delhi, 1983.

CMG344

CONSTITUTION OF INDIA

L T P C
3 0 0 3
(9)

UNIT-I

1. Constitutional Development Since 1909 to 1947
2. Making of the Constitution.
3. Constituent Assembly

UNIT-II

1. Fundamental Rights
2. Fundamental Duties
3. Directive Principles of State Policy

UNIT-III

1. President
2. Parliament
3. Supreme Court

UNIT-IV (9)

1. Governor
2. State Legislature
3. High Court

UNIT-V (9)

1. Secularism
2. Social Justice
3. Minority Safeguards

TOTAL: 45 PERIODS

REFERENCES:

1. Basu. D.D.: Introduction to Indian Constitution ; Prentice Hall; New Delhi.
2. Kapur. A.C: Indian Government and Political System; S.Chand and Company Ltd., New Delhi.
3. Johari J.C.: Indian Politics, Vishal Publications Ltd, New Delhi
4. Agarwal R.C: Indian Political System; S.Chand & Co., New Delhi

CMG345 PUBLIC PERSONNEL ADMINISTRATION L T P C

**3 0 0 3
(9)**

UNIT-I

1. Meaning, Scope and Importance of Personnel Administration
2. Types of Personnel Systems: Bureaucratic, Democratic and Representative systems

UNIT-II (9)

1. Generalist Vs Specialist
2. Civil Servants' Relationship with Political Executive
3. Integrity in Administration.

UNIT-III (9)

1. Recruitment: Direct Recruitment and Recruitment from Within
2. Training: Kinds of Training
3. Promotion

UNIT-IV (9)

1. All India Services
2. Service Conditions
3. State Public Service Commission

UNIT-V (9)

1. Employer Employee Relations
2. Wage and Salary Administration
3. Allowances and Benefits

TOTAL: 45 PERIODS

REFERENCES:

1. Stahl Glean O: Public Personnel Administration
2. Parnandikar Pai V.A: Personnel System for Development Administration.

3. Bhambhiru . P: Bureaucracy and Policy in India.
4. Dwivedi O.P and Jain R.B: India's Administrative state.
5. Muttalis M.A: Union Public Service Commission.
6. Bhakara Rao .V: Employer Employee Relations in India.
7. Davar R.S. Personnel Management & Industrial Relations

CMG346 ADMINISTRATIVE THEORIES L T P C
3 0 0 3

UNIT I		(9)
Meaning, Scope and significance of Public Administration, Evolution of Public Administration as a discipline and Identity of Public Administration		
UNIT II		(9)
Theories of Organization: Scientific Management Theory, Classical Model, Human Relations Theory		
UNIT III		(9)
Organization goals and Behaviour, Groups in organization and group dynamics, Organizational Design.		
UNIT IV		(9)
Motivation Theories, content, process and contemporary; Theories of Leadership: Traditional and Modern: Process and techniques of decision-making		
UNIT V		(9)
Administrative thinkers: Kautilya, Woodrow Willson, C.I. Barnard . Peter Drucker		
		TOTAL: 45 PERIODS

REFERENCES:

1. Crozier M : The Bureaucratic phenomenon (Chand)
2. Blau. P.M and Scott. W : Formal Organizations (RKP)
3. Presthus. R : The Organizational Society (MAC)
4. Alvi, Shum Sun Nisa : Eminent Administrative Thinkers.
5. Keith Davis : Organization Theory (MAC)

CMG347 INDIAN ADMINISTRATIVE SYSTEM L T P C
3 0 0 3

UNIT I		(9)
Evolution and Constitutional Context of Indian Administration, Constitutional Authorities: Finance Commission, Union Public Services Commission, Election Commission, Comptroller and Auditor General of India, Attorney General of India		
UNIT II		(9)
Role & Functions of the District Collector, Relationship between the District Collector and Superintendent of Police, Role of Block Development Officer in development programmes, Local Government		
UNIT III		(9)
Main Features of 73rd Constitutional Amendment Act 1992, Salient Features of 74th Constitutional Amendment Act 1992		
UNIT IV		(9)

Coalition politics in India, Integrity and Vigilance in Indian Administration

UNIT V

(9)

Corruption – Ombudsman, Lok Pal & Lok Ayuktha

TOTAL: 45 PERIODS

REFERENCES:

1. S.R. Maheswari : Indian Administration
2. Khera. S.S : Administration in India
3. Ramesh K. Arora : Indian Public Administration
4. T.N. Chaturvedi : State administration in India
5. Basu, D.D : Introduction to the Constitution of India

CMG348

PUBLIC POLICY ADMINISTRATION

L T P C
3 0 0 3

UNIT-I

(9)

Meaning and Definition of Public Policy - Nature, Scope and Importance of public policy – Public policy relationship with social sciences especially with political science and Public Administration.

UNIT-II

(9)

Approaches in Policy Analysis - Institutional Approach – Incremental Approach and System's Approach – Dror's Optimal Model

UNIT-III

(9)

Major stages involved in Policy making Process – Policy Formulation – Policy Implementation – Policy Evaluation.

UNIT-IV

(9)

Institutional Framework of Policy making – Role of Bureaucracy – Role of Interest Groups and Role of Political Parties.

UNIT-V

(9)

Introduction to the following Public Policies – New Economic Policy – Population Policy – Agriculture policy - Information Technology Policy.

TOTAL: 45 PERIODS

REFERENCES:

1. Rajesh Chakrabarti & Kaushik Sanyal : Public Policy in India, Oxford University Press, 2016.
2. Kuldeep Mathur : Public Policy and Politics in India, Oxford University Press, 2016.
3. Bidyutv Chakrabarty: Public Policy: Concept, Theory and Practice, 2015.
4. Pradeep Saxena : Public Policy Administration and Development
5. Sapru R.K. : Public Policy: Formulation, Implementation and Evaluation, Sterling Publishers, 2016.

VERTICAL 4: BUSINESS DATA ANALYTICS

CMG349

STATISTICS FOR MANAGEMENT

L T P C
3 0 0 3

OBJECTIVE:

- To learn the applications of statistics in business decision making.

UNIT I	INTRODUCTION	9
Basic definitions and rules for probability, Baye's theorem and random variables, Probability distributions: Binomial, Poisson, Uniform and Normal distributions.		
UNIT II	SAMPLING DISTRIBUTION AND ESTIMATION	9
Introduction to sampling distributions, Central limit theorem and applications, sampling techniques, Point and Interval estimates of population parameters.		
UNIT III	TESTING OF HYPOTHESIS - PARAMETIRC TESTS	9
Hypothesis testing: one sample and two sample tests for means of large samples (z-test), one sample and two sample tests for means of small samples (t-test), ANOVA one way.		
UNIT IV	NON-PARAMETRIC TESTS	9
Chi-square tests for independence of attributes and goodness of fit, Kolmogorov-Smirnov – test for goodness of fit, Mann – Whitney U test and Kruskal Wallis test.		
UNIT V	CORRELATION AND REGRESSION	9
Correlation –Rank Correlation – Regression – Estimation of Regression line – Method of Least Squares – Standard Error of estimate.		

TOTAL:45 PERIODS

OUTCOMES:

- To facilitate objective solutions in business decision making.
- To understand and solve business problems
- To apply statistical techniques to data sets, and correctly interpret the results.
- To develop skill-set that is in demand in both the research and business environments
- To enable the students to apply the statistical techniques in a work setting.

REFERENCES:

1. Richard I. Levin, David S. Rubin, Masood H.Siddiqui, Sanjay Rastogi, Statistics for Management, Pearson Education, 8th Edition, 2017.
2. Prem. S. Mann, Introductory Statistics, Wiley Publications, 9th Edition, 2015.
3. T N Srivastava and Shailaja Rego, Statistics for Management, Tata McGraw Hill, 3rd Edition 2017.
4. Ken Black, Applied Business Statistics, 7th Edition, Wiley India Edition, 2012.
5. David R. Anderson, Dennis J. Sweeney, Thomas A.Williams, Jeffrey D.Camm, James J.Cochran, Statistics for business and economics, 13th edition, Thomson (South – Western) Asia, Singapore, 2016.
6. N. D. Vohra, Business Statistics, Tata McGraw Hill, 2017.

CMG350	DATAMINING FOR BUSINESS INTELLIGENCE	L T P C
		3 0 0 3

OBJECTIVES :

- To know how to derive meaning form huge volume of data and information.
- To understand how knowledge discovering process is used in business decision making.

UNIT I	INTRODUCTION	9
Data mining, Text mining, Web mining, Data ware house.		
UNIT II	DATA MINING PROCESS	9
Datamining process – KDD, CRISP-DM, SEMMA Prediction performance measures		

UNIT III	PREDICTION TECHNIQUES	9
Data visualization, Time series – ARIMA, Winter Holts,		
UNIT IV	CLASSIFICATION AND CLUSTERING TECHNIQUES	9
Classification, Association, Clustering.		
UNIT V	MACHINE LEARNING AND AI	9
Genetic algorithms, Neural network, Fuzzy logic, Ant Colony optimization, Particle Swarm optimization		
TOTAL: 45 PERIODS		

OUTCOMES:

1. Learn to apply various data mining techniques into various areas of different domains.
2. Be able to interact competently on the topic of data mining for business intelligence.
3. Apply various prediction techniques.
4. Learn about supervised and unsupervised learning technique.
5. Develop and implement machine learning algorithms

REFERENCES :

1. Jaiwei Ham and Micheline Kamber, Data Mining concepts and techniques, Kauffmann Publishers 2006
2. Efraim Turban, Ramesh Sharda, Jay E. Aronson and David King, Business Intelligence, Prentice Hall, 2008.
3. W.H.Inmon, Building the Data Warehouse, fourth edition Wiley India pvt. Ltd. 2005.
4. Ralph Kimball and Richard Merz, The data warehouse toolkit, John Wiley, 3rd edition, 2013.
5. Michel Berry and Gordon Linoff, Mastering Data mining, John Wiley and Sons Inc, 2nd Edition, 2011
6. Michel Berry and Gordon Linoff, Data mining techniques for Marketing, Sales and Customer support, John Wiley, 2011
7. G. K. Gupta, Introduction to Data mining with Case Studies, Prentice hall of India, 2011
8. Giudici, Applied Data mining – Statistical Methods for Business and Industry, John Wiley. 2009
9. Elizabeth Vitt, Michael Luckevich Stacia Misner, Business Intelligence, Microsoft, 2011
10. Michalewicz Z., Schmidt M. Michalewicz M and Chiriack C, Adaptive Business Intelligence, Springer – Verlag, 2007
11. Galit Shmueli, Nitin R. Patel and Peter C. Bruce, Data Mining for Business Intelligence – Concepts, Techniques and Applications Wiley, India, 2010.

CMG351	HUMAN RESOURCE ANALYTICS	L T P C 3 0 0 3
---------------	---------------------------------	----------------------------------

OBJECTIVE:

- To develop the ability of the learners to define and implement HR metrics that are aligned with the overall business strategy.
- To know the different types of HR metrics and understand their respective impact and application.
- To understand the impact and use of HR metrics and their connection with HR analytics.
- To understand common workforce issues and resolving them using people analytics.

UNIT I -	INTRODUCTION TO HR ANALYTICS	9
People Analytics - stages of maturity - Human Capital in the Value Chain : impact on business – HR metrics and KPIs.		

UNIT II - HR ANALYTICS I: RECRUITMENT **9**
Recruitment Metrics : Fill-up ratio - Time to hire - Cost per hire - Early turnover - Employee referral hires - Agency hires - Lateral hires - Fulfillment ratio- Quality of hire.

UNIT III - HR ANALYTICS - TRAINING AND DEVELOPMENT **9**
Training & Development Metrics : Percentage of employees trained- Internally and externally trained -Training hours and cost per employee - ROI.

UNIT IV - HR ANALYTICS EMPLOYEE ENGAGEMENT AND CAREER PROGRESSION **9**
Employee Engagement Metrics :Talent Retention index - Voluntary and involuntary turnover-grades, performance, and service tenure - Internal hired index Career Progression Metrics: Promotion index - Rotation index - Career path index.

UNIT V - HR ANALYTICS IV: WORKFORCE DIVERSITY AND DEVELOPMENT **9**
Workforce Diversity and Development Metrics : Employees per manager – Workforce age profiling - Workforce service profiling - Churnover index - Workforce diversity index - Gender mix

TOTAL: 45 PERIODS

OUTCOME:

- The learners will be conversant about HR metrics and ready to apply at work settings.
- The learners will be able to resolve HR issues using people analytics.

REFERENCES:

1. JacFitzenz , The New HR Analytics, AMACOM , 2010.
2. Edwards M. R., & Edwards K, Predictive HR Analytics: Mastering the HR Metric.London: Kogan Page.2016.
3. Human Resources kit for Dummies – 3 rd edition – Max Messmer, 2003
4. Dipak Kumar Bhattacharyya, HR Analytics ,Understanding Theories and Applications, SAGE Publications India ,2017.
5. Sesil, J. C. , Applying advanced analytics to HR management decisions: Methods fo selection, developing incentives, and improving collaboration. Upper Saddle River,New Jersey: Pearson Education,2014.
6. Pease, G., & Beresford, B, Developing Human Capital: Using Analytics to Plan and Optimize Your Learning and Development Investments. Wiley ,2014.
7. Phillips, J., & Phillips, P.P, Making Human Capital Analytics Work: Measuring the ROI of Human Capital Processes and OUTCOME. McGraw-Hill,2014.
8. HR Scorecard and Metrices, HBR, 2001.

CMG352 **MARKETING AND SOCIAL MEDIA WEB ANALYTICS** **L T P C**
3 0 0 3

OBJECTIVE:

- To showcase the opportunities that exist today to leverage the power of the web and social media

UNIT I **MARKETING ANALYTICS** **9**
Marketing Budget and Marketing Performance Measure, Marketing - Geographical Mapping, Data Exploration, Market Basket Analysis

UNIT II COMMUNITY BUILDING AND MANAGEMENT 9
History and Evolution of Social Media-Understanding Science of Social Media –Goals for using Social Media- Social Media Audience and Influencers - Digital PR- Promoting Social Media Pages-Linking Social Media Accounts-The Viral Impact of Social Media.

UNIT III SOCIAL MEDIA POLICIES AND MEASUREMENTS 9
Social Media Policies-Etiquette, Privacy- ethical problems posed by emerging social media technologies - The Basics of Tracking Social Media.

UNIT IV WEB ANALYTICS 9
Data Collection, Overview of Qualitative Analysis, Business Analysis, KPI and Planning, Critical Components of a Successful Web Analytics Strategy, Proposals & Reports, Web Data Analysis.

UNIT V SEARCH ANALYTICS 9
Search engine optimization (SEO), user engagement, user-generated content, web traffic analysis, online security, online ethics, data visualization.

TOTAL: 45 PERIODS

OUTCOME:

➤ The Learners will understand social media, web and social media analytics and their potential impact.

REFERENCES:

1. K. M. Shrivastava, Social Media in Business and Governance, Sterling Publishers Private Limited, 2013
2. Christian Fuchs, Social Media a critical introduction, SAGE Publications Ltd, 2014
3. Bittu Kumar, Social Networking, V & S Publishers, 2013
4. Avinash Kaushik, Web Analytics - An Hour a Day, Wiley Publishing, 2007
5. Ric T. Peterson, Web Analytics Demystified, Celilo Group Media and CafePress 2004
6. Takeshi Moriguchi, Web Analytics Consultant Official Textbook, 7th Edition, 2016

**CMG353 OPERATION AND SUPPLY CHAIN ANALYTICS LT P C
3 0 0 3**

OBJECTIVE:

➤ To treat the subject in depth by emphasizing on the advanced quantitative models and methods in operations and supply chain management and its practical aspects and the latest developments in the field.

UNIT I INTRODUCTION 9
Descriptive, predictive and prescriptive analytics, Data Driven Supply Chains – Basics, transforming supply chains.

UNIT II WAREHOUSING DECISIONS 9
P-Median Methods - Guided LP Approach, Greedy Drop Heuristics, Dynamic Location Models, Space Determination and Layout Methods.

UNIT III INVENTORY MANAGEMENT 9
Dynamic Lot sizing Methods, Multi-Echelon Inventory models, Aggregate Inventory system and LIMIT, Risk Analysis in Supply Chain, Risk pooling strategies.

OUTCOME

➤ The learners should be able to perform financial analysis for decision making using excel, Python and R.

REFERENCES:

1. Financial analytics with R by Mark J. Bennett, Dirk L. Hugen, Cambridge university press.
2. Haskell Financial Data Modeling and Predictive Analytics Paperback – Import, 25 Oct 2013 by Pavel Ryzhov.
3. Quantitative Financial Analytics: The Path To Investment Profits Paperback – Import, 11 Sep 2017 by Edward E Williams (Author), John A Dobelman.
4. Python for Finance - Paperback – Import, 30 Jun 2017 by Yuxing Yan (Author).
5. Mastering Python for Finance Paperback – Import, 29 Apr 2015 by James Ma Weiming.

VERTICAL 5: ENVIRONMENT AND SUSTAINABILITY

CES331

SUSTAINABLE INFRASTRUCTURE DEVELOPMENT

L T P C

3 0 0 3

OBJECTIVE:

- To impart knowledge about sustainable Infrastructure development goals, practices and to understand the concepts of sustainable planning, design, construction, maintenance and decommissioning of infrastructure projects.

UNIT I SUSTAINABLE DEVELOPMENT GOALS

9

Definitions, principles and history of Sustainable Development - Sustainable development goals (SDG): global and Indian – Infrastructure Demand and Supply - Environment and Development linkages - societal and cultural demands – Sustainability indicators - Performance indicators of sustainability and Assessment mechanism - Policy frameworks and practices: global and Indian – Infrastructure Project finance – Infrastructure project life cycle - Constraints and barriers for sustainable development - future directions.

UNIT II SUSTAINABLE INFRASTRUCTURE PLANNING

9

Overview of Infrastructure projects: Housing sector, Power sector, Water supply, road, rail and port transportation sector, rural and urban infrastructure. Environmental Impact Assessment (EIA), Land acquisition -Legal aspects, Resettlement & Rehabilitation and Development - Cost effectiveness Analysis - Risk Management Framework for Infrastructure Projects, Economic, demand, political, socio-environmental and cultural risks. Shaping the Planning Phase of Infrastructure Projects to mitigate risks, Designing Sustainable Contracts, Negotiating with multiple Stakeholders on Infrastructure Projects. Use of ICT tools in planning – Integrated planning - Clash detection in construction - BIM (Building Information Modelling).

UNIT III SUSTAINABLE CONSTRUCTION PRACTICES AND TECHNIQUES

9

Sustainability through lean construction approach - Enabling lean through information technology – Lean in planning and design - IPD (Integrated Project Delivery) - Location Based Management System - Geospatial Technologies for machine control, site management, precision control and real time progress monitoring - Role of logistics in achieving sustainable construction – Data management for integrated supply chains in construction - Resource efficiency benefits of effective logistics - Sustainability in geotechnical practice – Design considerations, Design Parameters and Procedures – Quality control and Assurance - Use of sustainable construction techniques: Precast concrete technology, Pre-engineered buildings.

UNIT IV SUSTAINABLE CONSTRUCTION MATERIALS

9

Construction materials: Concrete, steel, glass, aluminium, timber and FRP - No/Low cement concrete - Recycled and manufactured aggregate - Role of QC and durability - Sustainable consumption – Eco-efficiency - green consumerism - product stewardship and green engineering - Extended producer responsibility – Design for Environment Strategies, Practices, Guidelines, Methods, And Tools. Eco-design strategies –Design for Disassembly - Dematerialization, rematerialization, transmaterialization – Green procurement and green distribution - Analysis framework for reuse and recycling – Typical constraints on reuse and recycling - Communication of Life Cycle Information - Indian Eco mark scheme - Environmental product declarations – Environmental marketing- Life cycle Analysis (LCA), Advances in LCA: Hybrid LCA, Thermodynamic LCA - Extending LCA - economic dimension, social dimension - Life cycle costing (LCC) - Combining LCA and LCC – Case studies

UNIT V SUSTAINABLE MAINTENANCE OF INFRASTRUCTURE PROJECTS

9

Case Studies - Sustainable projects in developed countries and developing nations - An Integrated Framework for Successful Infrastructure Planning and Management - Information Technology and Systems for Successful Infrastructure Management, - Structural Health Monitoring for Infrastructure projects - Innovative Design and Maintenance of Infrastructure Facilities - Capacity Building and Improving the Governments Role in Infrastructure Implementation, Infrastructure Management Systems and Future Directions. – Use of Emerging Technologies – IoT, Big Data Analytics and Cloud Computing, Artificial Intelligences, Machine and Deep Learning, Fifth Generation (5G) Network services for maintenance .

TOTAL: 45 PERIODS

OUTCOME:

On completion of the course, the student is expected to be able to

CO1 Understand the environment sustainability goals at global and Indian scenario.

CO2 Understand risks in development of projects and suggest mitigation measures.

CO3 Apply lean techniques, LBMS and new construction techniques to achieve sustainability in infrastructure construction projects.

CO4 Explain Life Cycle Analysis and life cycle cost of construction materials.

CO5 Explain the new technologies for maintenance of infrastructure projects.

REFERENCES:

1. Charles J Kibert, Sustainable Construction : Green Building Design & Delivery, 4th Edition , Wiley Publishers 2016.
2. Steve Goodhew, Sustainable Construction Process, Wiley Blackwell,UK, 2016.
3. Craig A. Langston & Grace K.C. Ding, Sustainable Practices in the Built Environment, Butterworth Heinemann Publishers, 2011.
4. William P Spence, Construction Materials, Methods & Techniques (3e), Yesdee Publication Pvt. Ltd, 2016.
5. New Building Materials and Construction World magazine
6. Kerry Turner. R, "Sustainable Environmental Management", Principles and Practice Publisher:Belhaven Press,ISBN:1852930039.
7. Munier N, "Introduction to Sustainability", Springer2005
8. Sharma, "Sustainable Smart Cities In India: Challenges And Future Perspectives", SPRINGER, 2022.
9. Ralph Horne, Tim Grant, KarliVerghese, Life Cycle Assessment: Principles, Practice and Prospects, Csiro Publishing,2009
10. European Commission - Joint Research Centre - Institute for Environment and Sustainability: International Reference Life Cycle Data System (ILCD) Handbook - General guide for Life Cycle Assessment - Detailed guidance. Luxembourg. European Union;2010
11. Hudson, Haas, Uddin, Infrastructure management: integrating design, construction, maintenance, rehabilitation, and renovation, McGraw Hill, (1997).

12. GregerLundesjö, Supply Chain Management and Logistics in Construction: Delivering Tomorrow's Built Environment, Kogan Page Publishers, 2015.

CO's- PO's & PSO's MAPPING

CO's	PO's												PSO's		
	1	2	3	4	5	6	7	8	9	10	11	12	1	2	3
1	2		1	1		2	3	1	1		2	1	1	2	1
2	3	1	3	2	1	2	2		1	1	1	2	2	2	2
3	2	2	3	1	1	1	1				1	1	1	3	1
4	3	1	3	2	2	1	3	1	1	1	1	2	2	2	2
5	3	1	2	2	2	2	3	1		1	1	2	2	3	2
Avg.	3	1	3	2	2	2	3	1	1	1	1	2	2	3	2

CES332 SUSTAINABLE AGRICULTURE AND ENVIRONMENTAL MANAGEMENT L T P C 3 0 0 3

OBJECTIVES:

- To educate the students about the issues of sustainability in agroecosystems, introduce the concepts and principles of agroecology as applied to the design and management of sustainable agricultural systems for a changing world.

UNIT I AGROECOLOGY, AGROECOSYSTEM AND SUSTAINABLE AGRICULTURE CONCEPTS 9

Ecosystem definition - Biotic Vs. abiotic factors in an ecosystem - Ecosystem processes - Ecological services and agriculture - Problems associated with industrial agriculture/food systems - Defining sustainability - Characteristics of sustainable agriculture - Difference between regenerative and sustainable agriculture systems

UNIT II SOIL HEALTH, NUTRIENT AND PEST MANAGEMENT 9

Soil health definition - Factors to consider (physical, chemical and biological) - Composition of healthy soils - Soil erosion and possible control measures - Techniques to build healthy soil - Management practices for improving soil nutrient - Ecologically sustainable strategies for pest and disease control

UNIT III WATER MANAGEMENT 9

Soil water storage and availability - Plant yield response to water - Reducing evaporation in agriculture - Earthworks and tanks for rainwater harvesting - Options for improving the productivity of water - Localized irrigation - Irrigation scheduling - Fertigation - Advanced irrigation systems and agricultural practices for sustainable water use

UNIT IV ENERGY AND WASTE MANAGEMENT 9

Types and sources of agricultural wastes - Composition of agricultural wastes - Sustainable technologies for the management of agricultural wastes - Useful and high value materials produced using different processes from agricultural wastes - Renewable energy for sustainable agriculture

UNIT V EVALUATING SUSTAINABILITY IN AGROECOSYSTEMS 9

Indicators of sustainability in agriculture - On-farm evaluation of agroecosystem sustainability - Alternative agriculture approaches/ farming techniques for sustainable food production - Goals and components of a community food system - Case studies

OUTCOME

On completion of the course, the student is expected to be able to

- CO1 Have an in-depth knowledge about the concepts, principles and advantages of sustainable agriculture
- CO2 Discuss the sustainable ways in managing soil health, nutrients, pests and diseases
- CO3 Suggest the ways to optimize the use of water in agriculture to promote an ecological use of resources
- CO4 Develop energy and waste management plans for promoting sustainable agriculture in non-sustainable farming areas
- CO5 Assess an ecosystem for its level of sustainability and prescribe ways of converting to a sustainable system through the redesign of a conventional agroecosystem

REFERENCES:

1. Approaches to Sustainable Agriculture – Exploring the Pathways Towards the Future of Farming, Oberc, B.P. & Arroyo Schnell, A., IUCN, Belgium, 2020
2. Natural bioactive products in sustainable agriculture, Singh, J. & Yadav, A.N., Springer, 2020
3. Organic Farming for Sustainable Agriculture, Nandwani, D., Springer, 2016
4. Principles of Agronomy for Sustainable Agriculture, Villalobos, F.J. & Fereres, E., Springer, 2016
5. Sustainable Agriculture for Food Security: A Global Perspective, Balkrishna, A., CRC Press, 2021
6. Sustainable Energy Solutions in Agriculture, Bundschuh, J. & Chen, G., CRC Press, 2014

CO – PO Mapping - SUSTAINABLE AGRICULTURE PRACTICES

CO's	PO's												PSO's		
	1	2	3	4	5	6	7	8	9	10	11	12	1	2	3
1		2						2		2			2	2	
2		2		2	2	2							3	2	
3				2		2							3	2	3
4	3	2			2			2	2	2	2		3	2	3
5		2	3	2			1					1		2	
Avg.	3	2	3	2	2	2	1	2	2	2	2	1	3	2	3

1 - Low; 2 - Medium; 3 - High; '- ' - No correlation

CES333

SUSTAINABLE BIOMATERIALS

L T P C
3 0 0 3

OBJECTIVES

- To Impart knowledge of biomaterials and their properties
- To learn about Fundamentals aspects of Biopolymers and their applications
- To learn about bioceramics and biopolymers
- To introduce the students about metals as biomaterials and their usage as implants
- To make the students understand the significance of bionanomaterials and its applications.

UNIT I INTRODUCTION TO BIOMATERIALS

9

Introduction: Definition of biomaterials, requirements & classification of biomaterials- Types of Biomaterials- Degradable and resorbable biomaterials- engineered natural materials-

Biocompatibility-Hydrogels-pyrolitic carbon for long term medical implants-textured and porous materials-Bonding types- crystal structure-imperfection in crystalline structure-surface properties and adhesion of materials –strength of biological tissues-performance of implants-tissue response to implants- Impact and Future of Biomaterials

UNIT II BIO POLYMERS 9

Molecular structure of polymers -Molecular weight - Types of polymerization techniques–Types of polymerization reactions- Physical states of polymers- Common polymeric biomaterials - Polyethylene -Polymethylmethacrylate (PMMA)-Polylactic acid (PLA) and polyglycolic acid (PGA) - Polycaprolactone (PCL) - Other biodegradable polymers –Polyurethan- reactions polymers for medical purposes - Collagens- Elastin- Cellulose and derivatives-Synthetic polymeric membranes and their biological applications

UNIT III BIO CERAMICS AND BIOCOSITES 9

General properties- Bio ceramics -Silicate glass - Alumina (Al₂O₃) -Zirconia (ZrO₂)-Carbon-Calcium phosphates (CaP)- Resorbable Ceramics- surface reactive ceramics- Biomedical Composites-Polymer Matrix Composite(PMC)-Ceramic Matrix Composite(CMC)-Metal Matrix Composite (MMC)–glass ceramics - Orthopedic implants-Tissue engineering scaffolds

UNIT IV METALS AS BIOMATERIALS 9

Biomedical metals-types and properties-stainless steel-Cobalt chromium alloys-Titanium alloys-Tantalum-Nickel titanium alloy (Nitinol)- magnesium-based biodegradable alloys-surface properties of metal implants for osteointegration-medical application-corrosion of metallic implants – biological tolerance of implant metals

UNIT V NANOBIMATERIALS 9

Meatllcnanobiomaterials–Nanopolymers-Nanoceramics- Nanocomposites -Carbon based nanobiomaterials - transport of nanoparticles- release rate-positive and negative effect of nanosize-nanofibres-Nano and micro features and their importance in implant performance-Nanosurface and coats-Applications nanoantibiotics-Nanomedicines- Biochips – Biomimetics-BioNEMs -Biosensor-Bioimaging/Molecular Imaging- challenges and future perspective.

TOTAL : 45 PERIODS

OUTCOMES

- Students will gain familiarity with Biomaterials and they will understand their importance.
- Students will get an overview of different biopolymers and their properties
- Students gain knowledge on some of the important Bioceramics and Biocomposite materials
- Students gain knowledge on metals as biomaterials
- Student gains knowledge on the importance of nanobiomaterials in biomedical applications.

REFERENCES

1. C. Mauli Agrawal, Joo L. Ong, Mark R. Appleford, Gopinath Mani “Introduction to Biomaterials Basic Theory with Engineering Applications” Cambridge University Press, 2014.
2. Donglu shi “Introduction to Biomaterials” Tsinghua University press, 2006.
3. Joon Park, R.S.Lakes “Biomaterials An Introduction” third edition, Springer 2007.
4. M.Jaffe,W.Hammond, P.Tolias and T.Arinzeh “Characterization of Biomaterials” Wood head publishing, 2013.
5. Buddy D.Ratner and Allan S.Hoffman Biomaterials Science “An Introduction to Material in Medicine” Third Edition, 2013.
6. VasifHasirci, NesrinHasirci “Fundamentals of Biomaterials” Springer, 2018

7. Leopoldo Javier Rios Gonzalez. "Handbook of Research on Bioenergy and Biomaterials: Consolidated and green process" Apple academic press, 2021.
8. Devarajan Thangadurai, Jeyabalan Sangeetha, Ram Prasad "Functional Bionanomaterials" springer, 2020.
9. Sujata.V.Bhat Biomaterials; Narosa Publishing house, 2002.

CES334

MATERIALS FOR ENERGY SUSTAINABILITY

**L T P C
3 0 0 3**

OBJECTIVES

- To familiarize the students about the challenges and demands of energy sustainability
- To provide fundamental knowledge about electrochemical devices and the materials used.
- To introduce the students to various types of fuel cell
- To enable students to appreciate novel materials and their usage in photovoltaic application
- To introduce students to the basic principles of various types Supercapacitors and the materials used.

UNIT I SUSTAINABLE ENERGY SOURCES

9

Introduction to energy demand and challenges ahead – sustainable source of energy (wind, solar etc.) – electrochemical energy systems for energy harvesting and storage – materials for sustainable electrochemical systems building – India centric solutions based on locally available materials – Economics of wind and solar power generators vs. conventional coal plants – Nuclear energy

UNIT II ELECTROCHEMICAL DEVICES

9

Electrochemical Energy – Difference between primary and secondary batteries – Secondary battery (Li-ion battery, Sodium-ion battery, Li-S battery, Li-O₂ battery, Nickel Cadmium, Nickel Metal Hydride) – Primary battery (Alkaline battery, Zinc-Carbon battery) – Materials for battery (Anode materials – Lithiated graphite, Sodioted hard carbon, Silicon doped graphene, Lithium Titanate) (Cathode Materials – S, LiCoO₂, LiFePO₄, LiMn₂O₄) – Electrolytes for Lithium-ion battery (ethylene carbonate and propylene carbonate based)

UNIT III FUEL CELLS

9

Principle of operation of fuel cells – types of fuel cells (Proton exchange membrane fuel cells, alkaline fuel cell, direct methanol fuel cells, direct borohydride fuel cells, phosphoric acid fuel cells, solid oxide fuel cells, and molten carbonate fuel cells) – Thermodynamics of fuel cell – Fuel utilization – electrolyte membrane (proton conducting and anion conducting) – Catalysts (Platinum, Platinum alloys, carbon supported platinum systems and metal oxide supported platinum catalysts) – Anatomy of fuel cells (gas diffusion layer, catalyst layer, flow field plate, current conductors, bipolar plates and monopolar plates).

UNIT IV PHOTOVOLTAICS

9

Physics of the solar cell – Theoretical limits of photovoltaic conversion – bulk crystal growth of Si and wafering for photovoltaic application - Crystalline silicon solar cells – thin film silicon solar cells – multijunction solar cells – amorphous silicon based solar cells – photovoltaic concentrators – Cu(InGa)Se₂ solar cells – Cadmium Telluride solar cells – dye sensitized solar cells – Perovskite solar cells – Measurement and characterization of solar cells - Materials used in solar cells (metallic oxides, CNT films, graphene, OD fullerenes, single-multi walled carbon nanotubes, two-

dimensional Graphene, organic or Small molecule-based solar cells materials - copper-phthalocyanine and perylenetetracarboxylicbis - benzene – fullerenes - boron subphthalocyanine-tin (II) phthalocyanine)

UNIT V SUPERCAPACITORS

9

Supercapacitor –types of supercapacitors (electrostatic double-layer capacitors, pseudo capacitors and hybrid capacitors) - design of supercapacitor-three and two electrode cell-parameters of supercapacitor- Faradaic and non - Faradaic capacitance – electrode materials (transition metal oxides (MO), mixed metal oxides, conducting polymers (CP), Mxenes, nanocarbons, non-noble metal, chalcogenides, hydroxides and 1D-3D metal-organic frame work (MOF), activated carbon fibres (ACF)- Hydroxides-Based Materials - Polyaniline (PANI), a ternary hybrid composite-conductive polypyrrole hydrogels – Different types of nanocomposites for the SC electrodes (carbon–carbon composites, carbon-MOs composites, carbon-CPs composites and MOs-CPs composites) - Two-Dimensional (2D) Electrode Materials - 2D transition metal carbides, carbonitrides, and nitrides.

TOTAL : 45 PERIODS

OUTCOMES

- Students will acquire knowledge about energy sustainability.
- Students understand the principles of different electrochemical devices.
- Students learn about the working of fuel cells and their application.
- Students will learn about various Photovoltaic applications and the materials used.
- The students gain knowledge on different types of supercapacitors and the performance of various materials

REFERENCES

1. Functional materials for sustainable energy applications; John A. Kilner, Stephen J. Skinner, Stuart J. C. Irvine and Peter P. Edwards.
2. Hand Book of Fuel Cells: Fuel Cell Technology and Applications, Wolf Vielstich, Arnold Lamm, Hubert Andreas Gasteiger, Harumi Yokokawa, Wiley, London 2003.
3. B.E. Conway, Electrochemical supercapacitors: scientific fundamentals and technological applications, Kluwer Academic / Plenum publishers, New York, 1999.
4. T.R. Crompton, Batteries reference book, Newners, 3rd Edition, 2002.
5. Materials for Supercapacitor applications; B.Viswanathan. M.Aulice Scibioh
6. Electrode Materials for Supercapacitors: A Review of Recent Advances, Parnia Forouzandeh, Vignesh Kumaravel and Suresh C. Pillai, catalysts 2020.
7. Recent advances, practical challenges, and perspectives of intermediate temperature solid oxide fuel cell cathodes Amanda Ndubuisi, Sara Abouali, Kalpana Singh and VenkataramanThangadurai, J. Mater. Chem. A, 2022.
8. Review of next generation photovoltaic solar cell technology and comparative materialistic development Neeraj Kant, Pushpendra Singh, Materials Today: Proceedings, 2022.

CES335

GREEN TECHNOLOGY

**L T P C
3 0 0 3**

COURSE OBJECTIVE:

- To acquire knowledge on green systems and the environment, energy technology and efficiency, and sustainability.
- To provide green engineering solutions to energy demand, reduced energy footprint.

UNIT I PRINCIPLES OF GREEN CHEMISTRY

9

Historical Perspectives and Basic Concepts. The twelve Principles of Green Chemistry and green engineering. Green chemistry metrics- atom economy, E factor, reaction mass efficiency, and other green chemistry metrics, application of green metrics analysis to synthetic plans.

UNIT II POLLUTION TYPES 9
Pollution – types, causes, effects, and abatement. Waste – sources of waste, different types of waste, chemical, physical and biochemical methods of waste minimization and recycling.

UNIT III GREEN REAGENTS AND GREEN SYNTHESIS 9
Environmentally benign processes- alternate solvents- supercritical solvents, ionic liquids, water as a reaction medium, energy-efficient design of processes- photo, electro and sono chemical methods, microwave-assisted reactions

UNIT IV DESIGNING GREEN PROCESSES 9
Safe design, process intensification, in process monitoring. Safe product and process design – Design for degradation, Real-time Analysis for pollution prevention, inherently safer chemistry for accident prevention

UNIT V GREEN NANOTECHNOLOGY 9
Nanomaterials for water treatment, nanotechnology for renewable energy, nanotechnology for environmental remediation and waste management, nanotechnology products as potential substitutes for harmful chemicals, environmental concerns with nanotechnology

TOTAL: 45 PERIODS

COURSE OUTCOMES

- CO1: To understand the principles of green engineering and technology
CO2: To learn about pollution using hazardous chemicals and solvents
CO3: To modify processes and products to make them green and safe.
CO4: To design processes and products using green technology
CO5 – To understand advanced technology in green synthesis

TEXT BOOKS

1. Green technology and design for the environment, Samir B. Billatos, Nadia A. Basaly, Taylor & Francis, Washington, DC, ©1997
2. Green Chemistry – An introductory text - M. Lancaster, RSC, 2016.
3. Green chemistry metrics - Alexi Lapkin and David Constable (Eds) , Wiley publications, 2008

REFERENCE BOOKS

1. Environmental chemistry, Stanley E Manahan, Taylor and Francis, 2017

CES336

ENVIRONMENTAL QUALITY MONITORING AND ANALYSIS

L T P C

3 0 0 3

OBJECTIVES:

- to understand and study the complexity of the environment in relation to pollutants generated due to industrial activity.
- To analyze the quality of the environmental parameters and monitor the same for the purpose of environmental risk assessment.

UNIT I ENVIRONMENTAL MONITORING AND STANDARDS 9
Introduction- Environmental Standards- Classification of Environmental Standards- Global Environmental Standards- Environmental Standards in India- Ambient air quality standards- water quality standard- Environmental Monitoring-Need for environmental monitoring- Concepts of environmental monitoring- Techniques of Environmental Monitoring.

UNIT II MONITORING OF ENVIRONMENTAL PARAMETERS**9**

Current Environmental Issues- Global Environmental monitoring programme-International conventions- Application of Environmental Monitoring- Atmospheric Monitoring - screening parameters – Significance of environmental sampling- sampling methods – water sampling - sampling of ambient air-sampling of flue gas.

UNIT III ANALYTICAL METHODS FOR ENVIRONMENTAL MONITORING**9**

Classification of Instrumental Method- Analysis of Organic Pollutants by Spectrophotometric methods -Determination of nitrogen, phosphorus and, chemical oxygen demand (COD) in sewage; Biochemical oxygen demand (BOD)- Sampling techniques for air pollution measurements; analysis of particulates and air pollutants like oxides of nitrogen, oxides of sulfur, carbon monoxide, hydrocarbon; Introduction to advanced instruments for environmental analysis

UNIT IV ENVIRONMENTAL MONITORING PROGRAMME (EMP) & RISKASSESSMENT**9**

Water quality monitoring programme- national water quality monitoring- Parameters for National Water Quality Monitoring- monitoring protocol; Process of risk assessment- hazard identification- exposure assessment- dose-response assessment; risk characterization.

UNIT V AUTOMATED DATA ACQUISITION AND PROCESSING**9**

Data Acquisition for Process Monitoring and Control - The Data Acquisition System - Online Data Acquisition, Monitoring, and Control - Implementation of a Data Management System - Review of Observational Networks -Sensors and transducers- classification of transducers- data acquisition system- types of data acquisition systems- data management and quality control; regulatory overview.

TOTAL: 45 PERIODS**COURSE OUTCOMES**

After completion of this course, the students will know

CO1	Basic concepts of environmental standards and monitoring.
CO2	the ambient air quality and water quality standards;
CO3	the various instrumental methods and their principles for environmental monitoring
CO4	The significance of environmental standards in monitoring quality and sustainability of the environment.
CO5	the various ways of raising environmental awareness among the people.
CO6	Know the standard research methods that are used worldwide for monitoring the environment.

TEXTBOOKS

1. Environmental monitoring Handbook, Frank R. Burden, © 2002 by The McGraw-Hill Companies, Inc.
2. Handbook of environmental analysis: chemical pollutants in the air, water, soil, and solid wastes / Pradyot Patnaik, © 1997 by CRC Press, Inc

REFERENCES

1. Environmental monitoring / edited by G. Bruce Wiersma, © 2004 by CRC Press LLC.
2. H. H. Willard, L. L. Merit, J. A. Dean and F. A. Settle, Instrumental Methods of Analysis, CBP Publishers and Distributors, New Delhi, 1988.
3. Heaslip, G. (1975) Environmental Data Handling. John Wiley & Sons. New York.

Course Articulation Matrix

Course Outcomes	Program Outcomes														
	PO 1	PO 2	PO 3	PO 4	PO 5	PO 6	PO 7	PO 8	PO 9	PO 10	PO 11	PO 12	PS O1	PS O2	PS O3
CO1	1	1	1	-	-	-	-	-	-	-	-	-	3	-	-
CO2	1	1	1	1	1	-	-	-	1	-	2	2	2	1	1
CO3	1	1	2	1	1	-	-	-	2	-	1	1	1	-	-
CO4	1	2	3	3	1	-	-	-	2	-	3	3	1	-	-
CO5	1	1	3	2	1	-	-	-	3	-	3	1	2	-	-
CO6	3	2	3	3	2	-	-	-	3	-	3	3	3	1	1
Over all	3	2	3	3	2	-	-	-	3	-	3	3	3	1	1

CES337 INTEGRATED ENERGY PLANNING FOR SUSTAINABLE DEVELOPMENT L T P C 3 0 0 3

COURSE OBJECTIVES:

1. To create awareness on the energy scenario of India with respect to world
2. To understand the fundamentals of energy sources, energy efficiency and resulting environmental implications of energy utilisation
3. Familiarisation on the concept of sustainable development and its benefits
4. Recognize the potential of renewable energy sources and its conversion technologies for attaining sustainable development
5. Acquainting with energy policies and energy planning for sustainable development

UNIT I ENERGY SCENARIO 9

Comparison of energy scenario – India and World (energy sources, generation mix, consumption pattern, T&D losses, energy demand, per capita energy consumption) – energy pricing – Energy security

UNIT II ENERGY AND ENVIRONMENT 9

Conventional Energy Sources - Emissions from fuels – Air, Water and Land pollution – Environmental standards - measurement and controls

UNIT III SUSTAINABLE DEVELOPMENT 9

Sustainable Development: Concepts and Stakeholders, Sustainable Development Goal (SDG) - Social development: Poverty, conceptual issues and measures, impact of poverty. Globalization and Economic growth - Economic development: Economic inequalities, Income and growth.

UNIT IV RENEWABLE ENERGY TECHNOLOGY 9

Renewable Energy – Sources and Potential – Technologies for harnessing from Solar, Wind, Hydro, Biomass and Oceans – Principle of operation, relative merits and demerits

UNIT V ENERGY PLANNING FOR SUSTAINABLE DEVELOPMENT 9

National & State Energy Policy - National solar mission - Framework of Central Electricity Authority - National Hydrogen Mission - Energy and climate policy - State Energy Action Plan, RE integration, Road map for ethanol blending, Energy Efficiency and Energy Mix

TOTAL: 45 PERIODS

COURSE OUTCOMES:

Upon completion of this course, the students will be able to

1. Understand the world and Indian energy scenario

2. Analyse energy projects, its impact on environment and suggest control strategies
3. Recognise the need of Sustainable development and its impact on human resource development
4. Apply renewable energy technologies for sustainable development
5. Fathom Energy policies and planning for sustainable development.

REFERENCES:

1. Energy Manager Training Manual (4Volumes) available at [http://www.em-
ea.org/gbook1.asp](http://www.em-
ea.org/gbook1.asp), a website administered by Bureau of Energy Efficiency (BEE), a statutory body under Ministry of Power, Government of India.2004
2. Robert Ristirer and Jack P. Kraushaar, “Energy and the environment”, Willey, 2005.
3. Godfrey Boyle, “Renewable Energy, Power for a Sustainable Future”, Oxford University Press, U.K., 2012
4. Twidell, J.W. & Weir A., “Renewable Energy Resources”, EFNSpon Ltd., UK, 2015.
5. Dhandapani Alagiri, Energy Security in India Current Scenario, The ICFAI University Press, 2006.
6. M.H. Fulekar, Bhawana Pathak, R K Kale, “Environment and Sustainable Development” Springer, 2016
7. <https://www.niti.gov.in/verticals/energy>

CES338

ENERGY EFFICIENCY FOR SUSTAINABLE DEVELOPMENT

L T P C

3 0 0 3

COURSE OBJECTIVES:

1. To understand the types of energy sources, energy efficiency and environmental implications of energy utilisation
2. To create awareness on energy audit and its impacts
3. To acquaint the techniques adopted for performance evaluation of thermal utilities
4. To familiarise on the procedures adopted for performance evaluation of electrical utilities
5. To learn the concept of sustainable development and the implication of energy usage

UNIT I ENERGY AND ENVIRONMENT

9

Primary energy sources - Coal, Oil, Gas – India Vs World with respect to energy production and consumption, Climate Change, Global Warming, Ozone Depletion, UNFCCC, COP

UNIT II ENERGY AUDITING

9

Need and types of energy audit. Energy management (audit) approach-understanding energy costs, bench marking, energy performance, matching energy use to requirement, maximizing system efficiencies, optimizing the input energy requirements, fuel & energy substitution, energy audit instruments

UNIT III ENERGY EFFICIENCY IN THERMAL UTILITIES

9

Energy conservation avenues in steam generation and utilisation, furnaces, Thermic Fluid Heaters. Insulation and Refractories - Commercial waste heat recovery devices: recuperator, regenerator, heat pipe, heat exchangers (Plate, Shell & Tube), heat pumps, and thermocompression

UNIT IV ENERGY CONSERVATION IN ELECTRICAL UTILITIES**9**

Demand side management - Power factor improvement – Energy efficient transformers - Energy conservation avenues in Motors, HVAC, fans, blowers, pumps, air compressors, illumination systems and cooling towers

UNIT V SUSTAINABLE DEVELOPMENT**9**

Sustainable Development: Concepts and Stakeholders, Sustainable Development Goal (SDG). Globalization and Economic growth. Economic development: Economic inequalities, Income and growth. Social development: Poverty, conceptual issues and measures, impact of poverty,

TOTAL: 45 PERIODS**COURSE OUTCOMES:**

Upon completion of this course, the students will be able to

1. Understand the prevailing energy scenario
2. Familiarise on energy audits and its relevance
3. Apply the concept of energy audit on thermal utilities
4. Employ relevant techniques for energy improvement in electrical utilities
5. Understand Sustainable development and its impact on human resource development

REFERENCES:

1. Energy Manager Training Manual (4Volumes) available at <http://www.em-ee.org/gbook1.asp>, a website administered by Bureau of Energy Efficiency (BEE), a statutory body under Ministry of Power, Government of India.2004
2. Eastop.T.D& Croft D.R, “Energy Efficiency for Engineers and Technologists”, Logman Scientific & Technical, ISBN-0-582-03184, 1990
3. W.R. Murphy and G. McKay “Energy Management” Butterworths, London 1987
4. Pratap Bhattacharyya, “Climate Change and Greenhouse Gas Emission”, New India Publishing Agency- Nipa,2020
5. Matthew John Franchetti , Defne Apul “Carbon Footprint Analysis: Concepts, Methods, Implementation, and Case Studies” CRC Press,2012
6. Robert A. Ristinen, Jack J. Kraushaar, Jeffrey T. Brack, “Energy and the Environment”, 4th Edition,Wiley,2022
7. M.H. Fulekar,Bhawana Pathak, R K Kale,“Environment and Sustainable Development” Springer,2016
8. Sustainable development in India: Stocktaking in the run up to Rio+20: Report prepared by TERI for MoEF, 2011.

PROGRESS THROUGH KNOWLEDGE